

ANNUAL REPORT

2024/2025 FINANCIAL YEAR

WINNIE MADIKIZELA MANDELA LOCAL MUNICIPALITY
2024/2025 Annual Report

Table of Contents

CHAPTER 1: MAYOR'S FOREWORD AND EXECUTIVE SUMMARY 5
1. MAYOR'S FOREWORD AND EXECUTIVE SUMMARY 5
1.1 COMPONENT A: MAYOR'S FOREWORD 5
1.2 COMPONENT B: EXECUTIVE SUMMARY 8
1.2.1 Good governance and Intergovernmental relations 8
1.2.2 Local Economic Development 10
1.2.3 Institutional Development & Transformation 11
1.2.4 Financial Viability and Management 12
1.2.5 The top ten (10) risks faced by the municipality were identified 12
1.2.6 Basic Service Delivery 13
2. THE MUNICIPAL CONTEXT AND DEMOGRAPHIC PROFILE 14
2.1 Population Concerns 14
2.2 Gender Distribution 15
2.3 Population Distribution by Race 15
2.4 Population Distribution by Age Groups 16
2.5 Educational Profile and Literacy Levels 16
2.6 Employment Profile 17
2.7 Household Distribution by Annual Income 17
2.8 Tenure Status 18
2.9 Household access to infrastructure Services 18
3. AUDITOR GENERAL'S REPORT FOR THE YEAR ENDED 30th JUNE 2025 20
CHAPTER 2: GOVERNANCE 32
1. COMPONENT A: POLITICAL AND ADMINISTRATION GOVERNANCE 32
1.1 Political Governance 32
1.2 Administrative Governance 33
1.3 Audit Committee Report 36
1.4 Resolution Register 61
2. COMPONENT B: INTERGOVERNMENTAL RELATIONS 68
2.1 Intergovernmental Relations 68
3. COMPONENT C: PUBLIC ACCOUNTABILITY AND PARTICIPATION 68
3.1 Public Meetings 68
3.2 Public Comments from Mayoral Imbizo 69
3.3 Public Comments from IDP & Budget Roadshows 103
3.4 IDP Participation and Alignment 123

4. COMPONENT D: CORPORATE GOVERNANCE 126
4.1 Risk Management 126
4.2 Anti-Corruption and Fraud Management 126
4.3 Internal Audit/Audit committee and Compliance 127
4.4 Effectiveness of Internal and External Auditors 127
4.5 Websites 128
4.6 Supply Chain Management 128
4.7 Awarded Tenders 132
4.8 Legal Services 141
4.9 Litigation Management 142
4.10 Municipal Public Accounts Committee (MPAC) 143
4.11 Municipal Public Accounts Committee Attendance for 2024/2025 144
CHAPTER 3: SERVICE DELIVERY PERFORMANCE 145
1. COMPONENT A: BASIC SERVICE DELIVERY 145
1.1 Three Year Capital Plan 145
1.2 Electricity 147
1.3 Waste Management and Refuse Removal 149
1.4 Housing 161
1.5 Free Basic Services 163
1.6 Education Services Backlog 165
1.7 Clinics and Health Facilities 166
2. COMPONENT B: ROADS 166
2.1 Roads and Storm Water drainage 166
2.2 Borrow Pits 166
2.3 Road Maintenance 167
3. COMPONENT C: PLANNING AND DEVELOPMENT 171
3.1 Planning Development 171
3.2 Spatial Planning 172
3.3 Local Economic Development and Tourism 177
3.4 List of supported LED Projects 2024/25 178
GROSS DOMESTIC PRODUCT (GDP) - MBIZANA LOCAL MUNICIPALITY AND THE REST OF ALFRED NZO, 2016 [PERCENTAGE] 207
Economic Growth Forecast 207
3.5 EPWP Programme 210
4. COMPONENT D – COMMUNITY AND SOCIAL SERVICES 211
4.1 Libraries and Community Facilities 211

4.2 Cemeteries 211
4.3 Aquatic Safety 212
5. COMPONEMT E : ENVIROMENTAL MANAGEMENT AND SIGNAGE CONTROL 213
5.1 Pollution control, Biodiversity, Landscape and Coastal Protection 213
5.2 Public Comfort Facilities 213
5.3 Nurseries 213
6. COMPONENT F: SAFETY AND SECURITY 217
6.1 Fire and Disaster Management 217
6.2 Protection Services 218
6.3 Security 223
6.4 Pound 223
7. COMPONENT G: SPORT AND RECREATION 224
7.1 Sport Development 224
8. COMPONENT H – CORPORATE POLICY OFFICES AND OTHER SERVICES 225
8.1 Organisational Structure 226
8.2 2024/2025 ANNUAL PERFORMANCE REPORT IN NUMBERS AND PERCENTAGES 236
CHAPTER 4: ORGANISATIONAL DEVELOPMENT PERFORMANCE 400
9. COMPONENT A: INTRODUCTION TO MUNICIPAL PERSONNEL 400
9.1 Employee Totals, Turnover and Vacancies 400
9.2 Policies 400
9.3 Human Resources and Skills Management 402
9.4 Information and Communication Technology Services 402
CHAPTER 5: FINANCIAL MANAGEMENT 404
10. COMPONENT A: FINANCIAL MANAGEMENT 404
10.1 Financial Disclosure 404
10.2 Statement of Financial Performance 410
10.3 Grants 410
10.4 Grant Spending Comparison 411
10.5 Asset Management 412
11. COMPONENT B: SPENDING AGAINST CAPITAL BUDGET 413
11.1 Capital Expenditure 413
11.2 Sources of Finance 413
11.3 Capital Expenditure on 5 Largest Projects 414
12. COMPONENT C: CASHFLOW MANAGEMENT AND INVESTMENT 414

12.1 Cash flow 414
12.2 Borrowing and Investment 414
12.3 Public Private Partnership (PPP) 415
12.4 Long term Contracts 416
13. COMPONENT D: OTHER FINANCIAL MATTERS 424
13.1 GRAP Compliance 424
CHAPTER 6: AUDITOR GENERAL'S AUDIT FINDINGS 424
14. COMPONENT A: AUDITOR'S OPINION ON THE FINANCE STATEMENT FOR PRIOR YEAR 424
14.1 Prior Year Comments 424
14.2 Current Year 424
14.3 Oversight on Annual Report 428
14.4 Third Tier Management Structure 428
14.5 Municipal Powers and Functions 429
14.6 Council Meetings Attendance 431
14.7 Ward Committee Reporting 441
14.8 Purpose of Council Committees 442
14.9 Audit Corrective Action Plans: 2024/2025 444
14.10 Audited Annual Financial Statements for the year ended 30 June 2025 456
14.11 CoGTA Standardized Performance Indicators 585
5 589
17.1 Oversight Report 591
17.2 Extract on Oversight Report 604

1. MAYOR'S FOREWORD AND EXECUTIVE SUMMARY

1.1 COMPONENT A: MAYOR'S FOREWORD

As guided by national planning instruments, our municipality progressively improves its strategic planning alignment with the District Development Model (DDM) principles, the Medium-Term Development Plan and all other functional Intergovernmental relations system to ensure alignment with Provincial development plans and the Alfred Nzo District development plans. Our ability to continuously improve development planning alignment and implementation makes me proud to present the record of our annual work during the past financial year (2024/25). We continue to work collaboratively with local stakeholders, national and international stakeholders in providing improved public services and development of the community residing in the 32 municipal wards of our municipality. We work relentlessly to finally realise our municipal vision of **"A vibrant socio-economic growing municipality that creates sustainable communities with equal opportunities for all"**. This report is another annual record of service delivery work undertaken during the period starting on the 01 July 2024 to the 30 June 2025 as a stepping stone towards the realisation of the municipal vision. The highlights of work done on our key service provision work is summarised below: -

- We constructed and rehabilitated 50, 4 kilometres of access roads;
- We provided electricity to 972 rural and urban households that did not have electricity before;
- We trained and supported with equipment 45 car washers and 40 small business incubates;
- We continued to provide Free Basic Energy & Free Basic Alternative Energy to qualifying indigent households.
- Collected refuse from 1438 urban area households and businesses and collected refuse in 17 rural wards; and
- We created 315 EPWP work opportunities as we continue to fight poverty;
- We were once again number one in Alfred Nzo District in the greenest municipality competition and went on to be number three in the province.

The Municipal Council approved a reviewed and revised Integrated Development Plan (IDP) and the supporting implementation plans being the Budget and Service Delivery and Budget Implementation Plan (SDBIP), we ensured that our IDP is aligned to the Eastern Cape Provincial Growth & Development Plan (PGDP) priorities. This report further gives a detailed progress undertaken in correcting areas of poor performance as indicated in the IDP and the previous Annual Report. The municipality has made significant progress in providing basic services to all 32 municipal wards constituting our municipality, this happened with the support of other organs of state at provincial and national government spheres. We have further agreed to do more in improving the quality and reliability of the services we provide, we will be implementing new ways from the start of 2025/2026 financial year.

The Municipal Council continues to progressively extend the provision of basic services to all municipal wards, villages and households utilising the financial and available institutional capacity. The major challenge that we continue to face is that of exploring and implementing modern technologies to upgrade our rural access roads to a level meant to adapt to Climate Change consequences. We are continuously challenged by a huge backlog on roads maintenance which is exacerbated by the topography, climate change coupled with heavy rains and limited funding. However, the municipality is progressively increasing work efficiencies of our roads maintenance machinery in order to respond faster. We worked very hard on roads and bridges rehabilitation works due to

terrestrial rains that cause extensive damages to many of our roads, destroy people's houses and destroy farmers crops and livestock. We pleased with funding support we receive from CoGTA and National Treasury for allocating us disaster funding in order to ensure speedy rehabilitation of roads and bridges.

I wish to extend Municipal Council's appreciation to our customers and rate-payers for continuing to pay their municipal service bills against the harsh economic conditions we all face as South Africans. Moreover, we request our government and business customers to settle their accounts. I again assure you that we are equally doing our best in ensuring proper and valuable usage of every rand at our disposal in advancing social and economic growth of our communities.

We continuously improve our public participation mechanisms in order to ensure that all community members across the age divide are able to talk to us. We have improved our social media platforms and municipal website for the benefit of the public, we have improved our response time to encourage and nurture communication. The Mayor and the Executive Committee members participated in radio slots such as "Talk to your Mayor/ Councillor" programme meant to inform and get the views of the community on how best to inform them about the work done by the municipality and the entire government. We truly appreciate the cooperation received from all our 32 Wards, our public participation mechanisms were indeed successful, educating and rewarding. We managed to conduct our Mayoral Imbizo programme in an effort of ensuring people participation in the affairs of the municipality and to report progress on government projects and programmes. The Mayoral Imbizo meetings receive further community development needs and get feedback on the quality of services the municipality provides, this improves our Back2Basics programme whilst institutionalising District Development Model.

The Municipal Council reiterated its resolve to enhance electricity connections to the remaining un-electrified households. This we will do by also introducing an improved solar power system to the a few areas that are still not connected to the grid system. We are glad to report that all wards and municipal villages do enjoy some form of electricity supply. We are aware of the new extensions and settlements that do not have electricity services, we are working hard to ensure supply within the next few financial years.

We are working hard with our development partners and stakeholders in implementing the resolution of the Municipal Council to improve our work on the local economic development programme and projects in order to fight poverty and unemployment in our community. We are continuing as recorded in this report to implement the good lessons learnt through our participation in an international programme called Building Inclusive Green Municipalities (BIGM) as was facilitated by South African Local Government Association (SALGA). Federation of Canadian Municipalities (FCM) and the government of Canada. We have undertaken focused implementation of the manufacturing hubs programme with the support funding from National Treasury. The manufacturing hubs programme is meant to ensure improved productivity at our various wards, we have reported on the specific projects that we continue to support for economic development, poverty alleviation and reducing unemployment levels. This report further records work done in developing small agro-processing plants within our municipality in an effort of ensuring food security and economic growth.

In conclusion, we know the difficulties faced by our communities and we are responding to the best of our ability, this annual report is our recorded evidence. We are determined to do more through partnerships with our communities, traditional leaders, development partners and funders. We are determined to improve our access roads that are continuously damaged heavy rains, we intend introducing new roads technologies that will be

designed to withstand the current weather conditions. We are presently implementing new technology in re-constructing Ntlenzi to Mcetheni access road and Mqhokweni to Nokhatshile access road.

We are continuously improving our institutional systems and reporting obligations in line with the expected legal prescripts. During the year 2024/25 we retained an Unqualified Audit Report with findings ,consistent with the outcome of the previous financial year, we are determined to reclaim an Unqualified Audit Report with no findings (Clean Audit) from the Auditor-General. As we move closer to the end of the five-year term of office, this term of the Municipal Council received three consecutive clean governance reports from the Auditor-General. I am thankful for the guidance the Municipal Council provided and continues to do.

We are determined to serve you with dignity!



Cllr TD Mafumbatha
Honourable Mayor

1.2 COMPONENT B: EXECUTIVE SUMMARY

We are a component of Alfred District Municipality in the Eastern Cape Province of the Republic of South Africa, it covers an area of 2806 km² with 32 municipal wards. We are a Category B municipality in terms of the Constitution and subsequent local government laws. Our municipality is 98% rural with a population of 350 000 people (StatsSA: CS: 2022. The Municipality is characterized by the youthfulness of its population with 47% of the total population less than 35 years of age and 48% of the population economically active. Consistent with the national trends, 55% of the population is women. The statistics tells us that we have to develop policies and programmes that will address the plight of the young people and women.

1.2.1 Good governance and Intergovernmental relations

The current Municipal Council is composed of 64 councillors from eight (8) political parties. The Municipal Council at its meeting in May 2022 approved a new Integrated Development Plan (IDP) for implementation, the approval was done after extensive consultation with internal and external stakeholders. The IDP as the strategic plan for development informs the Municipal Budget and the annual Service Delivery and Budget Implementation Plan (SDBIP). The planning and implementation processes are guided by the assigned Powers & Functions of our municipality, which are listed below: -

Function	ANDM	WMM LM	Implementation Status	Challenges
Schedule 4 Part B				
Air pollution	X	N/A	N/A	N/A
Building regulations		X	By law under review as there were gaps identified during implementation	Illegal buildings due to non-compliance with approved building plans
Child care facilities		X	Progressing fairly	Keeping up with demand from communities
Electricity reticulation	X	X	Progressing well	Limited funds to
Firefighting Services	X	X	Vehicles and staff deployed by the DM	Vastness of wards and roads conditions in some areas
Local tourism	X	X	Progressing well	N/A
Municipal airports	X		N/A	N/A
Municipal planning	X	X	Progressing well	N/A
Municipal Health Services	X		N/A	N/A
Municipal Public Transport		X	Not implemented	Limited funding
Pontoons and Ferries	X		N/A	N/A
Storm water		X	Progressing	Limited resources
Trading regulations		X	By law gazetted and implemented	Rapid growth of traders within limited space
Water (potable)	X		N/A	N/A
Sanitation	X		N/A	N/A
Schedule 5 Part B				

Function	ANDM	WMM LM	Implementation Status	Challenges
Schedule 4 Part B				
Beaches and amusement facilities		X	Progressing	Seasonal operation and access due to roads leading to these facilities
Billboards and the display of adverts in public places		X	By law gazetted	Illegal billboards
Cemeteries, Crematoria and funeral parlors		X	One operating cemetery	Limited space
Cleansing		X	Progressing well	Currently utilising unlicensed dumping site
Control of public nuisances		X	By law gazetted and implemented	N/A
Control of undertakings that sell liquor to the public		X	Bylaw in process of promulgation	No by law in place which has resulted in illegal liquor trading especial in rural areas
Facilities for the accommodation, care and burial of animals		X	By law gazetted and service provider appointed to undertake removal and burial of animals	Removal of fencing along the main roads resulting to stray animals ge
Fencing and fences	X		N/A	N/A
Licensing of dogs		X	Bylaw gazetted	Illegal keeping of dogs
Licensing and control of undertakings that sell food to the public		X	By law gazetted	Non-compliance by traders with by law provisions
Local amenities		X	Progressing well	N/A
Local sport facilities		X	Progressing at slow pace due to limited resources	Maintenance of facilities and lack of ownership by communities
Markets		X	Temporal market place operational	Unavailability of space/land
Municipal abattoirs		X	Currently performed by DM	N/A
Municipal parks and recreation		X	1 park in town	Unavailability of space/land
Municipal roads		X	Progressing with back log	Maintenance of constructed roads
Noise pollution		X	By law gazetted and	Difficulty in implementing the bylaw due to cultural practices
Pounds		X	Animal pound operational	N/A

Function	ANDM	WMM LM	Implementation Status	Challenges
Schedule 4 Part B				
Public places		X	Non-available	N/A
Refuse removal, refuse dumps and solid waste disposal		X	In progress	Operating unlicensed dumping site
Street trading		X	Issuing of trading licensing progressing	Number of traffic wardens to keep up with the number of street vendors
Street lighting		X	Progressing	N/A
Traffic and parking		X	In progress	Increasing volume of motor vehicles in town
Disaster Management	X	X (Devolved Function)	Disaster management plan developed and adopted	Community understanding of disaster terms

This Annual Report for 2024/2025 presents work done during the financial year in implementing the assigned Powers and Functions as listed above. We can confirm to the community and readers of this report that we did all possible within the limits of the resources available to implement our legal mandate. We implemented the priorities of the community under the guidance of the Municipal Council approved IDP. We enjoyed better coordination and support of sector departments and State-owned entities through the revival of the Intergovernmental relations (IGR) and the District Development Model (DDM). We witnessed improvements in our IGR systems through enhanced projects planning, implementation and reporting. We have implemented enhanced public participation mechanisms in order to ensure vibrant community participation especially the youth and women who are the majority victims of poverty and unemployment.

1.2.2 Local Economic Development

Our main economic drivers as prioritised in the LED strategy are agriculture, tourism and mining and all require extensive investment for improved development and productivity. We have implemented various interventions in support of Small, Medium and Micro Enterprises (SMME) development and continued to maintain functional LED forum, Local Tourism Organisation and Annual business conference programme for information sharing, capacity development and marketing. The Municipality in collaboration with other key stakeholders supported SMMEs in all sectors through provision of training, funding, marketing, and creating access to markets and information. The Municipality has also assisted SMMEs to apply for government support funds for the sustainability of the small business sector, this report records interventions made in support of SMMEs. Our sectoral economic plans as revised and approved by Council also seek to attract and retain investors to invest in Mbizana for sustainable development and job creation. There are compounding environmental challenges coupled with lack of internal capacity to undertake key responsibilities in terms of our powers and functions. It is worth mentioning that the legislated powers and functions meant to improve socio-economic growth are being satisfactory implemented though experiencing weaknesses that require continuous improvement through sustained support.

The municipality has implemented the signed Memorandum of Understanding (MoU) with Ray Nkonyeni municipality a municipality in KwaZulu Natal Province, this MoU is on sharing best practices and acting collaboratively on the identified LED initiatives which include business licencing and business incubation. The municipality continues to implement international best lessons learnt during a three (3) year partnership with Strathroy-Caradoc Municipality of Canada through the facilitation and the support of the South African Local Government Association (SALGA) and the Federation of Canadian Municipalities (FCM). The main objective of development partnerships is to enhance Local Economic Development with special emphasis on the most vulnerable groups such as the youth, women and people with disabilities. The municipality continues to progressively implement three identified projects for Building Inclusive Green Municipalities (BIGM) being the LED Institutional development; Business Incubator programme and Replication of the Rural economic Development Hub (the agro-processing initiative). We have implemented the Farmer Production Support programme (FPSP) for the purposes of improving the mechanisation and marketing of our RED HUB project at Ward 31. Moreover, we have started with Phase 1 in constructing Mbizana Trade Market Square in support of our informal traders operating in town. The success of this Market Square enjoys the support of the Department of Small Business Development and Small Enterprise Development Agency. The last programme being implemented at its initial phase with the allocation of land for constructing a Cannabis medicinal bub implanted in partnership with Sibanye Stillwater and therefore the mobilisation of resources to establish a clone hub to supply cannabis growers.

1.2.3 Institutional Development & Transformation

The municipality conducted an extensive review and thereafter approved all necessary institutional policies meant to ensure compliance with laws and regulations as well as to ensure improved internal business controls. All the sub-structures of the Municipal Council have Terms of Reference (ToR) that are approved and maintained relevant. The main Council sub-structures include the functionality of each Ward Committees, the Executive Committee (the principal committee of Council), Municipal Public Accounts Committee, the Audit Committee, standing committees covering all Key performance areas and administrative departments. Ward Councillors are chairpersons of ward committees which are responsible for discussing local development needs and concerns. The Municipal Council meets at least once a quarter to consider recommendations from the Executive Committee and/or the Standing Committees through the Executive Committee report that gets tabled at Council by the Honourable Mayor. The Executive Committee meets on a monthly basis to consider matters tabled to it by the Municipal Manager together with the management team.

The Organisational Structure for 2024/2025 was designed to achieve the strategic objectives of the municipality and was aligned to the 2021 Municipal Staff Regulations as issued by the Minister of Cooperative governance and Traditional Affairs and adopted by Council with a total of 307 positions and 256 positions filled and 51 vacant positions. The administration is clustered into six areas of service delivery or departments. There are five Section 56 Managers reporting to the Municipal Manager, all posts are filled on a permanent based employment contract. All senior managers meet the minimum competency requirements as prescribed by National Treasury and CoGTA. The municipality has developed, adopted and is implementing a skills plan and an equity plan to guide our capacity building and training interventions. All the necessary policies guide the functioning of the municipality and the implementation of priorities by the workforce.

1.2.4 Financial Viability and Management

Our municipality is one of the rural municipalities with a small revenue base generated largely from the only one small urban area comprising of the town and surrounding urban settlements, this makes the reliance on government grants funding unavoidable. The municipality continued to produce funded 2024/25 Annual Main and Adjusted budgets as per National Treasury assessments. We also report that the main budget together with the Adjustments budgets for the year were assessed by National Treasury as compliant and funded. The point about a limited revenue base is then demonstrated by the fact that of the total budget has only 20% of it as own funding and the remaining 80% as grant funding, this records marginal improvements. However, due to three major projects that were implemented over the past three to four years, the municipality significantly reduced its internal reserves at a time the revenue collection trends took a negative drop due to the effects of our struggling economy, such a situation affects organisational financial health. The municipality resolved on implementing a comprehensive revenue enhancement initiative coupled with an amnesty package for the identified categories and debtors age analysis. The municipality did not undertake any borrowings during the 2024/25 financial year and the near future but rather focus on implementing its revenue enhancement strategy.

The municipality operates reliable accounting systems that are able to produce reports as and when they are needed. The current accounting systems have translated into Unqualified audit outcomes over the past ten (10) years due to on-going improvements on a consistent basis. The improvements are both on accounting systems as well as the operational systems within the institution. The Budget and Treasury Office is established and satisfactory staffed, and efforts are made to ensure that the finance personnel are trained on a regular basis to ensure that they are always informed of the changes that are happening within the local government financial management framework. The municipality is working hard to see more improvements in the management of public finances and public assets. The Auditor-General alerted the municipality to the concerning financial health as evidenced by the declining revenue collection.
Risk registers were developed for all departments within the municipality detailing the risks identified on all the strategic objectives outlined in the Integrated Development Plan, root causes and the rating of the effectiveness of the existing internal controls for the risks identified was performed.

1.2.5 The top ten (10) risks faced by the municipality were identified

1. Climate change
2. Untimely response to events of Disasters /calamity;
3. Poor use of natural resources (Land, Marine, General);
4. Unauthorised access to municipal system;
5. Easy access to municipal buildings that expose ICT equipment;
6. Long outstanding debtors and high impairment rate;
7. State of disasters has drastic impact of creating a credible disaster;
8. Inability to get accreditation entities within area of training;
9. Lack of appetite to study/improve amongst workers and councillors; and
10. Poor or none identification of skills gap

This report records all mitigating measures that have been effectively implemented and such has seen a reduction of the likelihood/ effects of risks identified in our risk profile. However, the municipality is mindful of the fact that some of the risks identified are inherent to the nature of the functions performed.

1.2.6 Basic Service Delivery

This report records progress made in providing municipal public services to the community of Mbizana during the financial year, this is the functional area of work that creates value to the public whilst it also remains the most challenging in eliminating historical backlogs. The Alfred Nzo District municipality as a Water Services Authority and Provider has revived most of the water schemes in rural areas and plans are in place to reticulate water from the Ludeke dam. Our Water provision backlog is at 41,7% whilst that of Sanitation services provision backlog is at 49,1%.

The urban households and all businesses (urban & rural) including rural business hubs receive refuse collection services from the municipality. Electricity backlog is sitting at 9701 (13%) households pending completion of the current running projects, however, we are aware of an on-going growth of households that need electricity due to new households and newly established villages/ extensions. About 28% of households have no access to any form of telecommunications system. Those who have access are largely assisted by cell phone connectivity which is often hampered by poor network and signal coverage in some of the rural villages.

The Municipal Infrastructure Grant (MIG) together with Municipal Disaster Recovery Grant and internal funding enabled us to construct and rehabilitate 50,4 KMs of access roads (new roads totalling 29.3 KMs & 21.1 KMs rehabilitated) at the end of the 2024/25 with a budget of R57 936 016,99 Million. We have a high roads maintenance backlog due to topography and the effects of climate change that compels a recurring need for road maintenance. The municipality has managed to maintain 132 KMs of gravel access roads during the financial year using internal roads machinery and external service providers.

We have improved provision of social amenities, community services, public health, improved road network, transport services, and social development services. The municipality does involve all sector departments' in the IDP Representative Forum and the Intergovernmental relations forum in order to integrate our infrastructure plans roll-out. This integration of work has led to notable improvement though more work still needs to be done in order to attain total alignment of work programmes/ projects. The municipality continuously updates its Comprehensive Infrastructure Plan in order to enjoy a responsive and well-coordinated infrastructure roll-out. The introduction of the District Development Model (DDM) as a government wide intergovernmental relations coordination mechanism promises better results in our public service function. We have also entered into a Memorandum of Agreement with CSIR for the purposes of producing well researched and scientific solutions that are responsive to the conditions of topography and climate conditions.

We exist to provide municipal services to the people of Winnie Madikizela-Mandela Local municipality.
Please allow and support us to work with you and for you. Enkosi!

MR L. MAHLAKA
MUNICIPAL MANAGER

2. THE MUNICIPAL CONTEXT AND DEMOGRAPHIC PROFILE

Winnie Madikizela - Mandela Local Municipality (EC443) was established in terms of Section 155 (1) (b) of the Constitution of the Republic of South Africa. WMM LM is one of the four category B municipalities falls within the Alfred Nzo District Municipality (DC44). It is located within the Wild Coast Region of the Eastern Cape Province along R61 connecting kwaZulu Natal South coastal boundary to the N2 highway. To the west and south the municipality shares common boundaries with the Umzimvubu, Ntabankulu and Ngquza Hill local municipalities. The Mtamvuna and Mtentu rivers form the northern and southern boundaries of the municipality. Dominant land users within WMMLM Municipality are mostly rural with a large emphasis on subsistence agriculture in the interior and some tourism development along the coast. The natural environment in the coastal belt of the area is in an unspoiled condition and has exceptionally high conservation value. The conservation value of the inland areas is significantly lower than the coastal areas due to human activities.

2.1 Population Concerns

The total population of WMMLM has increased from 319 948 in 2016 to 350 000. WMMLM accounts above 35% of the total district population which makes it the largest in population size within ANDM.

Population by Households Census 2011- CS 2022			
2011		**2022**	
Total Households	62 479	Total Households	48 446
Average Household size	5,6	Average Household size	5,8

There are also factors such as migration of people into the municipality particularly in the urban area of Bizana for better employment opportunities and services this exacts pressure to the municipality as it has to increase its budget for service provision in town and mainly for indigent households. As the municipality is a boarder municipality there has been also a great noticeable migration of young people to KwaZulu Natal for employment some drop out of school this also affects education levels of the municipality. The municipality also experiences high HIV/AIDS prevalence rate due to migration of teenagers from KwaZulu Natal. Interventions have been developed by the municipality and NGOs to overcome this strategy. The table below illustrates population growth between 2011 and 2022 Census.

The table below illustrates population growth between 2016 and 2022

Population Trends Census 2016 – CS 2022							
Census 2011						**Census 2022**	
Total Population		**Total (15-34years)**		**Youth Proportion**	**Persons aged 20 years completed grade 12**	**Total Population**	
Male	128332	Male	43053	32,9	21278	Male	163889
Female	153573	Female	49789			Female	186111

Population Trends Census 2016 – CS 2022							
Census 2011						Census 2022	
Total Population	**281 905**	**Total Youth**	**92842**			**Total Popu lation**	350 0000

2.2 Gender Distribution

The **Census 2011 and Census 2022 by Stats SA** simultaneously indicates the population of Mbizana is dominated by females at about 53.2% of the total population compared to 46.8% of males. The table below shows that about 186 111 (53.2%) of the total population of Mbizana is women against 163 889 (46.8%) which are males: C 2022.

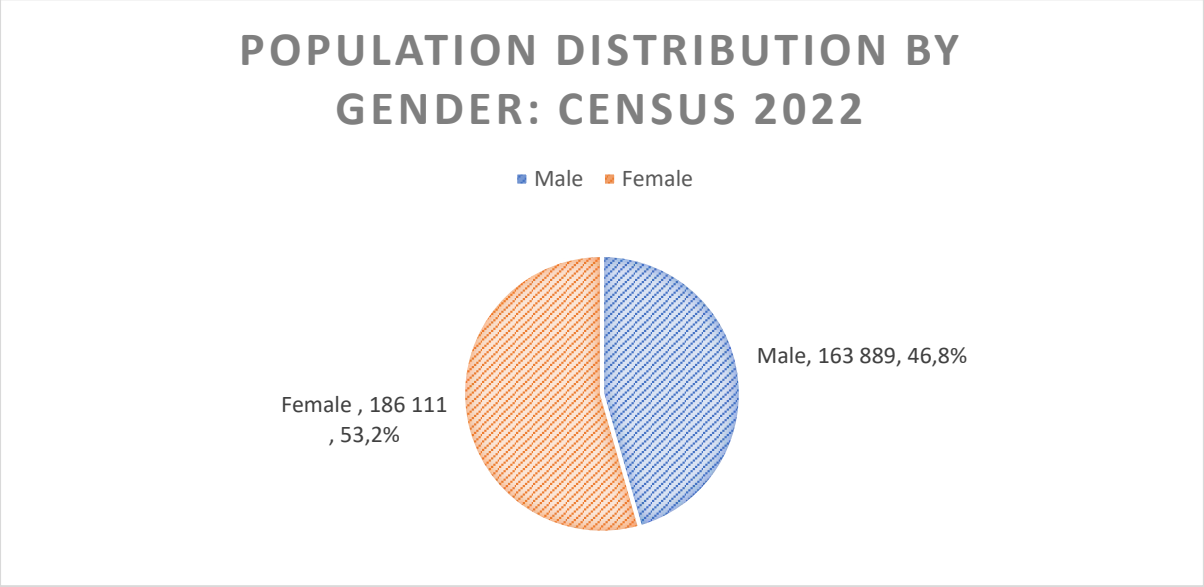

This indicates that there should be dedicated programs of integration and incorporation of women in key planning and decision-making roles of the municipality. Moreover, there is need for consideration of the following

- Promoting participation of women in policy making and development.
- Ensure involvement of women in economic development activities.
- Improving women's earning power and reducing vulnerability of women to poverty.

The following table indicates that according to census of 2022 by Stats SA about 1 of the total population is the youth ages between 15 to 34 years, of which 53.2% are women against 46,8% which are male.

2.3 Population Distribution by Race

The largest population group in Mbizana is Black Africans at 99,4% of the total population followed by Coloureds at 0,3%, Indians / Asians at 0,1 %, Whites at 0, 1% and others at 0, 1% as demonstrated in the chart below: -

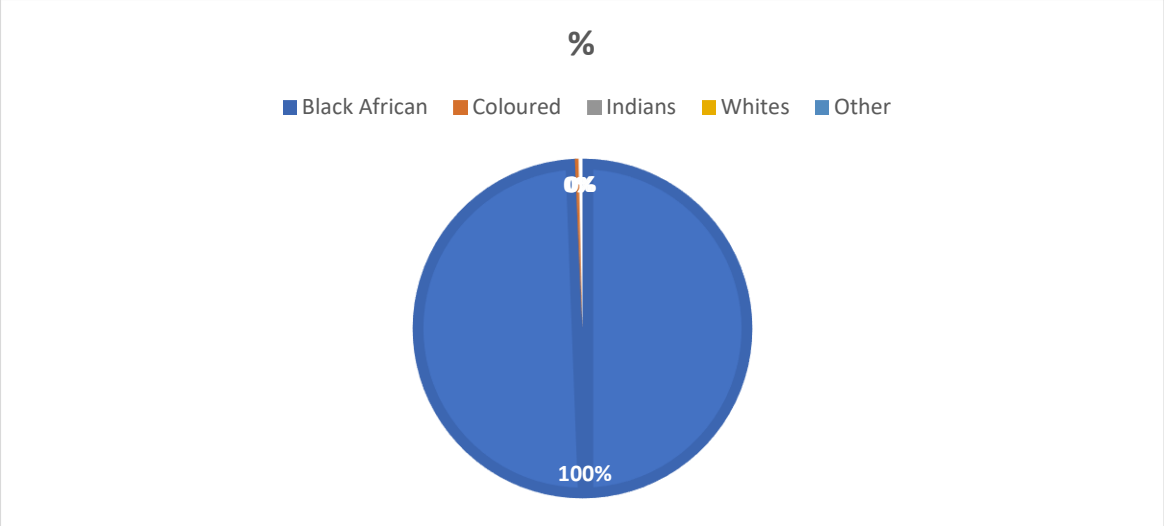

2.4 Population Distribution by Age Groups

The age profile below shows that approximately 66% of Mbizana population is young people between 0 to 34 years old. These population trends oblige government in all levels to ensure that a large percentage of the budget is allocated to youth development and learner support programmes in order to deal with the needs of this majority section of our populations. The elderly people age group 60 and over accounts for 5,2% of the total population.

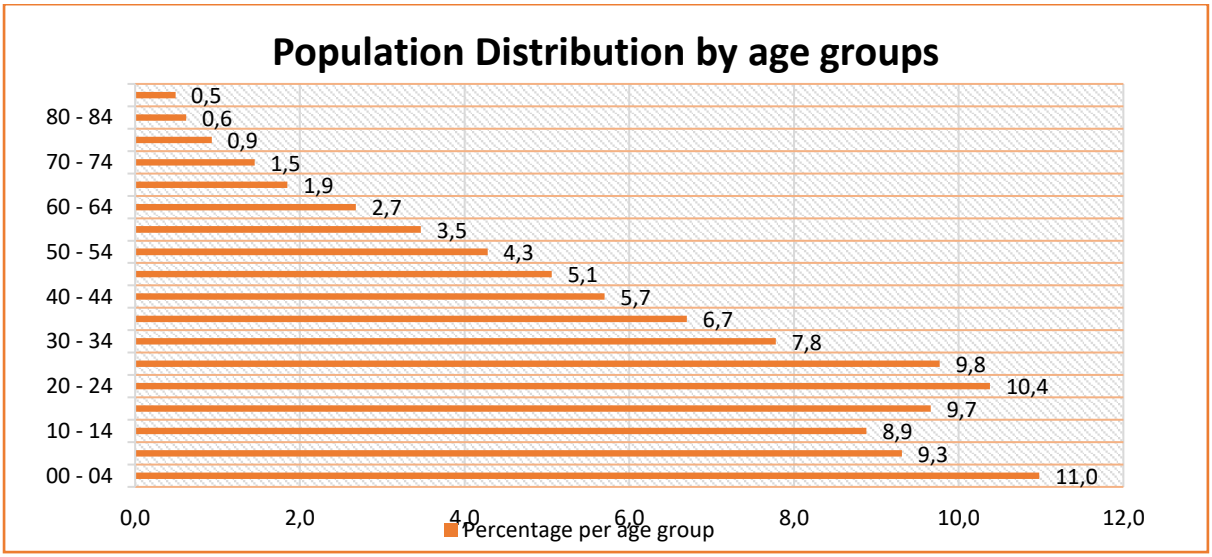

2.5 Educational Profile and Literacy Levels

Education plays a fundamentals role in community development as it provides a set of basic skills for development, creativity and innovative abilities within individuals. The South African Constitution states that everyone has a right to education. Educational levels for Mbizana are low with less than 50% of people attending at pre-school, primary schools and secondary school level. Only few people attend post matric studies and that calls for the government to have enough resources allocated for education as primary factor.

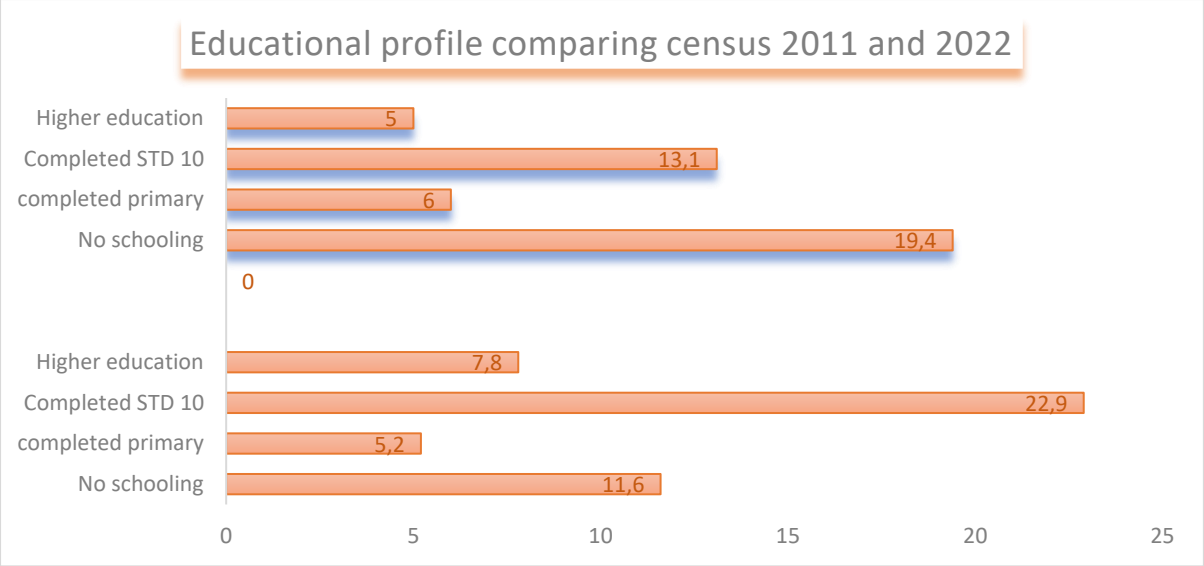

2.6 Employment Profile

The employment profile of WMMLM shows that unemployment rate declined between 2001 and 2011. In 2001 unemployment was 73.5% which dropped to 44% in 2011. Likewise, figure shows that people who were employed in 2011 were 56% compared to 44% of unemployed. This indicates that Mbizana has made significant strides in creating new job opportunities.

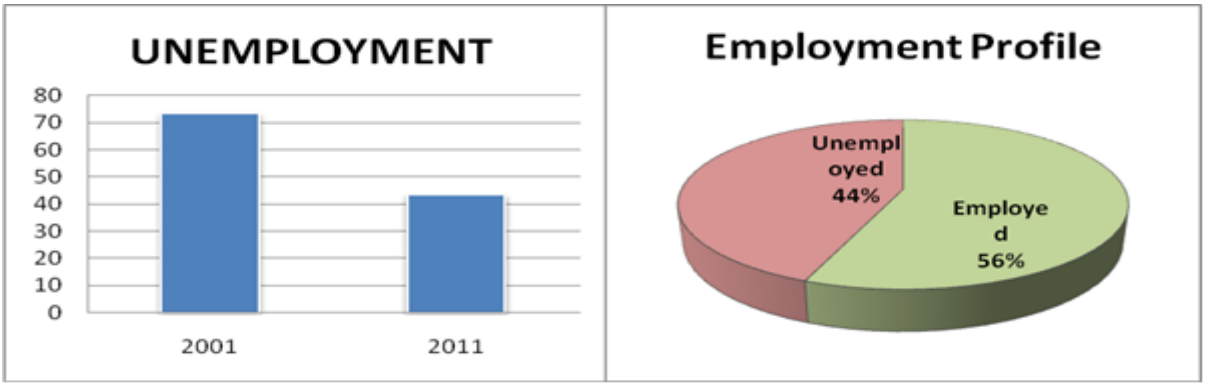

2.7 Household Distribution by Annual Income

According to Census 2011 by Statistics South Africa, approximately only 15,9% of people have no income and that shows another improvement as compared to 2007 community survey where 76% of the total population had no income. As shown in chart below the highest number of population which is at 25,8 is earning between R9 601 – R19 600 and the lowest number of population which is 0,1% is earning R2 457 601 or more.

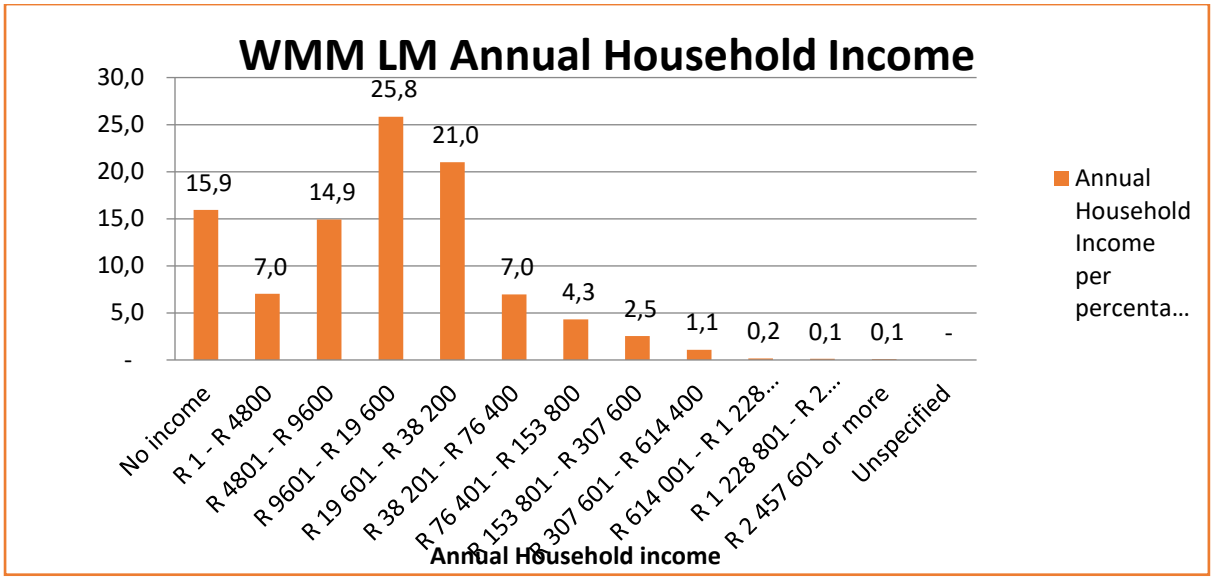

2.8 Tenure Status

There are different tenures within the municipality. However, it is encouraging that the majority of households either own or have paid off their houses. By 2022, the number of households that owned and fully paid off their houses were 54, 4%. This is encouraging houses are regarded as an asset for households.

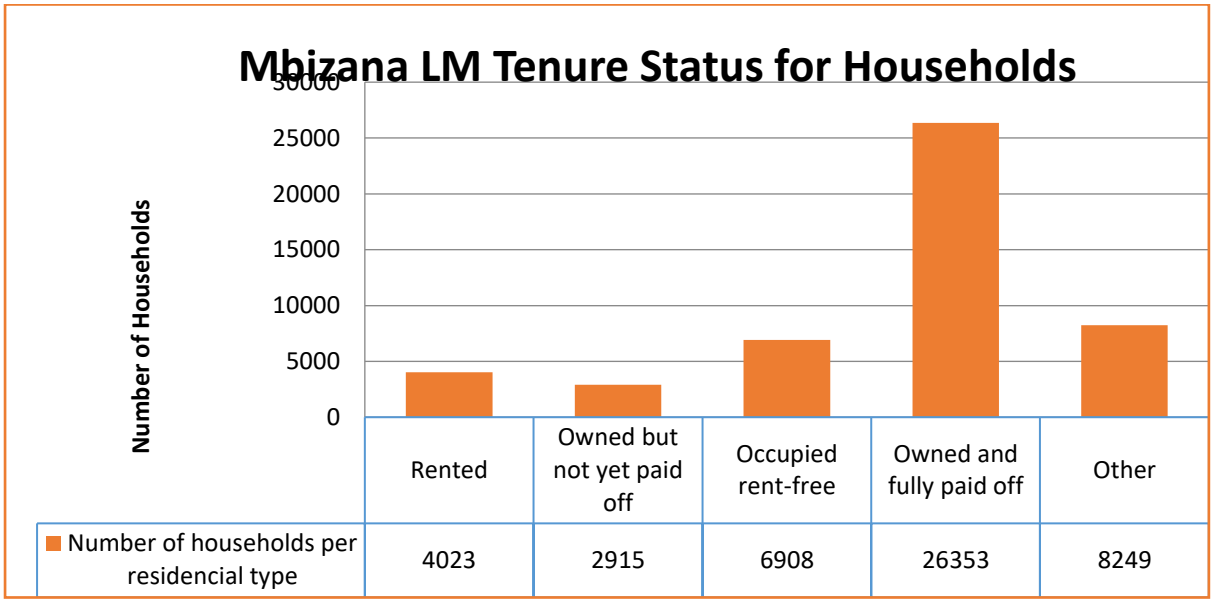

2.9 Household access to infrastructure Services

According to 2022 Census, the majority of the total population of Mbizana depends on cellular phones for tele – communication and internet access as only 0,9% of the population have access to telephone lines and only 2,7% have access to internet services. The graph below illustrates the comparison between 2011 and 2022 Census.

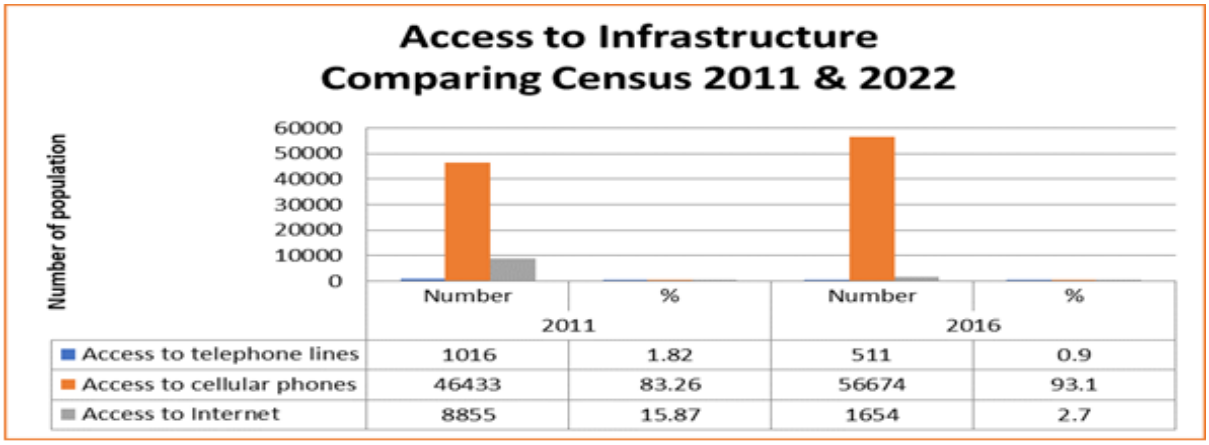

	2011		2016	
Access to telephone lines	1016	1.82	511	0.9
Access to cellular phones	46433	83.26	56674	93.1
Access to Internet	8855	15.87	1654	2.7

3. AUDITOR GENERAL'S REPORT FOR THE YEAR ENDED 30th JUNE 2025

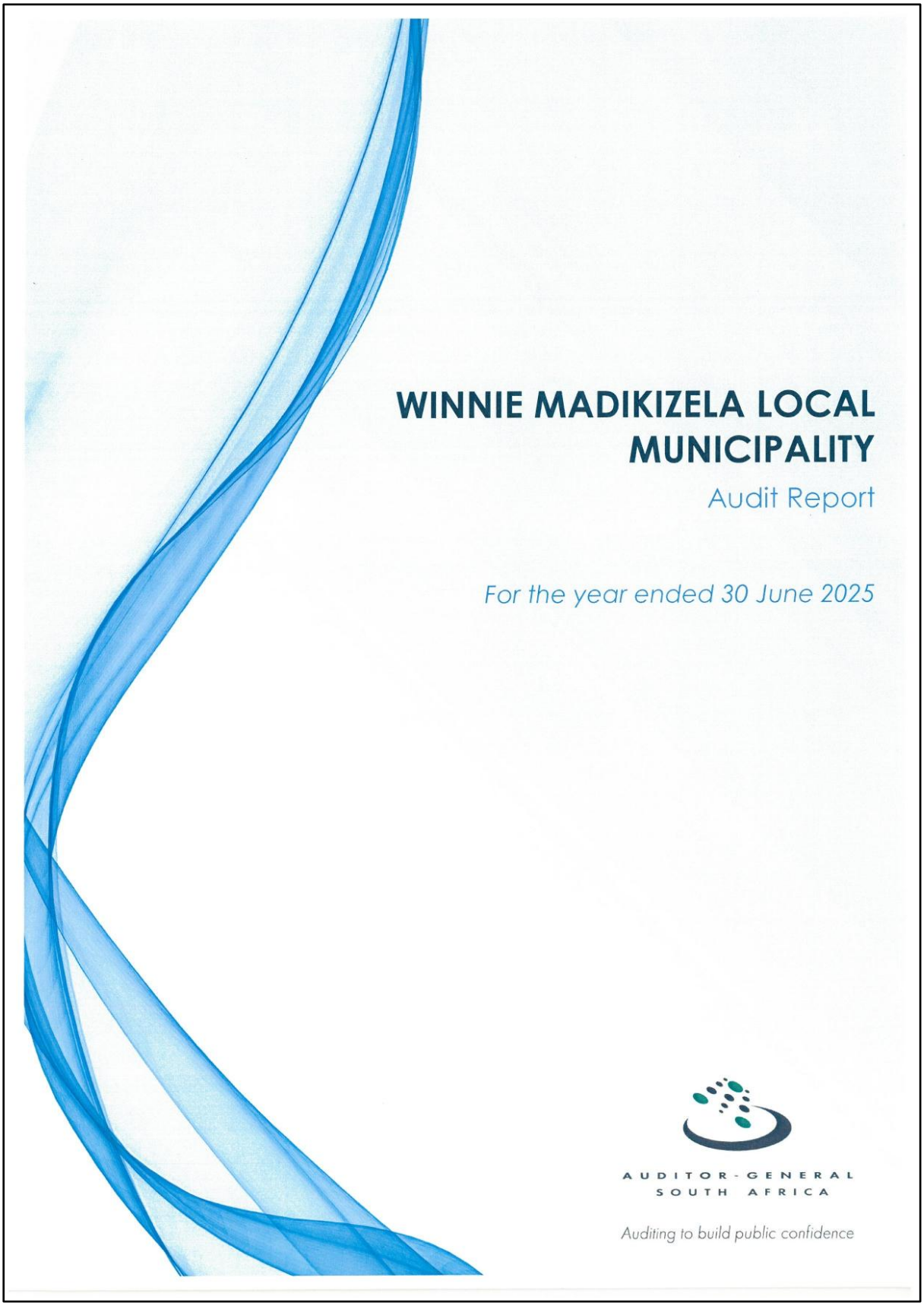

Report of the auditor-general to Eastern Cape Provincial Legislature and the council on Winnie Madikizela-Mandela Local Municipality

Report on the audit of the financial statements

Opinion

1. I have audited the financial statements of Winnie Madikizela-Mandela Local Municipality set out on pages xx to xx, which comprise the statement of financial position as at 30 June 2025, statement of financial performance, statement of changes in net assets , the cash flow statement and the Statement of comparison of budget and actual amounts for the year then ended, as well as notes to the financial statements, including a summary of significant accounting policies.

2. In my opinion, the financial statements present fairly, in all material respects, the financial position of Winnie Madikezela-Mandela Local Municipality as at 30 June 2025 and its financial performance and cash flows for the year then ended in accordance with the South African Standards of Generally Recognised Accounting Practice (GRAP) and the requirements of the Municipal Finance Management Act 56 of 2003 (MFMA) and the Division of Revenue Act 24 of 2024 (Dora).

Basis for opinion

3. I conducted my audit in accordance with the International Standards on Auditing (ISAs). My responsibilities under those standards are further described in the responsibilities of the auditor-general for the audit of the financial statements section of my report.

4. I am independent of the municipality in accordance with the International Ethics Standards Board for Accountants' *International Code of ethics for Professional Accountants (including International Independence Standards)* (IESBA code) as well as other ethical requirements that are relevant to my audit in South Africa. I have fulfilled my other ethical responsibilities in accordance with these requirements and the IESBA code.

5. I believe that the audit evidence I have obtained is sufficient and appropriate to provide a basis for my opinion.

Emphasis of matters

6. I draw attention to the matters below. My opinion is not modified in respect of these matters.

7. As disclosed in note 12 to the financial statements, the municipality reported a material allowance for impairment on statutory receivables of R10,2 million (2024: R8,0 million).

8. As disclosed in note 14 to the financial statements, the municipality reported a material allowance for impairment on receivables from exchange transactions of R20,6 million (2024: R18,0 million).

9. As disclosed in note 63 to the financial statements, the corresponding figures for 30 June 2024 were restated as a result of errors in the financial statements of the municipality at, and for the year ended, 30 June 2025.

Other matters

10. I draw attention to the matters below. My opinion is not modified in respect of these matters.

11. In terms of section 125(2)(e) of the MFMA, the particulars of non-compliance with the MFMA should be disclosed in the financial statements. This disclosure requirement did not form part of the audit of the financial statements and, accordingly, I do not express an opinion on it.

12. The supplementary information set out in pages xx to xx does not form part of the financial statements and is presented as additional information. I have not audited these schedules and, accordingly, I do not express an opinion on them.

Responsibilities of the accounting officer for the financial statements

13. The accounting officer is responsible for the preparation and fair presentation of the financial statements in accordance with the GRAP and the requirements of the MFMA and for such internal control as the accounting officer determines is necessary to enable the preparation of financial statements that are free from material misstatement, whether due to fraud or error.

14. In preparing the financial statements, the accounting officer is responsible for assessing the municipality's ability to continue as a going concern; disclosing, as applicable, matters relating to going concern; and using the going concern basis of accounting unless the appropriate governance structure either intends to liquidate the municipality or to cease operations, or has no realistic alternative but to do so.

Responsibilities of the auditor-general for the audit of the financial statements

15. My objectives are to obtain reasonable assurance about whether the financial statements as a whole are free from material misstatement, whether due to fraud or error; and to issue an auditor's report that includes my opinion. Reasonable assurance is a high level of assurance but is not a guarantee that an audit conducted in accordance with the ISAs will always detect a material misstatement when it exists. Misstatements can arise from fraud or error and are considered material if, individually or in aggregate, they could reasonably be expected to influence the economic decisions of users taken on the basis of these financial statements.

16. A further description of my responsibilities for the audit of the financial statements is included in the annexure to this auditor's report. This description, which is located at page xxx forms part of my auditor's report.

Report on the audit of the annual performance report

17. In accordance with the Public Audit Act 25 of 2004 (PAA) and the general notice issued in terms thereof; I must audit and report on the usefulness and reliability of the reported performance against predetermined objectives for the selected key performance area

presented in the annual performance report. The accounting officer is responsible for the preparation of the annual performance report.

18. I selected the following key performance area presented in the annual performance report for the year ended 30 June 2025 for auditing. I selected a key performance area that measures the municipality's performance on its primary mandated functions and that is of significant national, community or public interest.

Key performance area	Page numbers	Purpose
Basic service delivery	XX	• To construct and maintain roads and related storm water • To ensure that all citizens in MLM have access to well-maintained public amenities. • To provide a safe and secure environment for all citizens • To ensure that all households have access to a reliable electricity network

19. I evaluated the reported performance information for the selected key performance area against the criteria developed from the performance management and reporting framework, as defined in the general notice. When an annual performance report is prepared using these criteria, it provides useful and reliable information and insights to users on the municipality's planning and delivery on its mandate and objectives.

20. I performed procedures to test whether:

- the indicators used for planning and reporting on performance can be linked directly to the municipality's mandate and the achievement of its planned objectives
- all the indicators relevant for measuring the municipality's performance against its primary mandated and prioritised functions and planned objectives are included
- the indicators are well defined to ensure that they are easy to understand and can be applied consistently, as well as verifiable so that I can confirm the methods and processes to be used for measuring achievements
- the targets can be linked directly to the achievement of the indicators and are specific, time bound and measurable to ensure that it is easy to understand what should be delivered and by when, the required level of performance as well as how performance will be evaluated
- the indicators and targets reported on in the annual performance report are the same as those committed to in the approved initial or revised planning documents
- the reported performance information is presented in the annual performance report in the prescribed manner and is comparable and understandable

- there is adequate supporting evidence for the achievements reported I performed the procedures for the purpose of reporting material findings only; and not to express an assurance opinion or conclusion.

21. I did not identify any material findings on the reported performance information for the selected key performance area.

Other matter

22. I draw attention to the matter below.

Achievement of planned targets

23. The annual performance report includes information on reported achievements against planned targets and provides measures taken to improve performance.

24. The table that follows provides information on the achievement of planned targets and lists the key indicators that were not achieved as reported in the annual performance report. The reasons for any measures taken to improve performance are included in the annual performance report on pages xx to xx.

Basic service delivery

Targets achieved: 85% Budget spent: 90%		
Key indicators not achieved	**Planned target**	**Reported achievement**
Number of public amenities constructed	Two Public Amenities constructed (Ward 16 community hall, ward 32 community hall). Multipurpose centre (preliminary designs) by June 2025	1. Ward 16 community hall – not completed. Site establishment, earthworks, steelworks, and roof structure done. 2. Ward 32 community hall - not completed. Site establishment, earthworks, steelworks, foundation and plastering done. 3. Mphuthumi Mafumbatha Multipurpose centre – Preliminary design done.
Number of kms rehabilitated, concrete slab constructed and stormwater upgraded	Rehabilitated 30,6kms of access roads and 1.6kms of concrete slab s by end June 2025	Rehabilitated 21km gravel access road and 1.3km concrete slab by end June 2025. 1.Rehabilitated 5.8 km Khaleni AR and construction of 300m concrete slab and upgrading of stormwater 2. Rehabilitated 5km Ndayini A/R - upgrading associated stormwater. Restoring of approaches. Installation of concrete slab 500m. 3. Rehabilitated 3,2km Ndela to Ward 11- Restoring of concrete approaches. Extending wing wall, installation of gabions. 4.

		Rehabilitated 7km Labane AR and 500 m Concrete slab (Concrete Pavement) using falsework, formwork 5. Rehabilitated 0km of Qobo to Gubethuka AR. Site Establishment, clear and grub done. 6. Rehabilitation of 4.5km Mqhokweni to Nokhatshile A/R With low level crossing (Appointment of contractor not done) 7. Resurfacing of 11km Ntlenzi to Mcetheni (Appointment of contractor not done)
Number of building maintenance projects undertaken	Three building maintenance projects undertaken (municipal guardhouse, municipal offices and civic center) by June 2025	1. One building maintenance project undertaken (municipal offices maintained – Roof leaks completed). Guardhouse not done, civic centre maintenance – tinting of windows was not done, however, specification was developed and submitted to SCM
Number of Renewable Energy Project Implemented	Three Renewable Energy project completed (Backup power supply civic center, relocation of highmast, installation of flood lights) by June 2025	One Renewable energy project completed. Backup Power Supply Civic Center completed. Relocation of Highmast light not completed. Installation of Flood lights not completed. Tender closed on 09 June, but the BEC was only appointed on 30 June.
Number of substation projects completed	Two Substation projects completed by June 2025	Zero Substation projects completed. The initial service provider appointed declined the award. A new Service provider was eventually appointed on 05 May with a contract period of 4 months.
CBD infrastructure upgraded	Maintained 1km of surfaced road using alternative surfacing. Upgrading 3,4km of surfaced roads (Appointment of contractor) by June 2025	0 km of alternative surfacing maintained, contractor was not appointed and upgrading 3,4km of surfaced roads - appointment of Contractor not done.
Number of recreational facilities paved and landscaped	One Recreational facility Paved and landscaped Amos Nogxina in Ward 20 by June 2025	Zero Recreational facility, at Amos Nogxina paved and landscaped.
Number of CCTV cameras installed	Installed 30 CCTV cameras at cultural village, stadium and civic centre by June 2025	Zero CCTV Cameras installed, Not achieved due to non-responsive of bidders as from 2023 financial year there are more than 4 adverts.

Report on compliance with legislation

25. In accordance with the PAA and the general notice issued in terms thereof, I must audit and report on compliance with applicable legislation relating to financial matters, financial management and other related matters. The accounting officer is responsible for the municipality's compliance with legislation.

26. I performed procedures to test compliance with selected requirements in key legislation in accordance with the findings engagement methodology of the Auditor-General of South Africa (AGSA). This engagement is not an assurance engagement. Accordingly, I do not express an assurance opinion or conclusion.

27. Through an established AGSA process, I selected requirements in key legislation for compliance testing that are relevant to the financial and performance management of the municipality, clear to allow consistent measurement and evaluation, while also sufficiently detailed and readily available to report in an understandable manner. The selected legislative requirements are included in the annexure to this auditor's report.

28. The material findings on compliance with the selected legislative requirements, presented per compliance theme, are as follows:

Expenditure management

29. Reasonable steps were not taken to prevent irregular expenditure amounting to R69,1 million as disclosed in note 57 to the annual financial statements, as required by section 62 (1) (d) of the MFMA. The irregular expenditure was caused by the municipality awarding work to panel members in contravention of section 112(1) of the MFMA.

Other information in the annual report

30. The accounting officer is responsible for the other information included in the annual report. The other information does not include the financial statements, the auditor's report and the selected key performance area presented in the annual performance report that has been specifically reported on in this auditor's report.

31. My opinion on the financial statements, and my reports on the audit of the annual performance report and compliance with legislation do not cover the other information included in the annual report and I do not express an audit opinion or any form of assurance conclusion on it.

32. My responsibility is to read this other information and, in doing so, consider whether it is materially inconsistent with the financial statements and the selected key performance areas presented in the annual performance report or my knowledge obtained in the audit, or otherwise appears to be materially misstated.

33. I did not receive the other information prior to the date of this auditor's report. When I do receive and read this information, if I conclude that there is a material misstatement therein, I am required to communicate the matter to those charged with governance and request that the other information be corrected. If the other information is not corrected, I may have to retract

this auditor's report and re-issue an amended report as appropriate. However, if it is corrected this will not be necessary.

Internal control deficiencies

34. I considered internal control relevant to my audit of the financial statements, annual performance report and compliance with applicable legislation; however, my objective was not to express any form of assurance on it.

35. The matters reported below are limited to the significant internal control deficiencies that resulted in material findings on compliance with legislation included in this report.

36. The municipality did not have adequate system to monitor compliance with all applicable legislation throughout the year, as a result, non-compliance with legislation was not prevented.

Auditor-General

East London

30 November 2025

AUDITOR-GENERAL
SOUTH AFRICA

Auditing to build public confidence

Annexure to the auditor's report

The annexure includes the following:

- The auditor-general's responsibility for the audit
- The selected legislative requirements for compliance testing

Auditor general's responsibility for the audit

Professional judgement and professional scepticism

As part of an audit in accordance with the ISAs, I exercise professional judgement and maintain professional scepticism throughout my audit of the financial statements and the procedures performed on reported performance information for selected key performance area and on the municipality's compliance with selected requirements in key legislation.

Financial statements

In addition to my responsibility for the audit of the financial statements as described in this auditor's report, I also:

- identify and assess the risks of material misstatement of the financial statements, whether due to fraud or error; design and perform audit procedures responsive to those risks; and obtain audit evidence that is sufficient and appropriate to provide a basis for my opinion. The risk of not detecting a material misstatement resulting from fraud is higher than for one resulting from error, as fraud may involve collusion, forgery, intentional omissions, misrepresentations or the override of internal control.
- obtain an understanding of internal control relevant to the audit in order to design audit procedures that are appropriate in the circumstances, but not for the purpose of expressing an opinion on the effectiveness of the municipality's internal control.
- evaluate the appropriateness of accounting policies used and the reasonableness of accounting estimates and related disclosures made.
- conclude on the appropriateness of the use of the going concern basis of accounting in the preparation of the financial statements. I also conclude, based on the audit evidence obtained, whether a material uncertainty exists relating to events or conditions that may cast significant doubt on the ability of the municipality to continue as a going concern. If I conclude that a material uncertainty exists, I am required to draw attention in my auditor's report to the related disclosures in the financial statements about the material uncertainty or, if such disclosures are inadequate, to modify my opinion on the financial statements. My conclusions are based on the information available to me at the date of this auditor's report. However, future events or conditions may cause the municipality to cease operating as a going concern.
- evaluate the overall presentation, structure and content of the financial statements, including the disclosures, and determine whether the financial statements represent the underlying transactions and events in a manner that achieves fair presentation.

- plan and perform the group audit to obtain sufficient appropriate audit evidence regarding the financial information of the entities or business units within the group as a basis for forming an opinion on the consolidated financial statements. I am responsible for the direction, supervision and review of audit work performed for purposes of the group audit. I remain solely responsible for my audit opinion.

Communication with those charged with governance

I communicate with the accounting officer regarding, among other matters, the planned scope and timing of the audit and significant audit findings, including any significant deficiencies in internal control that I identify during my audit.

I also provide the accounting officer with a statement that I have complied with relevant ethical requirements regarding independence and communicate with them all relationships and other matters that may reasonably be thought to bear on my independence and, where applicable, actions taken to eliminate threats or safeguards applied.

Compliance with legislation – selected legislative requirements

The selected legislative requirements are as follows:

#	Selected legislation and regulations	Consolidated firm level requirements
1	Municipal Finance Management Act 56 of 2003	Sections: 1, 11(1), 13(2), 14(1), 14(2)(a), 14(2)(b), 15, 24(2)(c)(iv), 28(1), 29(1), 29(2)(b), 32(2), 32(2)(a), 32(2)(a)(i), 32(2)(a)(ii), Sections: 32(2)(b), 32(6)(a), 32(7), 33(1)(c)(ii), 53(1)(c)(ii), 53(1)(c)(iii)(bb), 54(1)(c), 62(1)(d), 63(2)(a), 63(2)(c), 64(2)(b), 64(2)(c), 64(2)(e), 64(2)(f), 64(2)(g), 65(2)(a), 65(2)(b), 65(2)(e), 72(1)(a)(ii), 112(1)(j), 116(2)(b), 116(2)(c)(ii), 117, 122(1), 122(2), 126(1)(a), 126(1)(b), 127(2), 127(5)(a)(i), 127(5)(a)(ii), 129(1), 129(3), 133(1)(a), 133(1)(c)(i), 133(1)(c)(ii), 165(1), 165(2)(a), 165(2)(b)(ii), 165(2)(b)(iv), 165(2)(b)(v), 165(2)(b)(vii), 166(2)(b), 166(2)(a)(iv), 166(5), 170, 171(4)(a), 171(4)(b)
2	MFMA: Municipal budget and reporting regulations, 2009	Regulations: 71(1)(a), 71(1)(a)(b), 71(2)(a), 71(2)(b), 71(2)(d), 72(a), 72(b), 72(c)
3	MFMA: Municipal Investment Regulations, 2005	Regulations: 3(1)(a), 3(3), 6, 7, 12(2), 12(3)
4	MFMA: Municipal Regulations on financial Misconduct Procedures and Criminal Proceedings, 2014	Regulations: 5(4), 6(8)(a), 6(8)(b), 10(1)
5	MFMA: Municipal Supply Chain Management Regulations, 2017	Regulations: 5, 12(1)(c), 12(3), 13(b), 13(c), 16(a), 17(1)(a), 17(1)(b), 17(1)(c), 19(a), 21(b), 22(1)(b)(i), 22(2), 27(2)(a), 27(2)(e), 28(1)(a)(i), 29(1)(a), 29(1)(b), 29(5)(a)(ii), 29(5)(b)(i), 32, 36(1), 36(1)(a), 38(1)(c), 38(1)(d)(ii), 38(1)(e), 38(1)(g)(i), 38(1)(g)(ii), 38(1)(g)(iii), 43, 44, 46(2)(e), 46(2)(f)
6	Construction Industry Development Board Act 38 of 2000	Section: 18(1)
7	Construction Industry Development Board Regulations, 2004	Regulations: 17, 25(7A)
8	Division of Revenue Act	Sections: 11(6)(b), 12(5), 16(1); 16(3)
9	Municipal Property Rates Act 6 of 2004	Section: 3(1)

10	Municipal Systems Act 32 of 2000	Sections: 25(1), 26(a), 26(c), 26(h), 26(i), 29(1)(b)(ii), 34(a), 34(b), 38(a), 41(1)(a), 41(1)(b), 41(1)(c)(ii), 42, 43(2), 45(a), 54A(1)(a), 56(1)(a), 57(2)(a), 57(4B), 57(6)(a), 57A, 66(1)(a), 66(1)(b), 67(1)(d), 74(1), 96(b) **Parent municipality with ME:** Sections: 93B(a), 93B(b) **Parent municipality with shared control of ME:** Section: 93C(a)(iv), 93C(a)(v)
11	MSA: Disciplinary Regulations for Senior Managers, 2011	Regulations: 5(2), 5(3), 5(6), 8(4)
12	MSA: Municipal Planning and Performance Management Regulations, 2001	Regulations: 2(1)(e), 2(3)(a), 3(3), 3(4)(b), 7(1), 8, 9(1)(a), 10(a), 12(1), 14(1)(b)(iii), 14(1)(c)(ii), 14(4)(a)(i), 14(4)(a)(iii), 15(1)(a)(i), 15(1)(a)(ii)
13	MSA: Municipal Performance Regulations for Municipal Managers and Managers Directly Accountable to Municipal Managers, 2006	Regulations: 2(3)(a), 4(4)(b), 8(1), 8(2), 8(3), 26(5), 27(4)(a)(i)
14	MSA: Regulations on Appointment and Conditions of Employment of Senior Managers, 2014	Regulations: 17(2), 36(1)(a)
15	MSA: Municipal Staff Regulations	Regulations: 7(1), 19, 31, 35(1)
16	MSA: Municipal Systems Regulations, 2001	Regulation: 43
17	Prevention and Combating of Corrupt Activities Act 12 of 2004	Section: 34(1)
18	Preferential Procurement Policy Framework Act 5 of 2000	Sections: 2(1)(a), 2(1)(f)
19	Preferential Procurement Regulations, 2017	Regulations: 4(1), 4(2), 5(1), 5(3), 5(6), 5(7), 6(1), 6(2), 6(3), 6(6), 6(8), 7(1), 7(2), 7(3), 7(6), 7(8), 8(2), 8(5), 9(1), 10(1), 10(2),11(1), 11(2)
20	Preferential Procurement Regulations, 2022	Regulations: 4(1), 4(2), 4(3), 4(4), 5(1), 5(2), 5(3), 5(4)

CHAPTER 2: GOVERNANCE

1. COMPONENT A: POLITICAL AND ADMINISTRATION GOVERNANCE

1.1 Political Governance

Winnie Madikizela Mandela local municipality is governed by the council which has mandated the Executive Committee to exercise oversight over the administration as well as the Speaker and the Chief Whip overseeing constituency work.

Name of Councillor	Portfolio	Committee
Hon. Cllr T. D. Mafumbatha	Her Worship, the Mayor	Chairperson of Executive Committee
Cllr Z. Mhlwazi	The Speaker	Chairperson of the Council
Cllr M Mbele	Whip of Council	Council Whip
Cllr N. P. Mavundla	Chairperson	Municipal Public Accounts Committee (MPAC)
Cllr N Dlamini	Chairperson	Engineering Services
Cllr L.G. Mcambalala	Chairperson	Corporate Services
Cllr N. Madikizela	Chairperson	Budget and Treasury Office
Cllr L. Makholosa	Chairperson	Planning and Development
Cllr M.C. Mpetshwa	Chairperson	Good Governance, SPU & IGR
Cllr N.M. Njomi	Chairperson	Community Services
Cllr N. E. Cengimbo		Executive Committee Member
Cllr N. Langasiki		Executive Committee Member
Cllr P.B. Majavu		Executive Committee Member

Political Office Bearers

Executive Committee Members (November 2021 – June 2025)



1.2 Administrative Governance

At high level the municipality has six directorates each managed by Senior Manager

Heads of Departments including Municipal Manager	
Municipal Manager: Mr L. Mahlaka	• Head of Administration and as accounting officer, takes responsibility of the overall performance of the organization, including: the transformation of the organization to one that is developmentally focused; • The development of an economical, effective, efficient and accountable administration equipped to carry out the task of implementing the municipality's Integrated Development Plan, operating in accordance with the Municipality's Performance Management System, responsive to the needs of the local community to participate in the affairs of the municipality; • Implementation of the Municipality's Integrated Development Plan and monitoring the progress with regard to implementing the plan; • Administering and implementing the Municipality's by-laws and other legislation; • Advising the political structure and political office bearers of the Municipality; • Rendering support to the office of the Mayor, Speaker and the Office of the Chief Whip.

Heads of Departments including Municipal Manager	
Chief Finance Officer: Mr. Z.A. Zukulu	• Manages budget and treasury department • Implements integrated development plan and strategic goals of the budget and treasury • Provides support and advice to the Council and municipal manager • Implements service delivery budget implementation plan • Prepares and implement municipal budget • Prepares annual financial statements and other legislative financial management reports • Performs duties and functions delegated to CFO by the Finance Management Act • Manage efficient provision of municipal service • Establish, operate and maintain the support structures, processes and systems • Leads and directs staff in the department to ensure that they meet the objectives in line with the municipality's requirements and resources.
Senior Manager Community Services: Mr S. Mtshengu	• Ensures the development of appropriate Strategies, Policies and plans for all relevant areas • Directs the implementation of specific procedures, systems and controls associated with key functional areas embodied in the Community Services Departmental Structure • Provides Strategic leadership and planning for the department, Community development Management • Responsible for public safety, which amongst other things includes traffic management, security management and Law Enforcement. • Responsible Management of Community Facilities e.g. Community Halls, Cemeteries, Sports Fields, Libraries, and other Municipal properties. • Responsible for environmental management in general and the coordination of disaster management. • Coordinates and Monitors development of Sports, Arts and Cultural Programmes and development of social programmes • Alignment, creating awareness, capacity and relationship management in all stakeholder forums
Senior Manager: Corporate Services: Mr Z. Gwala	• Leading and directing the corporate Services Directorate • Ensures the Municipality is provided with an effective support services regarding corporate administration, human resources, information technology and legal services • Manages corporate administration functions which relate to the provision of record managements • Managing the directorates budget planning, implementation and budget review to support priorities and deliveries in the context of IDP • Advising the Municipal Manager timeously and effectively on matters pertaining the Directorate • Provides visionary and innovative leadership to diverse workforce, to ensure optimal utilisation of the Council's resources in terms of implementing its strategic objectives articulated in the IDP and in the fulfilment of its legislative mandate • Manages Human Resource portfolio in accordance with labour legislation and collective agreement
Senior Manager: Planning Development: Ms N. Mafumbatha	• Develops, co-ordinate and manage the operations of the planning and Development department, integrated Development Planning, Local Economic Development and Tourism sub-sections • Develops methodologies and approaches to guide specific urban design investigations and research processes • Manages developmental project management processes associated with scoping, resourcing, implementation, monitoring and communication • Manages the IDP implementation and review process, advise the Municipal Manager on planning and development matters • Prepares reports on the activities of the component, as and when required to do so.
Senior Engineering services: Mrs S. Sako	• Manages complex civil infrastructure project from conceptualization, design, contract management, quality assurance and compliance, and ensure their proper integration to the local municipality's overall plan (IDP) • Performs financial monitoring through commissioning, operations and maintenance to ensure effective and efficient functioning of the department within the budgetary constraints of the municipality • Provides professional advisory services to the municipality • Manages all the department's contracts and tenders according to the approval of SLAs, council requirements, ensuring adherence to the SLAs, terms of reference, letter of appointment and contracted project time lines as per specification • Ensures that projects reflecting to IDP are registered in accordance with CIDB requirements


WINNIE MADIKIZELA-MANDELA
UMANYANO NGAMANDLA
LOCAL MUNICIPALITY
Mr L. Mahlaka
Senior Municipal Manager
Mr S. Mtshengu
Senior Manager Community Services
Mr Z. Zukuli
CFO: Budget & Treasurery
Miss N. Mafumbatha
Senior Manager Development Planning
Mr Z. Gwala
Senior Manager Corporate Services
Mrs S. Sako
Senior Manager Engineering Services
30 YEARS OF FREEDOM

1.3 Audit Committee Report

Winnie Madikizela Mandela Local Municipality

Audit Committee Report for the financial year ended 30 June 2025

I am pleased to present our report for the financial year ended 30 June 2025.

Preamble

The report below is a report of the audit committee chairperson to be included in the annual report as mandated by the audit committee charter.

Audit committee Composition and attendance

The audit committee of Winnie Madikizela Local Municipality consistent of the following people with diverse skills ranging from strong finance and risk management acumen, governance, administrative and performance management skills. In terms of the audit committee charter, the committee should meet at least four (4) times per annum which is in-compliance with good governance practice and MFMA.

During the financial year, there were couple of changes within the membership of the Committee. The term of office of two members expired on the 30th August 2024. These members were **Mr. T Gwanya** who was serving as a Deputy Chairperson of the Committee and **Mr. S Nelani** who was serving as an ordinary member of the Committee. Then the Municipal Council took a resolution to extend the term of office of these members for further three years with effect from 01st November 2024 to 31st October 2027 respectively.

Ms NE Mungwane, the then Audit Committee Chairperson, her term of office ended on the 28th February 2025. She attended her last meeting of the Committee on the 12th February 2025.

On the 30th June 2025, the Municipal Council appointed new audit committee member, **Mr. W Mushohwe CA (SA)** for a period of 3 years. It further appointed Mr. T Gwanya as an Audit Committee Chairperson and Dr M Phesa CA (SA) as deputy chairperson.

These movements are illustrated in the table of attendance below. During the year, 5 Ordinary Committee meetings and 4 special meetings were held.

Meeting date	28 August 2024	30 September 2024	14 October 2024	12 February 2025	13 May 2025	29 May 2025	27 June 2025	21 August 2025	28 August 2025	Total meeting attended
Type	Special	Ordinary	Special	Ordinary	Ordinary	Special	Ordinary	Ordinary	Special	
Ms. N Mungwane CA (SA)	✓	✓	✓	✓						**4/4**
Mr. T Gwanya	✓			✓	✓	✓	✓	✓	✓	**7/7**
Dr M Phesa CA(SA)	✓	✓	✓	✓	✓	✓	✓	✓	✓	**9/9**
Mr. S Nelani	✓			✓	✓	✓	✓	✓	✓	**7/7**
Ms. H Zantsi	✓	✓	✓	x	✓	✓	x	x	x	**5/9**

Mr. W Mushohwe CA (SA)								✓	✓	**2/2**

Functions performed by audit committee

The audit committee reports that it has complied with its responsibilities arising from section 166(1) of the MFMA. The audit committee performed its function in line with the audit committee charter. The audit committee has not taken any executive decision and has solely acted as the advisory of the Municipal Council as guided by the audit committee charter. The members of the audit committee have remained independent throughout the year. The audit committee also reports that it has adopted formal terms of reference as its audit committee charter, has regulated its affairs in compliance with this charter and has discharged all its responsibilities as contained therein.

The effectiveness of internal controls

In line with the MFMA, the internal audit function provides the audit committee and management with assurance that the internal controls are appropriate and effective. This is achieved by means of the risk management process, as well as the identification of corrective actions and suggested. Enhancements to the controls and processes. From the in-year reports of the internal audit function, it was noted that the control environment was mainly effective and the internal controls were mainly operating effectively. There were exceptions where the municipality needed to improve and strengthen the control environment or the effectiveness of the controls majority of which were noted and discussed in the Audit Committee Meetings and recommendations made to the council.

The quality of the in-year management and monthly/quarterly reports submitted in terms of the MFMA, MSA, and the Division of Revenue Act was consistent to the prior year with minor improvements needed. The audit committee has noted the improvements in controls with respect to year-end financial reporting by ensuring the standards of GRAP are complied with. The Annual Financial Statements were submitted to Auditor General by 31 August 2025 after a thorough review by both the Internal Audit Function and the Audit Committee.

Management should diligently implement preventative controls to ensure that compliance with year-end financial reporting GRAP standards is maintained to avoid potential material audit adjustments. Management is encouraged to sustain adequate and proper oversight over the effective implementation of preventative controls with respect to supply chain management to prevent unauthorized, irregular, and wasteful expenditure. It is further recommended that management continue to place acute focus on the preventative controls to ensure that the performance management in-year reporting is credible. Consequence management must continually be implemented to ensure that internal controls remain effective throughout the year.

Internal audit

The audit committee reviewed and approved the internal audit charter and the risk based annual Internal audit plan, evaluated the independence and effectiveness and performance of the internal audit function, and reviewed the work performed by internal audit on a quarterly basis and the implementation of internal audit recommendations.

The audit committee is satisfied that the internal audit function is operating effectively and that it has addressed the risks pertinent to the municipality.

The following management disciplines were reviewed by internal audit during the year:

No.	Description
1.	Performance management
2.	Revenue management
3.	Expenditure management
4.	Governance
5.	Human resources management
6.	Supply chain management
7.	Bank and cash management
8.	Inventory management
9.	Technical Services (Infrastructure)
10.	Budget and Reporting
11.	Investigation of wasteful, fruitless, irregular and unauthorized expenditure
12.	Information Technology

13.	Annual Inventory Stock Count
14.	Asset Management
15.	Year-end reporting: Annual Financial Statements and Annual Performance Report
16.	Local Economic Development

The audit committee will continue to monitor implementation of management corrective action and the enhancement of the control environment in the 2025/2026 financial year.

The internal audit function played a critical role in assisting management in addressing findings related to its compliance reviews over supply chain management, revenue management, performance management and year-end financial reporting. The work of internal audit contributed significantly in the municipality achieving clean audit and unqualified audit outcome of the previous years. The audit committee is confident even this year's audit outcome that, the municipality will get better audit outcome due to the excellent work performed by internal audit. The Audit Committee recommends that management response to internal audit findings be completed in a timely manner.

The internal audit function maintained its independence and objectivity throughout the year under review.

Furthermore, during the year under review, the Internal Audit has undergone Quality Assurance Review as required by International Professional Practices Framework (IPPF). The outcomes of the Quality Assurance Review show that our Internal Audit Unit partially conforms with the requirements of the
IPPF standards with small exceptions where Internal Audit needs to improve. Accordingly, the Quality Assurance Improvement Plan was presented and adopted by Audit Committee. Therefore, the Internal Audit will continue doing their good job thereby improving on the adequacy and effectiveness of internal controls that enable the Municipality to achieve its strategic objectives.

Risk management

The municipality had appointed a Risk Management Committee chaired by Independent External member and further appointed Risk Champions from each directorate who do the risk assessment and separate roles from the preparation of risk assessment and internal audit function. The Risk committee is still at its infancy stage. The Risk Committee has its charter; however, the audit committee is still responsible for Audit and Risk Management function of the Municipality. Therefore, the Audit Committee Invites Risk Management Committee Chairperson to the audit committee meetings to present Risk Management Report.

The Risk Management Committee identified the top 10 risks and revised the Risk registers. The audit Committee reiterates that the Risk Management remains the responsibility of management and that the Municipality must always ensure that the Top 10 Risks are speaking to the main focus areas of the Municipality that require urgent attention. These top 10 risks do not necessarily need to be 10 they can be less than 10. The top Risks of the municipality need to be attended and be the topic in every Risk Management Committee Meeting. The Audit Committee further recommends that the Risk Management strengthen the control on risk management. The Audit Committee will continue to exercise its advisory and oversight function in respect of risk management.

Strategic Risk Register for 2024/2025

Number of Residual Risks that remained;	
High	**0**
Medium	**7**
Low	**5**
Total	**12**

No	Link to objective/goal	Risk category	Risk description	Risk Root cause	Risk Consequence	Potential loss/Impact		Likelihood		Inherent risk rating		Existing controls	Perceived control effectiveness		Residual risk rating		Response Strategies	Risk owner	Actions to improve management of the risk	Action owner	Time scale	POE
						Severity Ranking	Rating	Likelihood category	Factor	Inherent risk magnitude	Rating		Effectiveness category	Factor (%)	Residual risk magnitude	Rating						
SR.1	**FINANCIAL VIABILITY AND MANAGEMENT**	**Financial**	**Inadequate financial sustainability**	1. Poor revenue enhancement & other investment strategies; 2. Poor financial management; 3. Lack of agility to make investment decisions; 4. Revenue stagnation 5. Increase in the number of households who are not able to pay for municipal services. 6. Poor revenue collection 7. Decline in Cash coverage ratio.	1. Interruption/denial of services 2. Inability to pay creditors & municipal employees 3. Administration by provincial Treasury & COGTA 4. Dissatisfied citizens 5. Public trust for municipality 6. Negative audit outcomes.	Critical	4	Moderate	3	Medium	12	1. Revenue Enhancement Strategy is in place 2. Financial Management (finance) policies (such as Control and debt policy, Procurement policy, Credit and debt management Bylaws etc) are in place to ensure sound financial management. 3. Quarterly sitting of revenue enhancement committee to review progress against the investment targets. 4. Indigent register to monitor the list of households that can not afford to pay for municipal services 5. Utilization the services of debt collectors for collecting in households and	Satisfactory	65 %	Low	7,8	Mitigate	CFO	1. Implementation of debt collection on households & businesses, Government premises 2. Implementation and Reporting on the approved Revenue Enhancement Investment Strategy .3. Reduction of expenditure (Catering costs, Conference, S & T and Non-essential traveling on municipal fleet, non statutory events and consider procurement of municipal marques and sound system) **- IGR Forums** **- Debtor's**	CFO & Manager Revenue & Expenditure	Revenue Enhancement - Quarterly Revenue Collection - Monthly	Quarterly & Monthly Report

No	Link to objective/goal	Risk category	Risk description	Risk Root cause	Risk Consequence	Potential loss/Impact		Likelihood		Inherent risk rating		Existing controls	Perceived control effectiveness		Residual risk rating		Response Strategies	Risk owner	Actions to improve management of the risk	Action owner	Time scale	POE
						Severity Ranking	Rating	Likelihood category	Factor	Inherent risk magnitude	Rating		Effectiveness category	Factor (%)	Residual risk magnitude	Rating						
												businesses (Confirmation with Revenue)							**data cleansing -** 4. All HOD's to report on MANCO, ECXO and Council on amount of savings for each cost driver 5. 6. Services of Municipal Legal department have been sort to issue Letters of Demand to Municipal Debtors to help recover revenue. 5. Audit on implementation of Cost containment measures			

No	Link to objective/goal	Risk category	Risk description	Risk Root cause	Risk Consequence	Potential loss/Impact		Likelihood		Inherent risk rating		Existing controls	Perceived control effectiveness		Residual risk rating		Response Strategies	Risk owner	Actions to improve management of the risk	Action owner	Time scale	POE
						Severity Ranking	Rating	Likelihood category	Factor	Inherent risk magnitude	Rating		Effectiveness category	Factor (%)	Residual risk magnitude	Rating						
SR.2	**GOOD GOVERNANCE AND PUBLIC PARTICIPATION**	**Compliance/ Legislative Environment**	**None compliance with applicable laws, regulations, legislations and Reporting frameworks**	1. Lack of consequence management 2. Lack of training and awareness on new or updated regulatory requirements 3. Inadequate induction for officials joining the municipality 4. Poor communication of new policies, regulations and legislations 5. Lack of thorough review of AFS to ensure adherence to reporting frameworks 6. Lack of thorough review of Annual Performance Plan and supporting evidence 7. Non-adherence and implementation of approved SCM policy/ Contravent	1. Possible fines, penalties and litigations 2. Reputational damage 3. Opportunity for Corruption 4. Disruption/delay in service delivery 5. Non compliant AFS with GRAP Reporting Framework. 6. Negative of audit outcomes 7. Material noncompliance that could result to Irregular expenditure	Critical	4	Likely	4	High	16	1. Each department has policies and SOPs which are derived from applicable regulations and/or legislations, these policies and SOPs also addresses the steps to be taken in instances of none compliance. 2. Training and awareness programs considers compliance trainings on new regulatory requirements. 3. Induction of new employees, Council and Audit Committee is done. 4. Regular communication covers any new regulatory requirements to update the officials. 5. RAS reporting on the implementation of the grant funds to facilitate	Satisfactory	65 %	Medium	10, 4	Mitigate	MM	1.Manager Legal to report on changes & new laws, regulations and circulars issued by Cogta and Treasury to compliance forum, interdepartmental and MaNCO	Manager Legal	Quarterly	S52 - Quarterly Report

No	Link to objective/goal	Risk category	Risk description	Risk Root cause	Risk Consequence	Potential loss/Impact		Likelihood		Inherent risk rating		Existing controls	Perceived control effectiveness		Residual risk rating		Response Strategies	Risk owner	Actions to improve management of the risk	Action owner	Time scale	POE
						Severity Ranking	Rating	Likelihood category	Factor	Inherent risk magnitude	Rating		Effectiveness category	Factor (%)	Residual risk magnitude	Rating						
				ion of MFMA 8. No frequent updating of SCM policy. 9. None complince with the conditions of the grants								proper planning.										
SR .3	**GOOD GOVERNANCE AND PUBLIC PARTICIPATION**	**Compliance/ Fraud & Corruption**	**Risk of fraud and corruption**	1. Conflict of interest 2. Manipulation of internal controls 3. Inadequate monitoring and supervision 4. Lack of segregation of duties 5. Unethical behaviour 6. Lack of controls, accountability and unethical conduct 7. Ineffective	1. Financial loss 2. Reputational damage 3. Negative Audit outcome 4. Non compliance with legislation 5. Service delivery protests 6. Depletion of municipal resources 7. Low staff morale	Critical	4	Common	5	Maximum	20	1. Anti fraud and corruption strategy 2.Organisational-wide policies and SOPs (Inclusive of approved fraud & prevention policy) 4.Seggregation of Duties 5.Presidential hotline 6.Internal Audit Reviews 7.Gift Register 8.Code of conduct 9.Anti-fraud and corruption	Satisfactory	65 %	Medium	13	Mitigate	MM	1. Continuous Training and Awareness on Fraud and Ethics 2. Finalisation Long outstanding cases	Office of the Municipal Manager Manager - Legal Manger - Internal Audit	Quarterly	Attandence register of the Trainings Quarterly Report, and Internal Audit reports

No	Link to objective/goal	Risk category	Risk description	Risk Root cause	Risk Consequence	Potential loss/Impact		Likelihood		Inherent risk rating		Existing controls	Perceived control effectiveness		Residual risk rating		Response Strategies	Risk owner	Actions to improve management of the risk	Action owner	Time scale	POE
						Severity Ranking	Rating	Likelihood category	Factor	Inherent risk magnitude	Rating		Effectiveness category	Factor (%)	Residual risk magnitude	Rating						
				implementation of existing controls 8. Absence of transparency on corrective action taken against perpetrators 9. Susceptibility of information to human manipulation 10. Misuse of municipal resources for personal gain	8. Forensic investigations 9. Irregular, fruiteless and wasteful expenditure							hotline (provincial) 10.Fraud Risk Assessments 11.Conflict of interest declaration forms 12. Fraud awareness to all employees 13. Fraud incident register that record all fraud incidents 14. Ethics Committee is in place with Approved Terms of Reference. 15. MPAC is established and in place.										
SR .4	**MUNICIPAL TRANSFORMATION AND INSTITUTIONAL DEVELOPMENT**	**Human Resources**	**Inadequate institutional performance and performance management**	1. No institution-wide performance monitoring tool; 2. Poor talent management, succession planning, and career development; 3. Poor or no personnel/ employee contracting process 4. Uncompetitive	1. Slow service delivery 2. Loss of skills 3. Loss of institutional memory 4. Failure to meet Employment Equity targets 5. Poor leave management that may result to inaccurate leave pays 6. Poor	Critical	4	Likely	4	High	16	1. Performance management systems is in place to ensure council-wide standard performance monitoring. 2. Career development plan is place, approved and reviewed on a regular basis to ensure sound	Good	40 %	Low	6,4	Mitigate	SM-Corporate Services	1. Continuously performing random employee satisfaction surveys and employee exit interviews on termination of services.	SM-Corporate Services	Employee exit interviews - As an whem employee leave the municipality	Survey Report Exist interview Sheet/ Survey

No	Link to objective/goal	Risk category	Risk description	Risk Root cause	Risk Consequence	Potential loss/Impact		Likelihood		Inherent risk rating		Existing controls	Perceived control effectiveness		Residual risk rating		Response Strategies	Risk owner	Actions to improve management of the risk	Action owner	Time scale	POE
						Severity Ranking	Rating	Likelihood category	Factor	Inherent risk magnitude	Rating		Effectiveness category	Factor (%)	Residual risk magnitude	Rating						
				remuneration 5. Inadequate leave administration 6. Inadequate staff retention strategy	audit outcome							talent management. 3. All employees' performance agreements /contracts within the organisation are aligned to the achievement of strategic objectives. 4. Academia Incentive scheme 5 .Attendance Registers and leave management 6. Quarterly Leave reconciliations 7. Leave management system										

No	Link to objective/goal	Risk category	Risk description	Risk Root cause	Risk Consequence	Potential loss/Impact		Likelihood		Inherent risk rating		Existing controls	Perceived control effectiveness		Residual risk rating		Response Strategies	Risk owner	Actions to improve management of the risk	Action owner	Time scale	POE
						Severity Ranking	Rating	Likelihood category	Factor	Inherent risk magnitude	Rating		Effectiveness category	Factor (%)	Residual risk magnitude	Rating						
SR.5	**BASIC SERVICE DELIVERY & INFRASTRUCURE DEVELOPMENT**	**Service Delivery**	**Poor service delivery to municipality customers**	1. Power cuts 2. Water shedding 3. Inadequate stakeholder participation 4. Ineffective complaints management 5. Service delivery backlogs 6. Poor service standards 7.Timeous feedback to communities 8. Lack of service delivery monitoring 9. Lack of timeous response to customer complaints on social media and prolonged timeout on electronic billboard 10. Network downtime / failure due to poor connectivity 11. Late responses from user departments to respond on	1. Community unrest 2. Loss of confidence in government by communities 3. Non payment for municipal services 4. Service delivery protest 5. Loss of revenue generated from billboard advertisers 6.Loss of trust from clients 7. Reputational misconception 8. Unattended complaints and enquiries 9. Rise in Service delivery protests	Catastrophic	5	Likely	4	Maximum	20	1. Key service delivery infrastructure have back generators to ensure continuous service delivery. 2. There are ward committees in all wards to ensure stakeholder participation 3. Institutional complaints management strategy, plan (Framework) and complaints and petition policy are in place and effectively implemented 4. Effective Manco Monthly performance monitoring meetings to ensure effective implementation of the IDP 5. Quarterly internal audit reviews of performance information 5. SDBIP is in place to ensure	Good	40 %	Low	8	Mitigate	SM:Engeering Services	1.Annual customer satisfaction surveys - ongoing assessment	SM:Engeering Services	Annually	Annual customer satisfaction surveys

No	Link to objective/goal	Risk category	Risk description	Risk Root cause	Risk Consequence	Potential loss/Impact		Likelihood		Inherent risk rating		Existing controls	Perceived control effectiveness		Residual risk rating		Response Strategies	Risk owner	Actions to improve management of the risk	Action owner	Time scale	POE
						Severity Ranking	Rating	Likelihood category	Factor	Inherent risk magnitude	Rating		Effectiveness category	Factor (%)	Residual risk magnitude	Rating						
				information requested 12. Lack of turnaround time for submission of information								clear and understandable plans to implement the IDP. SDBIP is communicated to all key stakeholders including oversight bodies to ensure service delivery. 6. Consolidation of complaints management register from all complaints platforms										
SR .6	**BASIC SERVICE DELIVERY & INFRASTRUCURE DEVELOPMENT**	**Service Delivery**	**Inadequate project management processes**	1. Inadequate monitoring of performance of service providers 2. Lack of construction expertise from service providers 3. Appointment of service providers with unreasonable low bid price from the estimated project	1. Delays in service delivery 2. Poor economic development 3. Slow expenditure on capital projects 4. Poor Quality of works 5. Non compliance with conditional grants 6. Service delivery protests 7. Incomplete projects	Critical	4	Likely	4	High	16	1.Project management procedure manual 2.SDBIP with clear action plans is in place 3.Procument plans in place 4.Implement budget prioritization for projects 5.Monthly progress reports on all municipality projects 6.Project management register	Weak	80 %	Medium	12, 8	Mitigate	Municipal Manager CFO SM: Infra & Engineering	1. All Procurement processes must be completed by the 30 June annually, in line with RAS (CoGTA Risk Adjusted Strategy) 2. Alignment of Infrastructure Project Management Plans with RAS 3. Adoption of RAS as	Municipal Manager CFO SM: Infra & Engineering	Quarterly Reporting on RAS	Quarterly Reporting on RAS

No	Link to objective/goal	Risk category	Risk description	Risk Root cause	Risk Consequence	Potential loss/Impact		Likelihood		Inherent risk rating		Existing controls	Perceived control effectiveness		Residual risk rating		Response Strategies	Risk owner	Actions to improve management of the risk	Action owner	Time scale	POE
						Severity Ranking	Rating	Likelihood category	Factor	Inherent risk magnitude	Rating		Effectiveness category	Factor (%)	Residual risk magnitude	Rating						
				costs 4. Delays in appointment of service providers 5. Projects may be withdrawn due to budget constraints 6. Infrastructure vandalism	8. Financial losses							is in place to have sight of all projects							an internal Municipal Framework/Policy. 4. Monthly reporting on project status and expenditure for all projects including RAS implementation			
SR.7	**BASIC SERVICE DELIVERY & INFRASTRUCURE DEVELOPMENT**	**Service Delivery/ Health & Safety**	**Inability to provide adequate solid waste removal services.**	1. Illegal dumping 2. Non compliance with municipal by laws 3. Non compliance with waste collection schedule by both residents and municipality 4. Continuous breakdown of waste collection plant 5. Noncompliance to environmental laws contribute negatively to the Municipal performance report 6. Environme	1. Health hazards 2. Negative impact on basic service delivery 3. Poor collection of municipal rates and taxes 4. Poor eco tourism 5. Damage to the municipal reputation 6. Negative impact to human lives	Critical	4	Likely	4	High	16	1.Integrated Waste Management Plan 3. Municipal by- laws 4. SLA with service provider on an Adhoc basis for hiring of Waste management plant & equipment 6.Intervention of sector departments (COGTA & DeDEAT) 7. Neighbourhood Park (to discourage illegal dumping)	Satisfactory	65 %	Medium	10, 4	Mitigate	SM: CS	1. Capacitate the general waste pickers to enhance recycling initiatives. 2. Quarterly Community Awareness campaigns 3. Implementation of the Waste Management by-law 4. To obtain landfill sites licence from DeDEAT.	SM: CS Manager: Environmental Services	Quarterly Landfill sites licence - 30 June 2025	Quarterly Landfill sites licence

No	Link to objective/goal	Risk category	Risk description	Risk Root cause	Risk Consequence	Potential loss/Impact		Likelihood		Inherent risk rating		Existing controls	Perceived control effectiveness		Residual risk rating		Response Strategies	Risk owner	Actions to improve management of the risk	Action owner	Time scale	POE
						Severity Ranking	Rating	Likelihood category	Factor	Inherent risk magnitude	Rating		Effectiveness category	Factor (%)	Residual risk magnitude	Rating						
				ntal degradation 7. Dissatisfied stakeholders 8. Non-alignment of the Integrated Waste Management Plan with IDP. 9. Non-rehabilitation of dump site.																		
SR .8	**BASIC SERVICE DELIVERY & INFRASTRUCURE DEVELOPMENT**	**Service Delivery/ Natural Environment**	**Insufficient food security**	1. Municipality may incur massive costs of infrastructure maintenance.- due to damage to property& infrastructure 2. Agriculture (food shortages) - Poverty and displacement 3. Floods and draughts 4. Biodiversity displacement and loss 5. Soil erosion	2. Disease outbreak 3. wild faeld fire 4. Overgrazing	Critical	4	Likely	4	High	16	1. Disaster Management Plan is in place and is being implemented 2. Implementation of Municipal Climate Change Risk Assessment Strategy 3. Rain water harvesting 4. Land Rehabilitation 5. Implementation of Greening Strategy 6. Community and Environmental Awareness	Good	40 %	Low	6,4	Mitigate	SM: DP SM:Comm Services	1. Development of Climate Change Adaptation Strategy 2. Implementation of Disaster Management Plan 3. Implementation of Climate Change Policy	SM: DP SM:Comm Services	Quarterly	Quarterly Reports.

No	Link to objective/goal	Risk category	Risk description	Risk Root cause	Risk Consequence	Potential loss/Impact		Likelihood		Inherent risk rating		Existing controls	Perceived control effectiveness		Residual risk rating		Response Strategies	Risk owner	Actions to improve management of the risk	Action owner	Time scale	POE
						Severity Ranking	Rating	Likelihood category	Factor	Inherent risk magnitude	Rating		Effectiveness category	Factor (%)	Residual risk magnitude	Rating						
				6. Reduction of Crop production 7. Deforestation 8. Disaster occurrences (i.e. COVID, natural disasters, Climate change, Disease outbreak, Velt fire, Overgrazing)								on an ongoing basis 7. Implementation School Plantation projects										
SR .9	**GOOD GOVERNANCE AND PUBLIC PARTICIPATION**	**Service Delivery/ Political Environment**	**Inability to deliver/ meet the strategic objectives as contained in the IDP**	1. Lack of ownership of ward priorities by ward councillors during IDP 2. Ineffective implementation and monitoring of the IDP budget 3. Limited financial resources 4. Low spending on grants 5. Poor articulation of municipal strategic objectives 6. Non alignment of municipal key performance indicators to municipal vision and	1. Poor municipal performance 2. Ineffective service delivery 3. Community unrest 4. Inability to attract investment to the Municipality 5. Non achievement of municipal vision, mission and strategic objectives 6. Negative Audit outcomes 7. Poor service delivery. 8 Unspent	Critical	4	Likely	4	High	16	1. Ward Base Refresher Training provided to Councillors to assist Councillors to perform their functions better. 2. Effective Manco Monthly performance monitoring meetings to ensure effective implementation of the IDP 3. Quarterly internal audit reviews of performance information 4. SDBIP is in place to ensure clear and understandable plans	Satisfactory	65 %	Medium	10, 4	Mitigate	Municipal Manager CFO SM: Infra & Engineering	1. Implementation, Monitoring and Reporting on Municipal Performance targets in relation to COGTA Risk Adjusted Strategy Requirements (Quarterly) 2. Alignment of Infrastructure Project Management Plans with RAS	Municipal Manager CFO SM: Infra & Engineering	Quarterly - RAS Implementation	Quarterly Reports.

No	Link to objective/goal	Risk category	Risk description	Risk Root cause	Risk Consequence	Potential loss/Impact		Likelihood		Inherent risk rating		Existing controls	Perceived control effectiveness		Residual risk rating		Response Strategies	Risk owner	Actions to improve management of the risk	Action owner	Time scale	POE
						Severity Ranking	Rating	Likelihood category	Factor	Inherent risk magnitude	Rating		Effectiveness category	Factor (%)	Residual risk magnitude	Rating						
				strategic objective 7. Inadequate monitoring and evaluation 8. Inadequate implementation of circular 88 performance indicators 9. Lack of ownership by management 10. Lack of understanding of oversight role by councillors 11. Failure by management to capture feedback on priorities from communities 12. Political instability 13. Political interference	funds reverted to Treasury 9. Municipality budget cuts							to implement the IDP. SDBIP is communicated to all key stakeholders including oversight bodies. 5. Individual performance agreements for Senior municipal employee are concluded at the beginning of each financial year to ensure performance alignment 6.Implementation and Reporting on Circular 88 is done Quarterly basis. 7. Quarterly performance Reports are submitted to the Performance Ausit Committee and Exco on quarterly basis.										

No	Link to objective/goal	Risk category	Risk description	Risk Root cause	Risk Consequence	Potential loss/Impact		Likelihood		Inherent risk rating		Existing controls	Perceived control effectiveness		Residual risk rating		Response Strategies	Risk owner	Actions to improve management of the risk	Action owner	Time scale	POE
						Severity Ranking	Rating	Likelihood category	Factor	Inherent risk magnitude	Rating		Effectiveness category	Factor (%)	Residual risk magnitude	Rating						
SR .10	**GOOD GOVERNANCE AND PUBLIC PARTICIPATION**	**Compliance/ Cultural & Reputational Risk**	**Poor Corporate Governance Culture**	1. None compliance with relevant laws and regulations 2. Lack of oversight and monitoring on governance improvement plans 3. Non alignment of municipal key performance indicators to municipal vision and strategic objective 4. Limited understanding and communication amongst key governance functions 5. absence of common understanding approach to governance resulting in non-timeous decision making. 6. Absence of internal planning integration	1. Governance failure - going concern 2. Non achievement of municipal vision, mission and strategic objectives 3. ineffective, inefficient and uneconomical decision making processes(s); 4. Poor service delivery(s) 5. increase in unethical behaviour, fraud and corruption(s) 6. Negative audit results/outcomes.	Serious	3	Moderate	3	Low	9	1. MFMA Compliance check list is in place and is reviewed to ensure compliance on a regular basis (Monthly). 2. Audit plan with clear action plans, timelines and responsible official is currently in place and is reviewed every quarter to enforce implementation. 3. Clear and implementable IDP is place and approved for implementation 4. Institutional structure that complies with king IV code of good corporate governance is place. 5. Standard Operating Procedures are in place with functional oversight committees 6. The is	Satisfactory	65 %	Low	5,85	Mitigate	Municipal Manager	1. Continuous governance for municipality officials and oversight structures 2. Continuous monitoring of update of municipal year planner through weekly updates of municipal events communicated by office of Municipal Manager. 3. Quarterly Reporting to the Audit Committee. 43. Quarterly Reporting to the Risk Committee.	Municipal Manager	Quarterly	Quarterly Internal Audit Reports. Municipal events-Agendas, Attendance Registers

No	Link to objective/goal	Risk category	Risk description	Risk Root cause	Risk Consequence	Potential loss/Impact		Likelihood		Inherent risk rating		Existing controls	Perceived control effectiveness		Residual risk rating		Response Strategies	Risk owner	Actions to improve management of the risk	Action owner	Time scale	POE
						Severity Ranking	Rating	Likelihood category	Factor	Inherent risk magnitude	Rating		Effectiveness category	Factor (%)	Residual risk magnitude	Rating						
												municipal year planner for all events										

No	Link to objective/goal	Risk category	Risk description	Risk Root cause	Risk Consequence	Potential loss/Impact		Likelihood		Inherent risk rating		Existing controls	Perceived control effectiveness		Residual risk rating		Response Strategies	Risk owner	Actions to improve management of the risk	Action owner	Time scale	POE
						Severity Ranking	Rating	Likelihood category	Factor	Inherent risk magnitude	Rating		Effectiveness category	Factor (%)	Residual risk magnitude	Rating						
SR .11	**GOOD GOVERNANCE AND PUBLIC PARTICIPATION**	**Compliance/ Cultural & Reputational Risk**	**Municipal reputational damage**	1. Negative Audit outcome; 2. Poor organisational performance/ lack of service delivery 3. Incomplete projects 4. Corruption allegations 5. Fake Municipal job adverts and tenders 6. Poor response to Service delivery queries 7. Poor customer service/relations 8. Poor reliability on municipal services	1. Low public and potential investors' confidence 2. Negative Media narrative	Critical	4	Likely	4	High	16	1. 1. MFMA Compliance check list is in place and is reviewed to ensure compliance on a regular basis (Monthly). 1.2 Internal Audit team reviews control design and effectiveness throughout the year. 1.3 A financial competent team with sound financial knowledge is in place to enforce sound financial management and disciplines. 1.4. Audit plan with clear action plans, timelines and responsible official is currently in place and is reviewed every quarter to enforce implementation. 2. Senior Municipal employees' performance agreements	Satisfactory	65 %	Medium	10, 4	Mitigate	Manager Communication	1. Marketing and branding team continuously update the website to reflect the current affairs including the issues of service delivery 2. Continuous implementation of Communication Action plan 3. On-going PR programmes are conducted on a quarterly basis to boost public confidence	Manager Communication	Obtain the date from the Risk Owner and the Action Owner.	Updates on Municpal Website & Social Media Platforms Quaterly Reports on PR Programmes.

No	Link to objective/goal	Risk category	Risk description	Risk Root cause	Risk Consequence	Potential loss/Impact		Likelihood		Inherent risk rating		Existing controls	Perceived control effectiveness		Residual risk rating		Response Strategies	Risk owner	Actions to improve management of the risk	Action owner	Time scale	POE
						Severity Ranking	Rating	Likelihood category	Factor	Inherent risk magnitude	Rating		Effectiveness category	Factor (%)	Residual risk magnitude	Rating						
												/contracts within the institution are aligned to the achievement of strategic objectives as outlined on the IDP and SDBIP 3. Communications and Media Policy in place being implemented 4. Communication Strategy in place being implemented 5. Communication Action plan is in place and is being reviewed annually 6. Publication of Scam alerts 7. Public Notices to make awareness and notify of public service interruptions 8. Response to Social Media are in place 9. Issue timeous										

No	Link to objective/goal	Risk category	Risk description	Risk Root cause	Risk Consequence	Potential loss/Impact		Likelihood		Inherent risk rating		Existing controls	Perceived control effectiveness		Residual risk rating		Response Strategies	Risk owner	Actions to improve management of the risk	Action owner	Time scale	POE
						Severity Ranking	Rating	Likelihood category	Factor	Inherent risk magnitude	Rating		Effectiveness category	Factor (%)	Residual risk magnitude	Rating						
												Media Statements										

No	Link to objective/goal	Risk category	Risk description	Risk Root cause	Risk Consequence	Potential loss/Impact		Likelihood		Inherent risk rating		Existing controls	Perceived control effectiveness		Residual risk rating		Response Strategies	Risk owner	Actions to improve management of the risk	Action owner	Time scale	POE
						Severity Ranking	Rating	Likelihood category	Factor	Inherent risk magnitude	Rating		Effectiveness category	Factor (%)	Residual risk magnitude	Rating						
SR .12	**MUNICIPAL TRANSFORMATION AND INSTITUTIONAL DEVELOPMENT**	**Information Technology**	**ICT business disruptions**	1. Power cuts as a results of power outages or shedding 2. Aging ICT infrastructure 3. Inadequate/lack of disaster recovery plan and business continuity plans 4. Loss of critical ICT skills 5. Cyber Security Threats, resulting to loss of key data communities affected by disaster, technological wars(USA & Russia) 6. System non availability in terms of Microsoft cloud environment 7. Software bugs and glitches	1. Service delivery may be impacted 2. Inability to function after disaster 3. Loss of critical information 4. Reduced staff capacity to provide services 5. Increased demand on IT services due to remote working 6. Loss of revenue 7. Data loss 8. Data integrity is compromised 9. Hardware loss 10. Ineffective ICT 11. Financial loss 12. Poor service delivery	Critical	4	Likely	4	High	16	1. IT disaster recovery plan and business continuity strategy 2, Business impact assessments in place 3. Deveopment of the ICT policies 4. Fire sensors / detectors 5. Institutional Business Continuity strategy 6. Air Conditioner 7. Fire Suppression 8. Limited Access control and secured key pads 9. Implementation of the Disaster Management Plan 12. ITC Steering Committee 13. MANCO monthly meetings, Standing Committee, EXCO Council and ITC Steering Committee. 14.Continously test Disaster	Satisfactory	65 %	Medium	10, 4	Mitigate	SM: Corporate Services	1. Quarterly testing of the business continuity plan 2. Perform weekly cyber security scans 3. Training of ICT personnel on Cyber Security 4. Continuous monitoring of hybrid environment (local servers and cloud) 5. Cyber vulnerability assessments by Internal Audit 6. Approval of the ICT policies by the Council	SM: Corporate Services IT Manager	Quarterly Weekly Quarterly Annually	Quarterly Reports on Business Continuity plan Weekly cyber security scan report Internal Audir Report Approved ICT Policy

No	Link to objective/goal	Risk category	Risk description	Risk Root cause	Risk Consequence	Potential loss/Impact		Likelihood		Inherent risk rating		Existing controls	Perceived control effectiveness		Residual risk rating		Response Strategies	Risk owner	Actions to improve management of the risk	Action owner	Time scale	POE
						Severity Ranking	Rating	Likelihood category	Factor	Inherent risk magnitude	Rating		Effectiveness category	Factor (%)	Residual risk magnitude	Rating						
												recovery plan 15. Migration to Cloud 16. Back-up Power Supply and Generators are in place 17. Run hybrid environment (local servers and cloud) 18. Daily back ups 19. Cyber monitoring system in place										

Performance management

The audit committee reviewed the in-year performance reports and performance results reported by management. The reports were found to be consistently good quality. The Internal Audit will continuously do extensive work in auditing the performance management in the foreseeable future. This work will always be included in the year's IA plan as part of the cyclic audit.

External audit: Auditor General of South Africa - (AGSA)

The office of the auditor general South Africa (AGSA) has been invited to all the audit committee meetings as observer except to the special meetings where the committee reviews Annual Financial Statement. The relationships with Auditor General in terms of communication and attendance of meetings has improved from prior years.

The audit committee has been involved in the discussion of the audit strategy, attended audit steering committees by AGSA, and the final reporting thereof of the management letter and the final audit report. The audit committee has reviewed such reports and contributed its inputs. The audit committee is satisfied with the independence of the Auditor General (South Africa) and the Audit Committee has noted the Audit Opinion/ Outcome of the municipality as indicated by AGSA and the management report thereof.

Areas of concern and recommendations

Fleet Management:

Fleet management function is recommended to be moved from Corporate Services to Asset Management as the function solely belongs to Asset Management- The route cause for the continuous ineffectiveness of controls or weak control environment in fleet management is caused by this positioning of fleet management section.

Consultants Management:

On various reports, it has been noted that there is a weakness in monitoring of consultants used in the infrastructure development function. The committee recommends strengthening the monitoring of such functions. Some instances the reports have suggested that the appointed service providers often do a desktop exercise in drafting documents which would not measure the actual scope of work to be done.

Some instances have been noted where the document specified another municipality instead of WMMLM which is the evidence desktop exercise or copy and paste. A number of instances have been noted where the BOQ does not speak to the actual work that needs to be done and no satisfactory justification would be obtained from management of such significant difference. The committee strongly recommends adequate monitoring of such consultants' work prior to allocating the work.

Accurate Budgeting and monitoring of the stages of completion before payment:

A number of projects have been not completed within the original budget and that has caused the disagreements between the Municipality and the Service providers which could cause delays and not finishing work that was contracted to be done and leads to projects not being complete or being completed by another service provider. AG has noted the discrepancy and continuous adjustments of the budget for project.

The audit committee recommends a diligence and accuracy to be applied on budgeting for the projects and continuous monitoring of the stages of completion prior to effecting payments to the suppliers.

Project Management:

The committee also recommends the diligence in project management. A number of instances has been noted where the projects would be delayed due to inadequacy of management of the projects. The IA function has noted a number of instances where the project managers wouldn't be able to show the work that has been done during the verification and showing lack of knowledge on their areas of responsibility.

The Project managers need to diligently account for the projects that they are allocated to. The committee therefore recommend the accountability to the monitoring and evaluation session by project managers

Bid Committees and procurement:

The time it takes for the Bid committees to evaluate, and award has a significant contribution to expediting the service delivery. The time it has taken the municipality for these committees to conclude the processes has reached an expiry of the validity period on a number of instances.

The committee recommends the council consider shortening the time it takes for the bid committees. Further recommendations are made on thorough diligence in review of documents by all the BID committees to avoid fruitless and wasteful expenditure.

Internal Audit Unit:

Audit Committee reports that they are concerned with the under capacity of Internal Audit Unit both budgetary and warm bodies and adversely affect its function to effectively discharge its responsibilities. This adversely affects the coverage of wide risks spectrum.

The Audit Committee recommends that the organogram in respect of Internal Audit structure be revisited by considering two additional warm bodies at a junior level as well as adequate budget in order to discharge effectively its responsibilities.

Conclusion

The unqualified audit outcome has been an indication of regression of the municipality from the previous 3 years where the municipality had sustained the clean audit. This regression due to the appointment of the panel that has

been regarded as irregular expenditure is a learning curve to the municipality as it is a new challenge to the municipality.

The audit Committee has a faith in Management led by the Municipal Manager that this hurdle will be handled well in the current financial year and have much confidence that the municipality will therefore return to its status of clean audit in the current financial year. The audit Committee appreciates the commitment of the Municipal Manager, the Chief financial officer, the internal audit function, management and staff on their diligent efforts, strong work ethic and the exercise of due care.

The audit committee is optimistic that council and management will overcome this regression and get back to the position of clean audit in the future. The council and management must embrace this challenge and commit itself to clean audit outcomes into the foreseeable future.

The audit committee expresses its gratitude to the council, her worship the Mayor, the Chairperson of MPAC, the Municipal Manager, the Chief financial officer, senior management and the administrative staff and the AGSA for their outstanding commitment, purposeful efforts, and cooperation with the audit committee throughout the year. The audit committee relies extensively on the work of internal audit. The work undertaken by internal audit has paid off. The audit committee expresses its gratitude to the Manager: Internal Audit and the whole team for assisting the audit committee to carry its duties throughout the year.



Mr. TT. Gwanya
Chairperson of the Audit Committee
Date: 30 September 2025

1.4 Resolution Register

RESOLUTION REGISTER 2024/2025									
Finding Ref	**Minutes Ref**	**Report/Description**	**Resolution**	**Responsible official**	**Turnaround time**	**Management comment/progress**	**Internal Audit Comment**	**POE submitted**	**Current Resolution Status**
Minutes of the 12 February 2025									
None	**8**	Audit Outcomes	The MM to present the council's resolution on the irregular expenditure in the next meeting.	Municipal Manager	13-May-25	Matter is still being considered by the Council committee	Management comment is acknowledged and progress is noted. Internal audit will monitor the implementation of management action	None	In progress
None	**8**	Audit Action Plan	The Audit Action Plan should be a standing item on the Agenda of AC meetings	Chief Financial Officer	13-May-25	Audit action plan will be requested from CFO office for inclusion in all meetings of the AC	Audit Action plan was included as standing item on the Agenda and submitted to AC members	Audit Action Plan	Resolved
None	**9**	Internal Audit reports	The Internal Audit reports should be sent to AC meeting before 7 days before the meeting	Manager: Internal Audit	13-May-25	Internal audit shall adhere on the timeframes to send our reports within 7 days before the meeting by improving existing internal reporting processes	Internal audit shall adhere on the timeframes to send our reports within 7 days before the meeting by improving existing internal reporting processes	None	Resolved
Minutes of the 13 May 2025									
None	**7**	Resolution register	Resolution register should be updated and be discussed at the next meeting.	Manager: Internal Audit	30-Jun-25	Resolution Register will be populated with the Management comments of the respective Senior Managers showing progress of implementation and submitted to the next audit committee	None	Updated Resolution Register	Resolved
None	**6**	Confirmation of the Agenda	Risk Management Report and Infrastructure Report should be standing items on the Agenda to all AC meetings	Manager: Internal Audit	30-Jun-25	Internal Audit will make sure that Risk Management Committee report is sourced from Chairperson of RMC for	Risk management report and Engineering Report were included as standing items on the	RMC Report and Engineeri	Resolved

RESOLUTION REGISTER 2024/2025									
Finding Ref	**Minutes Ref**	**Report/Description**	**Resolution**	**Responsible official**	**Turnaround time**	**Management comment/progress**	**Internal Audit Comment**	**POE submitted**	**Current Resolution Status**
						inclusion to the Audit Committee pack	Agenda and submitted to AC members	ng Report	
None	**6**	Confirmation of the Agenda	Risk Management Committee Chairperson should attend all AC meetings	Manager: Internal Audit	30-Jun-25	Chairperson of RMC has been invited to be part of quarterly AC meeting and only the tendered apology will be submitted to the AC meeting.	None	Invitation	Resolved
None	**11**	Risk Management Q2; Dumping Site Q2	Management should urgently address the areas of concern noted in those reports that have findings	Municipal Manager; Senior Manager: Community Services	30-Jun-25	Risk Management Report: The post was previously advertised as monitoring and evaluation. The purpose of the post was to handle risk management. Unfortunately, at the time no suitable candidate of applicant was secured. Currently, the position is undergoing job evaluation processes to assist the department in ensuring the correct job description for the position. Dumping Site Report: The public participation for application for closure of EXT3 disposal site was done on 03rd February 2025	On the risk management report issues, Internal Audit has noted the management progress to the date. A follow up on job evaluation processes will be done We have reviewed attendance register dated 03 February 2025 and public participation report dated 27 March 2025. Therefore, concerns raised by IA has been attended by management	Attendance register, Report, Advert	In progress

RESOLUTION REGISTER 2024/2025									
Finding Ref	**Minutes Ref**	**Report/Description**	**Resolution**	**Responsible official**	**Turnaround time**	**Management comment/progress**	**Internal Audit Comment**	**POE submitted**	**Current Resolution Status**
Finding 1	**11**	Recruitment & Selection Q2	Management should provide an adequate and detailed action plan to address the issue raised	Senior Manager: Corporate Services	30-Jun-25	Let me correct and put this one into a correct perspective. We did not agree with finding that this position requires professional registration. We maintain that professional registration is the requirement for Manager: Planning and not the Officer. We accept and admit an error of a wrong advert. We also accept that the error in question discouraged potential applicants who knew that they did not possess the professional registration. In future we shall utilize the Staff Regulations as a guide.	Management comment is noted and the management action will be tracked and progress thereof will be reported to the next audit committee meeting.	None	In progress
Finding 2	**11**	Recruitment & Selection Q2	Management should provide an adequate and detailed action plan to address the issue raised	Senior Manager: Corporate Services	30-Jun-25	The action will be to improve controls to ensure that no candidates are omitted in the process.	Management comment is noted and the management action will be tracked and progress thereof will be reported to the next audit committee meeting.	None	In progress
None	**12**	Performance Management Report	The MM should submit proper documentation regarding his proposal on the installation of the statue, to enable the committee to consider and advise accordingly	Municipal Manager	30-Jun-25	Waiting for advisory report from AC members through Chairperson	Manager: Internal Audit submitted bidding documentations to AC members as per a request	None	In progress
Minutes of the 29 May 2025									

RESOLUTION REGISTER 2024/2025									
Finding Ref	**Minutes Ref**	**Report/Description**	**Resolution**	**Responsible official**	**Turnaround time**	**Management comment/progress**	**Internal Audit Comment**	**POE submitted**	**Current Resolution Status**
None	**7**	Internal Audit Infrastructure report	The IA Infrastructure report is sent back for further engagement between Internal Audit and Engineering Services	Manager: Internal Audit	30-Jun-25	A meeting was held with internal audit, co-sourcing and PMU to discuss the documents that were said not to have been received on 11 June. RFI issues were cleared, with only the Civic Centre still having an outstanding item. The only matter outstanding is a follow up meeting between co-sourcing and the Principal Agent to discuss final quantities in the BOQ.	IA confirms the meeting held on 11 June 2025 between PMU and Internal Audit and resolved all outstanding issues	Revised Infrastructure Report	In progress
None	**8**	Engineering Services Infrastructure report	The Infrastructure report should also include detailed information on high-risk projects and how those risks are being managed	Senior Manager: Engineering Services	30-Jun-25	Emerging risks have been included in the revised risk register for 25/26 and will be consistently monitored and reported on by Management. New risks include anticipated challenges in the spending of the MDRG and Sports ringfenced grants as well as asset unbundling issues	Review of Risk Management project will be done during the reporting of quarter 4 activities	Risk Management report	Resolved
None	**7**	Internal Audit Infrastructure report	The Senior Manager – Engineering Services should look at each of the RFIs and submit a specific document as requested in the RFI instead of submitting a file folder which may contain various	Senior Manager: Engineering Services	30-Jun-25	A meeting was held with internal audit, co-sourcing and PMU to discuss the documents that were said not to have been received on 11 June. RFI issues were cleared, with only the Civic Centre still having an	IA confirms the meeting held on 11 June 2025 between PMU and Internal Audit and resolved all outstanding issues	Revised Infrastructure Report	In progress

RESOLUTION REGISTER 2024/2025									
Finding Ref	**Minutes Ref**	**Report/Description**	**Resolution**	**Responsible official**	**Turnaround time**	**Management comment/progress**	**Internal Audit Comment**	**POE submitted**	**Current Resolution Status**
			documents other than requested in the FRI.			outstanding item. The only matter outstanding is a follow up meeting between co-sourcing and the Principal Agent to discuss final quantities in the BOQ.			
Minutes of the 27 June 2025									
None	**8**	Municipal Audit Action Plan	The CFO should share the SCM policy with the Auditor General, Treasury and the Audit committee	Chief Financial Officer	31-Jul-25	Before the policy was shared, it came to the attention of management that provincial Treasury was working on Guidelines to be issued to municipalities and the Auditor General Confirmed they would look at the policy as part of their auditing commencing in August 2025. The guidelines have been received and shared with members of management for interaction. The Municipal Manager has	The management comment is noted and the establishment of committee to analyse the guidelines is noted. A follow up by internal audit will be done once policy has been developed.	Policy on panels and guidelines	In progress

RESOLUTION REGISTER 2024/2025									
Finding Ref	**Minutes Ref**	**Report/Description**	**Resolution**	**Responsible official**	**Turnaround time**	**Management comment/progress**	**Internal Audit Comment**	**POE submitted**	**Current Resolution Status**
						directed a formation of a committee to analyse the guidelines and advise on what needs to be done which must include Manager: Legal Services			
Finding 1	**11**	Internal audit Fleet management report	Internal audit must revisit the fleet management report, assess the life cycle of each asset, and determine both the maintenance costs and the actual cost of the asset, and report back at the next meeting	Manager: Internal Audit	29-Aug-25	Internal Audit adjusted the Fleet Management Report and discussed with acting Manager: Fleet and SM Corporate Services	The Fleet Management Report was adjusted for life cycle and running for each class of asset discussed with SM Corporate Services and acting Manager Fleet Management	Adjusted Fleet Management report	Resolved
None	**12**	Quality Assurance report	Quality Assurance Improvement Plan be made a standing item on the agenda of Audit Committee meetings.	Manager: Internal Audit	31-Jul-25	An updated quality assurance action plan will be presented to all the meetings of the AC	Manager Internal Audit will regularly update the Quality Assurance action plan as and when the information becomes available	Update QAIP Plan	On going
None	**12**	Quality Assurance report	Internal audit must share the internal auditing standards and the Internal Audit Activity Action Plan with the Senior Manager: Corporate Services and the HR Manager	Manager: Internal Audit	31-Jul-25	Manager Internal Audit has held a briefing session with SM Corporate Services about the Internal Audit standard requirements and a person heading Internal Audit in an institution.	Manager: Internal Audit will submit to HR the quotation from IIA once received. This is in respect of Manager: Internal Audit towards obtaining Certified Internal Audit (CIA) designation	Application form, quotation	In progress

2. COMPONENT B: INTERGOVERNMENTAL RELATIONS

2.1 Intergovernmental Relations

As per the IGR Framework Act No 13 of 2005 is to establish the framework for the national government, provincial governments and local governments to promote and facilitate intergovernmental relations, to provide for mechanism and procedures to facilitate the settlement if intergovernmental disputes, and to provide for matters connected therewith. WMMLM developed and adopted IGR terms of reference during 2024/25 financial year as there is no IGR strategy in place, which serve as a guideline for managing local intergovernmental relations for quarterly meetings were planned for the year and all four set, mostly all were in discussion of Integrated development planning matters. Challenges noted revolves around non-attendance by some senior managers both from the municipality and other government departments.

The Mayor of WMM Local Municipality and the Municipal Manager participate in District Mayor's Forums and make inputs on issues Mbizana needs the attention of the District Mayors Forum. Issues discussed in the Mbizana IGR forum find expression in the DIMAFO agenda. Both the Mayor and municipal manager attend MUNIMEC meetings in which issues of relations across spheres of government are discussed. Except participation in Mbizana IGR forum relations of WMM local municipality with other social partners takes place through Operation Masipathisane at local war rooms. Here local sector departments and the municipality work together in facilitation of service delivery through joint problem solving. Some of the issues that face our Communities which are critical are in Education, Health, and Human Settlements.

3. COMPONENT C: PUBLIC ACCOUNTABILITY AND PARTICIPATION

3.1 Public Meetings

The municipality has established 32 ward committee structures with 10 members per ward with the Ward Councillor being the chairperson (320 members) and administratively supported by councillor support assistants (32) and community development workers (CDW) 19 currently. Their function is to assist ward councillors in conducting village and ward meetings to ensure proper service delivery and dissemination of information within communities. All ward committee members were inducted on legislations governing the municipality, roles and responsibilities, municipal communications strategy, conflict management and Code of conduct of ward committees.

Ward committee structures convenes monthly meeting with ward councillor as a platform to engage and discuss their respective communities needs from village level. They also organise participants and consult traditional leaders and other structures prior the public consultation meetings as part of deepening and strengthening public participation. Round table meetings are held with CDWs each quarter to share municipal program and their role to play during those activities and crafting of activities to respond on the challenges discussed during round table meeting. The municipality uses IDP Representative Forum, Mayoral Imbizo, Roadshows, Public hearings, Radio slots, Municipality Facebook page as public participation platforms. The municipal council reviewed the public participation policy and was adopted on the 30 June 2025. Community Education programs were conducted in 15 wards in strengthening the knowledge of communities in their role during consultative processes.

3.2 Public Comments from Mayoral Imbizo

Mayoral Imbizo program was held from the 05th of November to the 18th of November 2024 where stakeholders were invited to all wards.

DATE	WARD NUMBER	IDP & BUDGET RELATED COMMENTS	UNFINISHED PROJECTS	GENERAL SERVICE DELIVERY COMPLAINTS
05/11/24	29	Ablution facilities were requested a long time ago, there is still no response and they are not on the service delivery report. • Request for a walking Zone 3 bridge in Pele-pele. because children are unable to cross to Mfolozi school during heavy rains. • Request for blading of the access road R61 to Greenville (kwa-Maqasha). • Request for a bridge in Upper Zwelethu, Ndingi access road because the road is crossed with a ladder • Little Eden village access road was done 2.3 km instead of 4.2km. the Municipality is claiming to have used their plant but there was a construction company who was doing the road and left employees unpaid. • Request for an old age home, social development is willing to assist with food for the centre and traditional leadership is willing to give land. • Request to Refuse cage in ward 29 • Request for ablution facilities in Khananda	• Progress on water pipes, the pipe was supposed to be installed a long time ag. What happened to that? During the last meeting, it was agreed that water pipes should be prioritised. • Unfinished RDP Houses are a danger to the society, as they are a hiding place for criminals. • The RDP house project started years ago, why is the contractor not changed if they are not performing their duties? • When constructing Ntlakwe/Pokothini access road, the municipality was supposed to consult the community to show them where the road starts.	• Is Msarhweni to Madikizela access road included in the IDP? Because the road is too bad to an extent that ambulances cannot drive there. • There has been no water supply in the ward since 2016, it was promised that it will take 3 weeks to provide water pipes and taps. The water tanks that were provided are now empty and not everyone has them. • People are stealing the supplied water tanks because they are empty, better

				speed up the process of water pipes. • Installation of a borehole was supposed to be a short-term solution, but has since the installation it doesn't have water. • What happed to the bid pipe that was supposed to come from Ludeke dam? Instead there were fibre cables. • People should be transported to the next meeting because ward 29 villages are scattered. • Service delivery report should be translated in Xhosa and provide copies to the public.
05/11/24	22	• Sport field – the Office of the Mayor must intervene by providing the construction of changing rooms and electricity as well as planting of grass. • All access roads must be bladed and be gravelled and that projects must be properly monitored by the municipality.	• Human settlement must speed up the processes of construction of projects that were left unfinished in the ward. • Bethuli Access Road must be completed.	• Lack of communication between the ward councillor and the Ward Committees in terms of identification

		• Buthongweni Access Road must be constructed • Dinizulu to Jikankatha must be constructed. • Solar panels are not functioning in areas that do not have electricity. • Shusha to Qadi must be maintained. • Qadi to Nonja must be provided with a bridge • Shusha to Ndovela must maintained.	• Lukholo Access Road was done but was not completed	of EPWP employment. • Department of Art Sports and Culture must unearth talents to the youth in rural areas. • Municipality must provide means of transporting learners who are upgrading their matric results at Mngungu School.
05/11/24	24	• Request for street lights in the ward • Need a call Centre, a need for a mobile clinic was raised and emergency ambulance. • Request for a sports field • Ebenezer community hall need to train Youth. • Ward 24 has no access water. • Life guards need to be permanently employed, not on EPWP contract • Request for RDP house. • Two access road need to constructed, form Garane to reform access road	• Public Library was not finished. • Reformed and Mzamba mouth disaster project was not completed. • Mthimkhulu emaBhanoyini structure was not completed.	• A need for job creation to assist Youth was raised
05/11/24	23	• Electricity supply should be prioritized for infill developments. • The construction or improvement of 450 RDP houses should be prioritized.	• Incomplete water project • Incomplete housing projects • A community member raised a	• There is a significant need for housing

		• Access to Clean Water • A library is requested for Ward 23 to enhance community resources. • The maintenance of community halls is needed. • The provision of temporary mobile toilets is a priority. • A request for a market (such as a "Cannabis market") where local community members can sell their products and support their livelihoods. • The toilets at the community hall are damaged and need urgent repairs.	concern about the contractor who installed pipes but did not complete the job.	for destitute individuals or child headed household families. • The Creche at Methodist needs improvements to its sanitation facilities.
06/11/24	03	• Schemes in Dumsi and Nombane are not working, the information provided that they are operational is incorrect. • Qhabangeni-TM-Tankini to main road access road was requested a long time ago but there has been no response. • Request for blading of Nombane access road, it is in a terrible state. • Mantshangase to Mfuleni access road does not have drainage pipes and that is going to cause flooding of the road in the long run.	• There is an unfinished RDP housing project • Mwilini to Zibanzini access road is incomplete, information provide on the service delivery report is incorrect because motorists are not using that road.	• What is the correct channel to follow for unemployed graduates' program? • Where does one get farming certificate, is everyone eligible to receive seedlings form department of Agriculture? • After how long can the road be maintained after construction?

06/11/24	5	• Gwala to Mthumbini Access road must be maintained. • Khethwa via Mabheleni to Mthamvuna Access Road must be maintained as it is in a bad state • Govana to Ringini via Ngcingweni must be maintained. • Sivivaneni to Mangunga Access Road must be maintained. • Nomnikelo to Qweleka Access Road must be constructed. • A Provincial Road from Nomlacu to Mthamvuna Bridge must be tarred as it unites two provinces. • Provision of RDP Houses – Child headed families must be considered first. • Potholes must be fixed at Mbobeni tarred road. • High master lights must be planted next to Hlamandane High School. • Mbobeni site must be maintained and be used as the youth centre to eliminate crime statistics. • Mentainance of the community hall must be prioritise as there is no electricity as well as tiles are broken.	• ANDM to provide toilets to the entire ward but priority must be Dlungwana village where toilets were not completed	• Services to be rendered by SMMEs must be localised. • Reimbursement for those families that were removed during the construction of the Ludeke Dam must be sped up.
06/11/24	26	• Sunnyside road was still in a bad condition • Madindathi access road need to be maintained. • Maintenance of R61 to Malola • Request for Maintenance of the Community Hall,	• Electricity • Toilets	Community wanted a clarity on the issue of electricity, that the project is always working at Nomlacu they wanted to know when they will get electricity

		windows are broken, and ceiling is falling. • Youth unemployment		especially at the G section and the new site. They were also not happy about the foreigners that owing the spaza shop with the current situation that the foreigners are selling the expired products, they felt that they are not safe their Visa's should be verified. They also wanted clarity that they received sms that they must register their meters because after the 24th November 2024 they will not be able to buy electricity.
07/11/24	13	• Matwebu scheme is not properly functioning as water comes out almost 2 days in a week. • Didi to Ngcingo Access Road must be gravelled. • Access Road from the Methodist Church to Didi School must be provided with a concrete slab. • To avoid robberies during the night, master lights must be planted at Didi Village. • An additional transformer must be added at Didi Village because of the power failure.	• Ngcingo Access Road not properly done.	• Documents prepare for public consumption must be in our vernacular language. • IDP Documents must be distributed to communities before the meeting date.

		• Gagashe to Rasteni Access Road – Gravel tipped along the road must be levelled. • The area at Matwebu using solar system must be electrified. • Zamelizwe Village must be provided with toilets, RDP Houses and the access road must be maintained. • Ngcingo to Qotyana Access Road must be maintained. • Tariffs for the stadium must also suit the developing clubs as they are too high, also municipality must assist the promoted clubs when they are playing outside matches. • Waste cages must be provided in all areas around Ngcingo and Didi villages. • Dlamini to Boyo access road must be maintained		
07/11/24	06	• Maintenance of Ntshamate to Guqa access road. • Request for construction of Jali via Mpindweni access road • Mhlanga via Bargain access road needs to maintenance. • Mantola to Mhlanga access road needs two bridge. • Request for RDP Houses. • Ntshamathe village needs toilet.	• Mhlanga Maize fencing land 6km incomplete.	• Headman challenges Mantola village taking the demarcation of ward one but they have welcomed this village. • Mbongweni access road does not

				appear on IDP.
07/11/24	01	• **Ext3 Road Condition**: The road is in poor condition and needs urgent attention. • Potholes have not been completely repaired. • There is no electricity at Nkanini, and this should be prioritized. • The installation of street lights is required. • The school needs to be fenced. • The hospital requires fencing. • The implementation of a one-way street should be prioritized to help manage traffic better. • The community requested improvements to this specific access road, perhaps due to difficulties in travel or safety concerns. The focus could be on upgrading the road for easier access or addressing issues like potholes, road width, or signage.		• The sewerage system next to Boxer Street needs to be addressed. • Bylaws should be enforced to prevent improper behaviour. • Microphones should be made available for events at Imbizos. • The grandstand at the stadium needs to be extended. • Youth unemployment is a major concern that

				needs to be addressed. • All sport codes, not just soccer, should be prioritized. • The electricity contractor has not paid its employees, and this issue needs to be resolved. • Fencing of field should be carried out by the Department of Economic Development, Agriculture, and Tourism (DEDaT).

				• Houses that need to be relocated for service delivery are delaying the project and should be prioritized should be removed.
08/11/24	16	• Water schemes must be electrified. • Zangotshe boreholes must be combined. • T Road from Matwebu to Mthentu Bridge that was surveyed must be constructed as the community have long been waiting for the project to commence. • A small bridge from Hlabathi to Ndlovimile School must be constructed. • Mhlwazini Access Road was not properly done and that a bridge to Khanyayo must be constructed. • A place called eSivivineni must be an Arts and Cultural village as there are caves and water falls around that area. • Sibhamini to Lityeni Access Road must be constructed. • Sport fields must be maintained.		• In terms of the identification and usage of quarries communication is not good between the councillors and the traditional leadership.

		• The issue of supplying seeds to poor families must be transparent, seeds must be collected in a central venue. • Meanwhile communities are waiting for water from the bulk water project, they must be provided with boreholes.		
8/11/24	30	• The maintenance of access road from Makhalendlovu to Mxinga and Nyanisweni to Mxinga. • The maintenance of access from Dutyini road to Ntsimbini. • Creation of job opportunities for the youth • RDP houses • Empowerment of SSMME'S • Support of Retailers on spaza shops • Promised Electrification of makhalendlovu use to appear on previous IDP documents but never done. • Access road from Mntomkhulu to Mpetsheni need maintenance. • Requested RDP houses.	• 1.2 KM that was left to the maintenance of Nyanisweni access road • Kopane access road was not finished no gravel stone only bladding. • All the Borehole in ward 30 are not working • Infills at Mxinga village • Access road from R61 to kwa Mbuzi never finished the maintenance is needed.	• Number of unemployed youth in ward. • Recreational facilities should be build to assist young people • Learnerships are selective • Grass cutting for the association • Mayors cup must be budgeted. • Electricity must be installed for borehole instead of diesel. • Electrification on infills and extensions for the whole wards and +-500 connections especially Makhalendlovu village

				• Access road from Nyanisweni to Ngqongweni A/R, Kopani A/R • Vergin roads Mntomkhulu to Mphetsheni - Vayi and stofini, • Vergin road from Ziyabanda to Mzamba, Mthunjini from Gqongweni
08/11/24	28	• No access to clean water at Lundini Village. • Lubekelelele Access road need to be maintained. • Mgwede access road need to be maintained. • RDP Houses	•	• Monitoring should be done because some projects were left incomplete. They wanted to know that when is the municipality coming to install the electricity for those that they do not have electricity. • They also wanted to know that what is the criteria that is used for the selection of

				the internship programme.
08/11/24	25	• **Moscow Road** should be given higher priority for improvements, possibly due to its current condition. • The community lack of access to clean water or regular water shortages due to the failure of water	• The water supply system or infrastructure in the Maqongwana area is malfunctioning or not operational. • The electrification project at ward 25 has not been fully carried out or completed as planned. • Incomplete the Electrification Project:	• Ensure that farmers are explicitly invited to the Imbizo when stakeholders are present, especially those who have a direct impact on agricultural matters.
12/11/24	32	• Municipality to provide a waste cages at Qotyana and Fonoza areas. • Nikhwe Access Road must be maintained. • Fonoza Access Roads must be maintained. • Dindini village must be provided with water and sanitation. • ANDM to maintain the leaking tank at Mpenkulu. • Kwa-C access road must be maintained. • A pedestrian bridge must be constructed at Mbenya and Nikhwe School. • Lovu to Mjanyelwa – a vehicle bridge be constructed.		• Municipality must monitor the projects done. • Uyolo Old age project must be provided with food parcels by the office of the Mayor. • Old small pipes for water

		• A bridge must be constructed at Mbhongweni to Ntsingizi School • Qotyana to Hlabathini Access Road must be constructed. • An Access road at Mbongweni new dwellings must be constructed. • Sikhotsheni Access Road be maintained. • Construction of a bridge between Mhlanga and Ndlavini Villages. • A Bridge from Lovu to Mjanyelwa Villages must be constructed. • Dipini Access Road must be maintained • Network Tower must be installed at Dindini Village • A virgin road at Xesibe village must be constructed. • Tankini to Skulufa Access Road must be maintained. • Akhona to Cell C Access road must be maintained.		must be upgraded. • Ward 32 must be provided with a Community Development Worker by Cogta.
12/124	15	• Bridge at Mdakana to Mncwathi be to prioritized. • Mandeleni via Khanyayo access road need to be maintained. • Lunyingweni to ezinini access road need to be maintained. • Request for construction of Mabhekuteni to Qeda access road. • Mehlo store via Twabu village need to be maintained, access road needs a slab.		• Makhosonke village needs a mobile clinic. • Mabhekuteni village needs to be assisted with the electricity update.

		• Mcwathi Village need RDP house.		• Mangcibini via Labani village need drainage pipes to assist access road with flooding.
12/11/24	12	• Mzambana to Nyanisweni access road in poor condition or in need of upgrades • Ndela to Mfundambini access road • The road or project between Ndela and Mfundambini is incomplete or progressing slow. • The requested housing for destitute, child-headed families, likely individuals or families who are struggling financially and need support in securing a home. • RDP (Reconstruction and Development Programme) houses, which are low-cost government housing for disadvantaged citizens. • • The need for the access road from Mbangweni to Mzambana to be improved, either through repairs or upgrade. • Water should prioritised in Ntlanezwe, Mfundambini, possibly unreliable supply of water in the area.	• Provision of toilets and water infrastructure in Mfundambini. The community is asking for faster progress on these projects to address issues related to sanitation and access to water. • Toilets Should Be Prioritized in Xheni: • The community in Xheni is requesting that the construction of toilets be given priority, likely due to a lack of adequate sanitation facilities. • There is an issue with an incomplete water project, which could be a broader concern regarding delayed or halted water infrastructure projects in the area. •	• The community is requesting that Eskom, the national energy provider, address issues in Ward 12 before 24 November 2024. This likely refers to providing electricity, resolving outages, or addressing ongoing issues related to power supply.

		•		• Action: Local authorities should liaise with Eskom to prioritize the concerns in Ward 12 and ensure that necessary actions (such as repairs, installations, or upgrades) are completed by the requested date. The community should be informed about the timeline and any temporary measures in place. • Providing food for animals, due to

				drought, crop failure, or economic difficulties that make it hard for residents to feed their livestock. • The community is inquiring about the individuals employed through the Expanded Public Works Programme (EPWP) in Ward12.
13/11/24	10	• Tared Road is in need of immediate attention, either for repairs, upgrading, or maintenance. The community feels that this road should be given priority over others due to its importance for access and mobility. It may need resurfacing, repairs, or improvements in infrastructure.		Monitoring of Road Construction: greater oversight and accountability in the construct

		• The community is requesting improvements or upgrades to the local clinic and Road in a Bad Condition: road in poor or deteriorating condition that needs urgent attention. It involves potholes, or other safety hazards that make travel difficult or dangerous for the community. • The road needs resurfacing or repairs to improve safety and ease of travel.		ion or repair of roads in the area. • The development of market stores: The community requesting the establishment of better facilities for small businesses, vendors, or farmers to sell their goods, or improvements in the management of current market spaces.
13/11/24	08	• Water taps are non-functional • Ncurha via Blom to Ntshikintshane access road is still not on the IDP	• Bhukuveni to Ntshikintshane access road is incomplete, the progress on the report is incorrect	• Access roads requires experienced personnel so that

		• Request for maintenance of Matyeni to Diphini access road • Ncebeni village in Ndakeni has no service delivery, nothing has been done, there are no access roads, water pipes and ablution facilities • Ndakeni next to Camagu school, there are no toiltes, not access road and there is no electricity • Galatyeni village has no access to water • Dudumeni to Mayeza access road is in a terrible state and it was asked that it be included in last year's IDP • Request for maintenance of Dudumeni to Mhlabomnyama access road, because it is in a very bad state • Request for water in Mhlabonyama • Flood lights were requested in Bhukuveni but they are still not installed, yet the area is facing high rate of crime • Request to fix access road to ward 11 from the main road because there are schools, clinic and police station that are not easily accessible because of the state of the road • Request for maintenance of Dinda access road • Request for water, toilets and RDP Houses in Dinda village	• There is no progress in the installation of electricity in Dudumeni village. There was no formulation of PSC for the electrification project and that is why there is no feedback to the community	the road doesn't tear quickly • The service delivery report should not have stated that there no challenges in the water supply while the ward is dealing with water scarcity • Request for support of SMME's because spaza shops are dominated by foreign nationals

		• On the previous service delivery report last year, it was mentioned that there will be construction of Galatyeni Power station. But is not included on this year's report. • Request for maintenance of Bhukuveni to Sigodlweni access road, because school children and teachers cant cross to Vuk'aybambe		
13/11/24	11	• Community members appreciated the Municipality for rendering services in the ward siting that even areas without electricity were provided with solar system. • Phephele and Giniswayo and Mandlobe Esigodlweni Access roads be maintained. • Lucwaba village be provided with two street. • Temporal structure Mandlobe Esigodlweni and Dipini – contractor was appointed but there is no progress •	•	•
13/11/24	09	• Shuze next to community hall need speed humps. • Mphetshwa village need RDP houses. • Mphetshwa village requests borehole water, strato access road and toilets. • Request for 1000 RDP houses	•	• • Mphetshwa ground need to cut grass. • Department of Agriculture does

		• Request for Elvis via Zanokhanyo access road. • Luphilisweni and Shuze need maintenance of access road. • Ndayi village needs construction of a virgin access road. • Masebeni village needs a to disaster awareness campaign		• not assist the small businesses in the ward. •
14/11/24	27	• Mgcogceni Access Road virgin road. • Qobo Clinic to Gobhethuka to be maintained • Clarkville to Mdikiso Access Road to be maintained. • Nkantolo to Oliver Tambo School Access Road to be maintained • Nkantolo monument to Qobo clinic –to be a tarred road. • Taps with no water must be attended.	•	•
14/11/24	31	• Request for tared road from Brantshini to Xholobeni • Request for Jankins to Emizini access road • Request for access road in Nqabeni • Request for Mambuzi to Nqabeni bridge • Request for community hall maintenance • Request for Mazinyo to Khumalo access road • Request for traffic marshal in Ndela village to assist small children crossing the road because some were recently hit by a bus.	• Housing structures that was provided by the Department of human Settlements as intervention are not in good condition, they need improvement. • Taps are not working • Ward 31 community hall not handed over yet, but	• Why is the district municipality not attending Mayoral Imbizo Meetings • Bizana residence to change their car registration plates to

		• Request for RDP Houses • Request for a refuse cage, because people are throwing disposable nappies into the river where people drink • Request for maintenance of Whitehouse (Shoprite store) 7 km access road • Gwanisheni to Cele street needs to be fixed	everything is falling apart including doors • Incomplete access road at Zindleleni • 6 households were left without electricity, request to add them while the contractor is till on site	eastern cape to generate more revenue • Experienced community members to be considered when fixing water pipes • Please monitor water leaks and ensure that people leave taps tight • Please bring back youth month celebrations, where youth used to celebrate at an event with games • Where to report water

				leaks, pipe burst and broken pipes
14/11/24	07	• Nompumalanga village no EPWP employed community member. • Sikotoyi village need speed humps and fencing along on R61 main road. • Sikotoyi village need infills • Mzamba via Khale access road, needs to be maintained • Majazi village need the RDP house • Majazi land fill site is not functioning.	• Khaleni Primary School was done.	• Ward 07 has not benefited on the internship at Winnie Madikizela Mandela Local Municipality.
14/11/24	04	• The community is reporting that the access road at Mdeni is in poor condition, which could be causing difficulties for residents in terms of transportation and safety. • The community requesting that the community hall be prioritized for construction.	• The training project related to the Red Hub for skills development initiative or community support project) has not been completed. The community seeking completion of this project so that local people can gain the skills they were promised.	• The community is requesting furniture desks, chairs, or other essential school supplies) for a school in the area. The lack of proper furniture can negatively impact the learning environment, and

				this is a priority for improving education. • The community is concerns about loan sharks taking advantage of grant recipients by offering their services and holding bank cards to withdraw money. It suggests that consumers (especially those receiving government grants) should directly attend the bank to avoid these

				practices and delays at the bank. • The overgrown grass along the road from Tankini to R61, creating safety issues, especially for drivers and pedestrians. • The community is concerned about a dam in the Tankini area, possibly due to safety, environmental, or maintenance issues. Closing the dam could refer to

				filling it in, The community is requesting that electricity provision be speed up, likely referring to the electrification project or ensuring that residents have reliable access to electricity. • The concern refers to the accessibility of the Integrated Development Plan (IDP) documents, which are currently only available

				in English language should be translated in Xhosa to ensure they are more accessible to the local community, particularly for those who speak Xhosa as their primary language. • No security at school. • Data collector should collect the information for indigent register • Door to door should be done

				to all spaza shops.
15/11/24	20	• Request for refuse cage in Mamcakweni, because disposable nappies are being thrown in drainage pipes • Request to fix driveway at the community hall • Request for maintenance of Snentshebe to Magesini access road • Maintenance of Ethridge access road • Request for Ntombela to Roma church access road, Mamcakweni to Vungwana • Request for Doctor to Jali via Mfundisi to Old Ethridge access road • Request for Y to Lulwalweni access road • Request for Maduna to Mzize access road, next to Lindokuhle school • Request for walking bridge in Mlungu to Nomvalo passage to assist Stanford school children • Request for Dinda to Gqamane access road • Request for mobile police station because of high crime rate • Request for RDP houses • Request for Y to Madadana access road (Mtshezi to Yiba) • Request for toilets in Jakada	• 4 villages were left without toilets • R61 main road maintenance ended in ward 22 and skipped ward 20. Request for clarity • Unfinished RDP House in upper Ethridge, kwa Mbotho, the mother is mentally ill and the son is disabled	• Request for municipal intervention because Pakistan shops change packaging to hide expirery dates on goods • How does one see when they are registered with Eskom. • Where can one report food poisoning caused by foreign nationals shops • Clarity on which contracts ended on EPWP, because some are

				still working • Progress on post office name changing that was resolved in 2016 • Home affairs to assist with deporting illegal immigrants, especially those who come for business • Foreigners should be reported to traditional leaders
15/11/24	18	• • ANDM must provide water to the entire ward. • Joqo Access Road must be constructed. • Phumlani to Lawini Access Road must be constructed. • Zintle Access Road must be maintaned. • Mqonjwana Access Road be graded and be gravelled. • Zilokozini Access Road must be constructed.	• • Mfuneli Access Road not completed. • RDP Houses were not completed at Nyaka and Mfuneli Villages.	• • Eskom must visit all wards to assist people on registering their meter boxes before the

		• Plangweni to Mpunzi must be maintained and be tarred. • Municipal Projects must be monitored and follow ups be made. • Mabuya Access Road must b maintained.		closing date. • Disabled people are not taken care of by the Municipality, their requests are not considered. • Lack of co-operation between the Ward Councillor and the Ward committee of Nyaka must be attended by the relevant office as this affect service delivery updates in the village.
15/11/24	19	• Requested RDP houses • Requested Toilets • Main Road is very bad in a way that they travel long hours to town. •	• Incomplete Electricity project for new houses •	• New houses don't have Electricity.

		•		• New Houses don't have toilets. • They received sola energy, but it would be great if the sola supported fridges, ironing, and stoves. • RDP Houses for underprivileged people • Requested a visit from Eskom about the changes of Electricity. • The chairs at the stadium are few they want more.

				• Progress on water supply/pipes • Which criteria is being used to choose people for Christmas Grocery. • How does disaster intervention works, because there are homeless people who still haven't built homes/ temporal structures • Head man not attending meetings and the meetings need them, the Traditional leaders, head

				mans, and mayor need to work together
15/11/24	21	• Speed humps near school should be prioritized. • Destitute house should increase. • Mhlabi access road need to prioritized. •	• Tribal authority access road maintenance of 1.7 km access road was not completed • Langalethu to Greenville access road need to pipe.	• Greenville to Mobeni need to build access road. • Social development have not assisted old age home project in ward 21 • Need water on ward 21. • Cwaka to Phatekile need to maintain access road. • Need awareness campaign Greenville environmental to teach Pampers.

18/11/24	02	• Bridge maintenance between Mqokweni to Nokhatshile • Mtamvuna bridge at 111 • Road maintenance from Ngele to Mbhojeni • Maintenance of road from mkhandlwini to Mlambondaba. • Maintenance of road from Nokhatshile to Ethaleni. • Level of Unemployment is high	• RDP water at Mpeni village was constructed but no water in the taps. • Mtamvuna bridge need to be extended • Some families in Mbuthweni village their electricity meter box left unattended. •	• Fence at the clinic need maintenance • Criteria of employing EPWP workers is not fair. • Assistance on schools closing at ward 02 by the department of Education (Mafadobo S.P.S, Nokhatshile SPS and Goxe SPS. • Number of unemployed youth in ward 02. • Recreational facilities should be built to assist young people

				• Learnerships opportunities are selective • Mayoral Cup must be reinstated.

3.3 Public Comments from IDP & Budget Roadshows

IDP & Budget roadshows from **22 April to 07 May 2025** with 705 number of attendees overall total for all wards.

INSTITUTION	IDP RELATED COMMENTS	PLAN TO RESPOND TO THE ISSUES RAISED
Winnie Madikizela – Mandela LM	**Ward 01** ✓ Town is too dirty; drainage system needs to be fixed. ✓ Needs to enforce bylaw for businesses like salons that throw used water on the street ✓ Request potholes patching in town ✓ Extension 4 highland (section A) there is a pipe blast and water which is damaging the road. ✓ Request to conduct crime awareness campaign ✓ Request for a street light in Nkanini ✓ Will Extension 4 also pay rates? Because they are staying in RDP Houses that were built for indigent people ✓ The contractor (TCT) removed residents fencing without any explanation ✓ There is high crime rate in town, police need to be more visible to scare away hobos and criminals ✓ Hospital is too dirty, municipality needs to intervene ✓ Request for new meters that cannot be tempered with. ✓ Request for disaster to assess the situation in Nkanini because it is flooded ✓ Request to sub-contract local SMME's when there is a project in the ward **Ward 02**	

INSTITUTION	IDP RELATED COMMENTS	PLAN TO RESPOND TO THE ISSUES RAISED
	• Part of Mbuthweni Access Road be provided with concrete slab. • Goxe to Nokhatshile Access Road must be constructed. • A bridge at Mqhokweni to no Khatshile Access Road must be upgraded. • Mkhandlwini to Mbhotshongweni Access Road must be maintained and a concrete slab is needed. • Kati Access Road must be constructed • Dumbambele Access Road must be maintained. • Laleni Village be provided with a Pre-school. **Ward 03** ✓ Maintenance of R61 to Sithukuthezi SSS and Nomathebe JSS. ✓ Maintenance of Makhabaludaka AR ✓ Maintenance of Nombane AR ✓ Maintenance of Izibanzini to Bonda AR ✓ Maintenance of Longweni AR ✓ Community Hall need maintenance, water tank, celling board and electricity tubing, ✓ Infills at Dumasi village **Ward 04** ✓ Maintenance of the Tankini to is required. ✓ Maintain R61 route via Kwalini ✓ Prioritize Makhwetshubeni to President AR ✓ Concern was raised that the road from Mdeni to Mbongo no longer appears in the IDP, despite it being listed previously. ✓ Maintenance of Mdeni AR the route via Mdeni JSS ✓ Road from Ludeke Halt to Nkantolo needs maintenance is needed. ✓ A sewing project should be introduced to promote skills development and income generating ✓ Challenges around the Ward 4 hub must be resolved, as the hub has potential to provide job opportunities.	

INSTITUTION	IDP RELATED COMMENTS	PLAN TO RESPOND TO THE ISSUES RAISED
	✓ **Budget Allocation:** The community suggests that the budget should be equally split among all wards. **Ward 05** ✓ Maintenance of access road from Sis Nomnikelo via Lower Gwala to Faith Mission Church (eLucingweni). ✓ Request for maintenance of Nomlacu to Mtamvuna Provincial Road ✓ Maintenance of Faith Mission via Magqentse to Nqwelweni access road (tarred) and extension of the tared road. ✓ Nqwelweni via Hlakanyane to Monument Access Road. ✓ There are no access roads leading to preschools in the whole ward ✓ Requested maintenance of access roads every two years using internal plant, especially Khethwa to Ndayingana Access Road ✓ Request to use municipal plant to fix Nomlacu to Nomlacu while waiting for budget from the department of transport. ✓ Request for a guard house and information centre for the Monument to avoid vandalism. ✓ Request to use asphalt bags put in the municipal premises to patch potholes on the Faith Mission to Mbobeni Access Road ✓ Request for a skills development facility in Nonqulwana to assist unemployed youth ✓ Disaster section should consider facilitating emergency shelter together with blankets and sponges to a person who lost a home to natural disasters because that person will not be able to use those blankets. **Ward 06** ✓ Streets at Ntshamathe be constructed and be included in the IDP. ✓ The ward be provided with waste bins as this is happening in other wards.	

INSTITUTION	IDP RELATED COMMENTS	PLAN TO RESPOND TO THE ISSUES RAISED
	✓ Municipality prioritise the maintenance of potholes in town than spending more budget in the stadium and civic centre. ✓ Maintenance of Access Road to Mhlanga Access Road as there are potholes. ✓ Bridge at Ntshamathe be upgraded as it is not accessible when there are floods. ✓ A bridge to Kwa C be constructed. ✓ Jali pass eRingini Access Road be constructed. ✓ Mpindweni virgin road be constructed. ✓ Disani Access Road be constructed. ✓ Mzalaba to Sinuka Access Road be constructed. ✓ Requested for construction of Creche at Jali village. ✓ Tshuze Access Road must be constructed. ✓ RDP Houses must be constructed.in the whole Ward. ✓ Ndunge Access Road must be maintained, ✓ Ntshamathe Access Road done but there are no drains thus affecting the bridge. **Ward 07** ✓ Nompumalanga Access Road need to be maintained. ✓ Requested Electricity at Khaleni Village. ✓ Speed humps at Skotoyi Village **Ward 08** ✓ Ndakeni village need speed humps and toilets. ✓ Request for maintenance of access road near Dudumeni high school. ✓ Dudumeni Library need electricity. ✓ Ndakeni village and Zamazama village have no ward committee. **Ward 09** ✓ Gospel Church to Envis Access Road be constructed. ✓ All wards must access the services of tractors that were handed over by the department to the communities.	

INSTITUTION	IDP RELATED COMMENTS	PLAN TO RESPOND TO THE ISSUES RAISED
	✓ As the Access Road at Gwabeni is underway, Municipality to provide two pipes for areas by the clinic and the Swane School. ✓ Provision of disaster houses for the needy be treated as the matter of urgency. ✓ Streets at Mphetshwa be constructed. ✓ Tshuze to Luphilisweni Access Road be maintained especially next to Hall. ✓ R61 Speed Humps at Tshuze Village must be speed up it is a high risk area. ✓ Mhlabuvelile Access Road be constructed. ✓ R61 to Lawini Access Road must be constructed **Ward 10** ✓ Renovation and continuous maintenance of Mampingeni Community Hall ✓ Construction of a Sports Ground A sports facility ✓ Rehabilitation of Mampingeni Road Request ✓ Road Damage Caused by Water Infrastructure **Ward 11** ✓ Maintenance of Sigodlweni Access Road ✓ Maintenance of Diphini Access Road ✓ Maintenance of Mandlobe Access Road ✓ Maintenance of Ngqindilili Access Road ✓ Construction of Nonkobe Virgin Access Road ✓ Maintenance of Pele-Pele Access Road ✓ Maintenance of Giniswayo Access Road ✓ Maintenance of Lucwaba Access Road ✓ Recreational facilities should be built, to assist young people. **Ward 12** ✓ Maintenance of Daymani to Bhele and Daymani to Mzamba Access Road ✓ Maintenance of R61 branch to Dayimani Access Road ✓ Request for Ndela to Clinic Access Road ✓ Request for Mbangweni to Ntsethe Access Road	

INSTITUTION	IDP RELATED COMMENTS	PLAN TO RESPOND TO THE ISSUES RAISED
	✓ Request for internal streets ✓ Request for a slab Mapheleni AR **Ward 13** ✓ Maintenance of Didi Access Road ✓ Street Lights installation was requested to improve safety at night. ✓ There is no electricity supply for the extension houses in Ward 13. ✓ Maintenance of – Ngcingo to Gagashe: The route from Ngcingo, Didi via Soweto to Gagashe should be prioritised for development or maintenance. ✓ The road in Ngcingo is in poor condition and requires urgent maintenance. **Ward 15** ✓ Maintenance of Gabisa via Mncwathi to Ndunge Access Road ✓ Maintenance of Mabhekuteni via Miya to Qeda Access Road with Slab. ✓ Slab be constructed from Mehlo store to Twabu ✓ Maintenance of Lusindisweni Access Road ✓ Additional Slab be constructed at Goxe Access Road. ✓ Construction of Mageleni to Khanyayo SPS Access Road ✓ Construction of Zinjeni Access Road ✓ Construction of slabs at Nontlanga Access Road ✓ Maintenance of Mzinto to Mchitha AR ✓ Additional slab at Mhlabomnyama Access Road **Ward 16** ✓ T Road to Makhwantini be maintained as it was heavily affected by heavy rains. ✓ A bridge from Mkhasweni to Cangci Comprehensive School be constructed.	

INSTITUTION	IDP RELATED COMMENTS	PLAN TO RESPOND TO THE ISSUES RAISED
	✓ As the construction of the community Hall is underway, the entire community members were not informed about the handover of the project. ✓ T road from Mthentu to Mbongweni Hospital must be tarred as it was approved by the Department. ✓ A satellite office for SAPS is needed in areas around Mbhekwa to service areas with their services as Zangotshe Police Station is too far for areas like Mbongweni and Mthayise **Ward 17** ✓ Maintenance of Sinaneni Access Road ✓ Maintenance of Ntlakwe Access Road ✓ Request for internal streets in Ntlakwe area ✓ Maintenance of Vuyisile to Ntsingizi Access Road ✓ Maintenance of Qandashe Access Road **Ward 18** ✓ T-Road from Plangweni to Mpunzi Drift be tarred as the Premier promised long time ago. ✓ Maintenance of Nonkara Access Road ✓ Maintenance of Zintle Access Road ✓ Maintenance of Mqonjwana Access Road ✓ Zilokozinii Access Road be constructed. **Ward 19** ✓ Monti to Ntsimbini access road construction designs complete. ✓ T 116 to Lubala Access Road requires maintenance and regular maintenance can include grading and resurfacing. ✓ Leonard Access Road to Mqeni requires another layer or slab to improve accessibility ✓ Ntlozelo to Trasitoni Access Road ✓ Ringini to Mhlelembana Access Road be constructed. ✓ Ward 19 need tarred road that 7km tarred road can provide numerous benefits **Ward 20** ✓ Maintenance of R61 to Nongeke SSS ✓ Maintenance of Stanford Access Road	

INSTITUTION	IDP RELATED COMMENTS	PLAN TO RESPOND TO THE ISSUES RAISED
	✓ Construction of Mbashe bridge and maintenance of road ✓ Maintenance of R61 to Lindokuhle JSS with the installation of pipes and V-drains. **Ward 21** ✓ Maintenance of Mobeni to Greenville Access Road. ✓ Maintenance of Cwaka to Phathekile Access Road need to be maintained. ✓ Maintenance of Ntika Access Road **Ward 22** ✓ Request for construction of Royal Brothers Sport field. ✓ Ebuthongweni to Dinizulu Access Road be constructed ✓ Bridge to Nonja Village be constructed ✓ Request for construction of Gxeni access road **Ward 24** ✓ Maintenance of Ebenezer Community Hall ✓ Maintenance of Mnqolompi bridge, from Makhaladini to Mzamba mouth ✓ Maintenance of Mzamba Mouth to Ebenezer Access Road condition and school children are unable to walk on rainy days. ✓ Request for maintenance of R61 to Gwala access road ✓ Maintenance of Sirhasheni to Makhaladini access road ✓ Maintenance of Lucingweni to Plangweni Access Road. **Ward 25** ✓ Maintenance of Gcinisizwe to Moscow Access Road ✓ Maintenance of Nyavini Access Road ✓ Maintenance of Baleni to Khumbuza AR with gravel stone needed ✓ Maintenance of Xholobeni Access Road ✓ Maintenance of Mgungundlovu Access Road ✓ Maintenance of Mnyameni Bridge ✓ Maintenance of access from Moscow to Mtentu	

INSTITUTION	IDP RELATED COMMENTS	PLAN TO RESPOND TO THE ISSUES RAISED
	✓ Maintenance of access road from Bulala to Baleni and Xholobeni ✓ Maintenance of access road from Komkhulu to Bekela via Mnyameni Bridge ✓ Maintenance of Mgwede Access Road ✓ Multi-Purpose sport centre is needed in ward 25 **Ward 26** ✓ Maintenance of Nomlacu to Mtamvuna must be tarred. ✓ Ekuphumleni village be provided with internal streets ✓ Maintenance of Isikelo Clinic via Thandabantu SPS be maintained. ✓ R61 to Malola must be properly maintained. ✓ Part of Malola access road need to be provided with slab **Ward 27** ✓ Construction of virgin access road from Nkantolo to Rhalafu ✓ Construction of virgin access road from Ncedabantu pay point to Mkhumbi ✓ Construction of virgin road from Mlambondaba to Sizindeni ✓ Outstanding of 5km on maintenance road from Sizindeni village need slab and gravel stone. ✓ Construction of Access Road from Qungebe to Mgcongcweni. ✓ Construction of Access Road from Sikhulu to Dipini ✓ Construction of Access Road from Ndlolothi to Ntlamvukazi. **Ward 28** ✓ Maintenance of Mtsha wedikazi via Lundini to Gumzana Access Road needs urgent intervention. ✓ Maintenance of Mgwede via Maqongwana to Mngungu Access Road ✓ Request for transportation of community members who are far from the venue to IDP road shows because the ward is Vast.	

INSTITUTION	IDP RELATED COMMENTS	PLAN TO RESPOND TO THE ISSUES RAISED
	✓ Request for skills development centre for unemployed youth ✓ Request for community programs that will assist in minimizing crime rate and poverty ✓ Request for proper training for community members who are involved in construction projects to verify the job completion ✓ Request to use internal plant to fix the roads while waiting for budget, because now people are unable to go to town because of the sate of the roads in the ward **Ward 29** ✓ Ntunjeni AR – there was blading only requested tipping and processing as well. ✓ Ntinga AR was done before bridge was damaged, follow up and monitoring of the work should be done. There was a dispute on Quarry / who is supposed to take decision on quarry to be used. **Ward 30** ✓ Maintenance of Access Road from Dutyini to Ntsimbini ✓ Maintenance of Makhalendlovu to Mxinga Access Road ✓ Maintenance of Nyanisweni Access Road **Ward 31** ✓ Tar road from R61 to Mbongweni via Izizityaneni ✓ Maintenance of access road to Dyifani ✓ Construction of Library ✓ Creation of jo opportunities for the youth ✓ Empowerment of SMME's ✓ Support of Retailers on spaza shops ✓ Additional stands at Mputhumi Mafumbatha Stadium be considered by municipality ✓ Dyifani sport grounds be maintained ✓ Construction of Nqabeni bridge **Ward 32** ✓ There is a need of a pipes at Guluva on the road to Nikhwe High School.	

INSTITUTION	IDP RELATED COMMENTS	PLAN TO RESPOND TO THE ISSUES RAISED
	✓ Maintenance of Nikhwe School to Costa Access Road ✓ Maintenance of Mbhongweni Access Road ✓ Maintenance of Lovu Access Road ✓ Mbenya and Nikhwe bridge be constructed, ✓ A bridge from Lovu to Hlabathini must be constructed. ✓ A steep area to Mjanyelwa School must be provided with slab. ✓ Mjanyelwa to Mkhuna Village – virgin road. ✓ Mndela to Xesibe Access Road – virgin road.	
Winnie Madikizela – Mandela LM	✓ Request to employ life guards permanently, even if it is 50% of them. ✓ Request for another meeting on a different day for Wild Coast Development Planning. ✓ CPA's and Trustees should be invited to account to the public because the community does not have any information regarding how the trust spend their funds. ✓ How can one get the statistics for registered spaza shops? ✓ Request to give grass cutting projects to local SMME's, ward 24 ✓ Request for Mzamba beach to be operational and safe to swim ✓ Request for SMME training in road construction ✓ Request for a small harbour in Mzamba Wild Coast. ✓ Spaza shop owners should receive training in business management to improve sustainability and growth. ✓ Requested Mayor's Cup competition to be brought back.	✓
Alfred Nzo District Municipality	**Ward 04** ✓ Water Supply – Mbutho Village: Urgent prioritization of water supply is needed in Mbutho Village ✓ Toilets and Water – Gxeni Village A request has been made for the provision of toilets and clean water in Gxeni **Ward 05**	

INSTITUTION	IDP RELATED COMMENTS	PLAN TO RESPOND TO THE ISSUES RAISED
	✓ Water supply progress is 100% **Ward 06** ✓ ANDM to urgently attend to the leaking taps and maintenance of boreholes. **Ward 08** ✓ Requested for toilets **Ward 09** ✓ Masebeni Village must be provided with VIP toilets. ✓ Taps with no water at Masebeni Village must be maintained. ✓ Water scheme at Gwabeni village must be maintained. ✓ Proposed for Upgrading of water engines from diesel to electric. **Ward 11** ✓ Water tanks are needed and Borehole in Madada village. ✓ RDP toilets in Swane Ridge **Ward 12** ✓ Requested toilets at Mzambana Village ✓ Taps are not operational and water pipes installation was not finished, there is still no access to water in the ward **Ward 13** ✓ Water Supply – Khotsho: A request has been made for the provision of water in Khotsho. ✓ The water project at Mathwebu should be reviewed to ensure that the entire ward is adequately covered ✓ The provision of toilets should be prioritized to improve sanitation and public health. **Ward 22** ✓ A concern was raised on the issue of Jojo water tanks that we allocated in the ward but the water truck does not provide water.	

INSTITUTION	IDP RELATED COMMENTS	PLAN TO RESPOND TO THE ISSUES RAISED
	✓ Springs be protected for the meanwhile the water projects was not complete **Ward 24** ✓ Water crisis in the village, survey was done and it was promised that taps will be installed before 24 December 2024 in Mabhanoyini 2. **Ward 27** ✓ RDP Toilets are not the same as other wards ✓ A concern was also raised on the issue of the installation of water pipes as it was promised long time ago. **Ward 29** ✓ Water scheme to be installed has been suspended as there is an approved water project for ward. ✓ Executive Mayor visited Ward 29 in May 2024, promised due to slow pace of water provision on bulk provision, promised on temporal solution of Water Tanks. Only 2 tanks were provided, 1 trip of water truck delivered water. **Ward 30** ✓ All the Boreholes are not working at Ward 30 **Ward 31** ✓ Request for borehole in ward 31 ✓ Nqabeni borehole must be maintained as there is no water coming out. **Ward 32** ✓ Skhotsheni village must be provided with water,	
Department of Health	**Ward 24** ✓ There is no clinic to accommodate the whole ward, Madiba clinic is too small. ✓ Request for pick up points for people taking chronic medication monthly **Ward 1** ✓ Poor service at OR and Adelaide Tambo Regional Hospital, the hospital board and the management must take full responsibility and municipality to monitor that.	

INSTITUTION	IDP RELATED COMMENTS	PLAN TO RESPOND TO THE ISSUES RAISED
	Ward 6 ✓ Working hours for staff members at Tsawane Clinic must be extended as they close at 11h00 on Fridays ✓ Tsawane Clinic must be renovated and additional of staff is required **Ward 25** ✓ Mobile clinics should be made available at all villages. ✓ Construction of clinic in Xholobeni **Ward 31** ✓ Fence at the clinic need maintenance in ward 31 **Ward 6** ✓ Tsawana Clinic must be renovated and additional staff is required.	
Department of Education	✓ Water tanks at Cwaka JSS were stolen ✓ Assistance of technical high school in ward 25 ✓ Department of Education to allow grade 12 learners to repeat the failed class. ✓ Request for a Central Applications Office in Eastern Cape (CAO) ✓ Scholar transport should be provided for learners traveling from Maqinini to Marheleni. ✓ Mdeni Junior Secondary School suffered a disaster and currently relies on a container as a temporary shelter—further support is urgently needed. ✓ Scholar transport from Dumasi to Baleni sss in ward 25	✓
Eskom	✓ Eskom needs to facilitate and ensure that meters are changed on time because the old meters are causing problems and it is impossible to get hold of Eskom over the phone and they refuse to assist walk-ins. **Ward 13** ✓ An electricity pole that was damaged by a municipal vehicle has not yet been repaired and remains a hazard.	✓

INSTITUTION	IDP RELATED COMMENTS	PLAN TO RESPOND TO THE ISSUES RAISED
	✓ Eskom to provide way forward on the issue of electricity, because it is weak and cannot support the whole village. Transformers need proper maintenance. ✓ New RDP houses do not have electricity, because Eskom said they are far from the meter boxes. ✓ Electricity Inequality: There are electricity issues in the ward, with some houses lacking electricity while nearby homes are fully connected.	
Department of Roads and Transport	**Ward 02** ✓ T Road from Fort Donald be tarred as it is a very busy road. **Ward 15** ✓ Maintenance of DR08120 and DR08239 **Ward 24** ✓ Request to add more people on the "Walking Bus" program because of the increasing number of children. **Ward 29** ✓ On the 29 April 2024 requested speed humps on R61 roads from Pele-Pele to Bulala as Hon Mayor promised that it will be submitted to SANRAL **Other wards** ✓ T112 from Marelane to Fort Donald ✓ T113 from Nkantolo to Slangwe ✓ T116 to Somgungqu to Khanyana Access Road designs complete. ✓ Concern has been raised about the incomplete construction of the R61, which needs to be addressed. ✓ Awareness meetings must be organised by SANRAL regarding Mtentu Project	
Department of Human Settlement	**Ward 05** ✓ Temporal structures are a danger to society because they get blown away by wind and cause more damage, rather the government build an RDP for destitute.	

INSTITUTION	IDP RELATED COMMENTS	PLAN TO RESPOND TO THE ISSUES RAISED
	✓ How long can a person stay with a prefab house before a house is built? **Ward 11** ✓ RDP houses in Lukhalo village **Ward 12** ✓ Request for RDP houses **Ward 15** ✓ Requested for temporal shelters. **Ward 17** ✓ Human settlement to intervene on Njiyela family as they are living in a horrible condition **Ward 18** ✓ Nyaka Village be provided with RDP houses. **Ward 19** ✓ RDP Housing **Ward 20** ✓ Request for RDP Houses **Ward 24** ✓ Request for RDP Houses. **Ward 27** ✓ RDP houses left unattended in 4 villages. ✓ Completion of Thusong Center be completed **Ward 28** ✓ Request for RDP houses in Sidanga, especially for destitute, Request for temporal structures for destitute. **Ward 29** ✓ Reported project had 150. 36 not completed (25 no roof, 11 never started). incomplete units, created crime area. ✓ Human Settlement established the local committee and never came back. **Ward 31** ✓ RDP houses in Dyifani village	
DRDAR	**Ward 18**	

INSTITUTION	IDP RELATED COMMENTS	PLAN TO RESPOND TO THE ISSUES RAISED
	✓ Support of farmers in terms of providing with seedlings and feeds must be done. ✓ Request for seeds to be given to communities so that they can plant vegetable gardens to eliminate poverty.	
Department of Social Development	✓ Request for soup kitchen in Ward 15	✓
Department of SAPS	**Ward 1** ✓ Requested for visibility of SAPS personnel in town, especially during grant pay-out days.	

Annual Report 2024/2025 Public Consultation

Annual Report Public Consultations were conducted in Ward 01 on the 13th of March (Clustering ward 1,4,5,6,7,12,13,14,15,16,17,18,19,20,21,22,23,24,25,26,27,28,29,30,31 & 32) and on the 17th March 2025 at Ward 09 (Clustering ward 2,3,8,9,10,11)

DATE	WARD NUMBER	COMMENTS
13 /03/2025	1	• Potholes to the entire CBD roads, • Leaking sewerages in town must be fixed. • TCT project at Extension 4 not completed. • Sewer dam leaking to Mhlanga river, this must be treated as the matter of urgency. • High masters around town must be installed as crime rate is too high especially during the night.
	4	• Dam next Tankini at Ludeke village must be closed as this affect the villagers in terms of drowning of kids and affect nearby houses. • Marelane to Mabutho Access road must be maintained. • Families affected during heavy storms must be assisted with shelters. • An update on the construction of the hub at Mazweni village.
	5	• Disaster houses in the whole ward. • Community still waiting for RDP Houses. • Electrification - Extension in the whole ward. • Gwala Access road need to be maintained. • Mmangweni Access road need to be maintained.
	6	• RDP Houses for the entire ward. • Access Roads – Mgungundlovu and Disani Access roads to be constructed.

DATE	WARD NUMBER	COMMENTS
		• Mpindweni and Access Road from Bargain to Sithetho need to be maintained. • Guqa Access Road be maintained.
	7	• Mzamba, Skotoyi, Nompumalanga Access Roads need to be maintained • Electrification - Extensions to the entire ward are needed.
	12	• Mapheleni Access Road. • RDP houses to the entire ward especially for those that were affected.
	13	• Disaster houses to the affected families • Ngcingo, Khosho and Mathwebu villages be provided with water. • Ngcingo to Gagashe Access Road need to be maintained. • Mthentu T Road need heavy maintenance. • Addition of electricity transformers at Didi Village.
	14	• RDP to the entire ward must be constructed. • Toilets to the new dwellings. • Construction of Cenga to Njiyela vigin road. • Qadu to Mbokodweni, Qadu to Mnyani. • Mbongweni School to Maqedeni Access Road to be constructed.
	15	• Mhlabomnyama via Makhalweni to Plangweni Access Road must be constructed. • Lukhewini via Amandengane Police Station to Hlongwe Access Road must be constructed. • Nteyi to Mzimvubu Access Road must be constructed. • Maintenance of Mzinto Access Road. • Lusindisweni Village, those who qualify must be provided with temporal structures. • Extension of Makhosonke Water schemes. • Provision of VIP toilets at to the entire ward. • Construction of the Pre-School at Makhosonke Village. • Ziqwayi to Bhekiyeza Access Road be constructed.
	16	• Unemployment of youth. • Bhushongweni, Ntlalo Dlangezwa, Manzamnyama need heavy maintained. • RDP Houses. • Extension to the households without electricity. • Bholorweni, Welakabini, Mkhasweni to Cangci, Mnyameni to Ndlovimile walking bridges • Hlabathi water scheme not functioning.
	17	• Khushi Access road need to be maintained as it was affected by heavy rains. • 3 Homeless families need temporal structures. • Mdledle to Somi, Slangwe via to Senzo, Jay to Mthumezi, Ntsingizi School to Magidela virgin roads must be constructed.

DATE	WARD NUMBER	COMMENTS
		• Electrification of new households.
	18	• Plangweni to Mpunzi to be tarred. • Mbandane,Khanyisani, Mabuya and Dandi Access Roads to be maintained. • Unfinished housing project. • Shortage of water and toilets to the entire ward.
	19	• Virgin roads- Lityeni to Mqeni and Mnga via Mevatho be constructed. • Water crisis to the entire ward. • T116 need maintenance. • Extension and infills.
	20	• Nongeke, Madadana, Ntakana to Dindi and Ethridge need to be maintained. • Water schemes are not functioning at Madadana. • Temporal structures to the families with no shelters
	21	• Greenville to Maqasha Access Road must be maintained. • Langalethu Community Hall as affected during heavy winds must be maintained.
	22	• Provision of water to the ward. • Cele Access Road be maintained. • Buthongweni virgin road
	23	• Marina, Vulindlela, Seaview Access Roads needs to be maintained. • No water the entire ward.
	24	• Water crisis to the entire ward. • Srasheni Access Road to be maintained. • 50 houses at Reformed and 50 houses at Sirasheni villages, this project must be implemented.
	25	• Gcinisizwe Access Road be graded. • Mgwede Access Road be maintained since 2008 • Mdingi bridge eroded need to be fixed. • Bhekela Access Road with dams need to be fixed. • Mnyameni bridge to Xolobeni be maintained. • Sikhombe not accessible, need to be maintained. • T122 affected by disaster must be maintained. • Dumasi Access road must be maintained. • 2 Gcinisizwe 3 Phandulwazi RDP Houses must be built. • Pedestrian crossing bridge at Mgodini to Ndlovimiile school.
	26	• Nkululekweni Access Road to be constructed. Kuphumleni virgin road be constructed.

DATE	WARD NUMBER	COMMENTS
		• R61 to Malola, Plangweni via Isikelo Clinic to Thandabantu SPS Access Roads to be maintained.
	27	• Uncompleted Access road Cabane to Krestu • T113 must be maintained • Mgcogceni and Mlambondaba must be constructed. • Tar road from Nkantolo to Qobo Clinic. • Extension and toilets to the new dwelling.
	28	• Lundini bridge need heavy maintenance. • T-road from Qotyana to Mngungu must be maintained, • Water to be provided to the entire ward. • Provision of water tanks at Gumzana village as there is no access to water.
	29	• Water and sanitation • Extension to those households who do not qualify for infills. • Pelepele to Zwelethu be mantained,
	30	• Part of Ntsimbini T Road be provided with a slab • Water to be provided to the entire ward. • Kopana Access Road be maintained. • RDP houses be constructed to the entire ward. • Update on tarring of Mthentu to Mbongweni TRoad is needed.
	31	RDP houses must be constructed Sport ground must be maintained
	32	Skhosheni to Mkhune, Xesibe, Ngedle to Biztown, Nikhwe to Ntilini must be maintained. Part of Dindini T - Road need a slab as that part is very steep. Provision of toilets by ANDM
17 March 2025	2	• Electricity - Extensions to the whole ward. • Mafadobo,Mbuthweni, Laleni,Nokhatshile,Mbojeni,Ntamonde have no access to water.
	3	• Makabaludaka,Nombane, Longweni and Mbiba • Qhabangeni Access road must be constructed. • Electrification- extensions especially new Households.
	8	• Matyeni to Bhukuveni must be maintained. • Dinda virgin road must be constructed. • Toilets to all villages.
	9	• Access Road from Mphetshwa to the Community Hall. • Tshuze to eNtabeni virgin road must be constructed. • Water scheme at Gwabeni must be maintained • Tshuze Access Road must be maintained.

DATE	WARD NUMBER	COMMENTS
		• Maintenance of the Gcinilizwe Community Hall
	10	• Mcetheni Access Road must be maintained. • RDP Houses to the entire ward.
	11	• Giniswayo, Pelepele, Mandlobe, Sgodlweni Access Roads need to be maintained as they were affected by floods.

3.4 IDP Participation and Alignment

The 2025 - 2026 IDP process plan was developed with scheduled activities and time frames as per Section 28 of the Local Government Municipal Systems Act of 2000 and it was approved by council on the 29th August 2024. The review process followed the legislative prescripts with regards to the community involvement and participation in the review of IDP and the 2025 – 2026 IDP document have conformed to the core components of the IDP as prescribed in Section 26 of the Local Government Municipal Systems Act of 2000.

In compliance with section 17 of the Municipal Systems Act, during the year under review the municipality established the following appropriate mechanisms, process and procedures to enable the local communities to participate in the affairs of the municipality: -

- IDP Representative Forum;
- Mayoral Outreaches to communities and Stakeholders;
- Mayor's conversations with different stakeholders;
- Ward Community & Ward Committee meetings convened by Councillors;
- Newspaper advertisements and notices;
- Making the IDP document available to all members of the public;
- Information dissemination through the WMMLM quarterly newsletter;
- Sector specific for a, namely, LED Forums, Local Communicators Forum.

The role of stakeholders is outlined as followes:

STAKEHOLDER	COMPOSITION AND RESPONSIBILITY
Winnie Madikizela-Mandela Local Council	The Winnie Madikizela-Mandela Municipal Council is the ultimate political decision-making body of the municipality and the Council has the responsibility to: • consider and adopt the IDP Process Plan & time schedule for the preparation, tabling & approval of the annual budget; • consider and adopt the IDP and annual Budget; • ensure the municipal budget is coordinated with and based on the IDP; • adopt a Performance Management System (PMS) Monitor progress and IDP implementation

STAKEHOLDER	COMPOSITION AND RESPONSIBILITY
The Executive Committee of Winnie Madikizela-Mandela Local Municipality	The Executive Committee of Winnie Madikizela-Mandela Local Municipality have the ultimate responsibility for the preparation and implementation of the IDP, Budget & Performance Management. The EXCO is responsible for: • for the overall oversight, development and monitoring of the process or delegate IDP & PMS responsibilities to the Municipal Manager; • ensure that the budget, IDP & budget related policies are mutually consistent & credible; • Submit the revised IDP & the Annual Budget to the municipal Council for adoption.
Ward Councilors, Traditional & Ward Committees	Ward Councillors are the major link between the municipal government and the residents. As such, their role is to: - • link the planning process to their constituencies and/or wards; • ensure communities understand the purpose and the key mechanisms of the IDP, Budget process, Performance Management and are motivated to actively participate; • facilitate public consultation and participation within their wards. • provide feedback to their communities on the adopted IDP and Budget.
The IDP, PMS & Budget Steering Committee	The IDP/PMS Steering Committee will be established to provide technical guidance over the IDP/Budget & PMS review. An IDP Steering Committee that would function, as a technical working team shall be composed of the following members:- • Municipal Manager (Chairperson) • Municipal Management Team • Senior Managers from Sector Departments • Secretariat from IDP & PMS Unit
The Municipal Manager	The Municipal Manager has the responsibility to provide guidance and ensure that the administration actively participates and supports the development and review of the IDP and Budget and works towards its implementation.
Directorates & Departments	Directorates and Departments are responsible for sector planning and for the implementation of the IDP. The participation of all Departments is thus critical and they: - • provide technical / sector expertise and information, throughout the IDP Budget process; • ensure that the review process is participatory, integrated, strategic, implementation-oriented, budget linked and aligned with and satisfies sector planning requirements;
Representative Forum and Community Stakeholders	The IDP/ PMS/ Budget Representative Forum constitutes the structure that institutionalizes sectoral participation in the IDP Process. The members of the IDP Representative Forum include Business, Traditional leaders Government& NGO sectors (as well as political and technical leaders of the IDP Clusters).

STAKEHOLDER	COMPOSITION AND RESPONSIBILITY
	The Mayor or her nominee chairs the Forum. The Forum represents the interests of their constituents in the IDP processes.
Budget Steering Committee: Shall be constituted as follows: The Mayor The Chairperson – Finance Standing Committee The Municipal Manager All Senior managers Managers IDP & PMS	The primary aim of the Budget Steering Committee is to ensure: - • that the process followed to compile the budget complies with legislation and good budget practices; • that there is proper alignment between the policy and the service delivery priorities set out in the municipality's IDP and the budget, taking into account the need to protect the financial sustainability of the municipality; • that the municipality's revenue and tariff setting strategies ensure that the cash resources needed to deliver services are available; and • that the various spending priorities of the different municipal departments are properly evaluated and prioritised in the allocation of resources.

The IDP document for the 2025 – 2026 financial year was adopted by council on the 30th May 2025. The alignment of the 2025 - 2026 IDP document with the performance contracts of section 57 managers as well as the Provincial Key Performance Indicators on the 12 outcomes particularly outcome 9 is tabulated in the table below: -

NO.	CRITERIA	N/Y	COMMENTS
1	Does the Municipality have Impact, outcome, input Indicators	Yes	Municipality doesn't have Impact Indicators
2.	Does the IDP have Priorities, objectives, KPIs and Development Strategies	Yes	
3.	Does the IDP have Multi Year targets	Yes	
4.	Are the above aligned and calculated into a score	Yes	
5.	Does the budget align directly to the KPIs in the IDP	Yes	
6.	Do IDP KPI's align to Section 57 managers contracts	Yes	
7.	Do KPIs lead to the functional area KPIs as the SDBIP	Yes	
8.	Do the IDP KPIs align with Provincial KPIs on 12 outcomes particularly outcome 9	Yes	
9	Were the Indicators communicated with the public	Yes	
10	Were the quarterly reports submitted to Council at stipulated time frames	Yes	

4. COMPONENT D: CORPORATE GOVERNANCE

4.1 Risk Management

Risk Management Committee (RMC) of Winnie Madikizela Mandela Local Municipality was established as Council resolved. Accounting Officer appointed Risk Management Committee in line with the Public Sector and SALGA Risk Management Frameworks. The membership of the Risk Management Committee comprises both management and external members with the necessary blend of skills, competencies and attributes.

Furthermore, the Accounting Officer appointed departmental Risk Champions who assist and facilitate risk management processes.

The chairperson of the Risk Management Committee, as required by the Public Sector and SALGA Risk Management Frameworks, is an independent external person. The roles and responsibilities of the Risk Management Committee formally defined in a charter approved and the adopted by the Council.

The Risk Management Committee is functional and accordingly and reviews its charter annually and/or as and as often as possible. There is an approved schedule of meetings for 2024-25 and where planned meetings sit on a quarterly basis.

There are governance policies from which the Committee is operating that are adopted by Council. These policies are:

- Risk management policy;
- Risk management strategy;
- Risk management implementation plan;
- Fraud Prevention Policy and Implementation Plan;
- Risk Management Charter; and
- Risk appetite and tolerance.

The RMC evaluates the extent and effectiveness of integration of risk management within the Municipality. The Internal Audit facilitated risk assessment workshop whereby strategic and operational risk registers and risk management report were produced. Based on the rating of risks identified, the municipality was able extract the top ten risks facing the municipality. The top ten (10) risks faced by the Municipality were identified as follows:

1. Inadequate planning to reduce the construction backlog of access roads that may lead to non-compliance with DoRA and limited resource allocations from grant funding.
2. Poor response time to events of disasters.
3. Unauthorised use of natural resources (Land, marine and general).
4. Inability to attract, maintain and retain professional and qualified personnel.
5. Unauthorised access to municipal ICT system that may lead to data corruption, loss of data and non-availability of network systems.
6. Weak financial viability due to poor collections of long outstanding debtors.
7. Negative audit outcomes due to non-compliance with legislative requirements.
8. Inadequate plans to manage the negative impact of climate change on the local agricultural economic sector.
9. Non-credible IDP reviews due to inadequate stakeholder consultations due to political instability and the non-sitting of IGR structures.
10. Inability to deliver/meet the strategic objectives as contained in the IDP.

4.2 Anti-Corruption and Fraud Management

The Anti-Corruption and Fraud Management within the Winnie Madikizela Mandela Local Municipality is sitting under Internal Audit Unit. The Unit on a yearly basis conducts the fraud awareness campaigns to all employees and Council twice a year.

The Fraud Prevention policy exists and was adopted by Council as well as fraud prevention plan. All reported cases of fraud and corruption are investigated and resolved based on the outcome of investigations. The Municipality does not have its own fraud hotline where cases of fraud can be reported on by this platform.

The fraud anti-corruption policy applies to all fraud, corruption, theft, maladministration or suspected irregularities involving the following persons or entities: -

- All employees of the municipality;
- Councillors;
- Consultants, suppliers, contractors and other providers of goods or services to the Municipality; and
- Any other parties receiving benefits from the Municipality.

The Winnie Madikizela Mandela Local Municipality Fraud Prevention Plan comprises of five pillars, namely;

- Prevention of Fraud and Corruption;
- Detection of Fraud and Corruption;
- Investigation of Fraud and Corruption;
- Resolution of Fraud and Corruption; and
- Maintenance and evaluation of the Fraud Prevention Plan.

4.3 Internal Audit/Audit committee and Compliance

The audit committee as an independent advisory committee is required in terms of s166 of the Municipality Finance Management Act to among others, perform functions required by the Act in line with the terms of reference document into Audit Committee Charter.

As provided for in terms of section 166(2) of the MFMA, the municipality had an audit committee established to address matters relating to the compliance, performance and internal controls assurance and any other activity the council may deem necessary. These matters include amongst others the following:

- Governance, Ethics, and policies and procedures;
- Assessment of the effectiveness of Internal Controls;
- Performance management; and
- Risk Management.

The Council established the Audit Committee and appointed five independent members outside the employ of the municipality. It is functional with its independent members selected from different areas of expertise to enhance the audit committee's overall knowledge of the municipality or entity and the ability to discharge its obligations and provide appropriate recommendations to the council. Audit Committee terms of reference was adopted by Council in executing their responsibilities as set in the approved Audit Committee Charter.

4.4 Effectiveness of Internal and External Auditors

The Municipality is required to have an internal audit function in terms of section 165 (1) of the Municipal Finance Management Act no 56 of 2003 ("MFMA"). This requirement is re-enforced by the recommendations of the King IV Report on Corporate Governance.

The Municipality has functional Internal Audit unit with four (4) permanent warm bodies which is Manager: Internal Audit, Senior Internal Auditor, Junior Internal Auditor, Internal Audit Clerk and two (2) contract employees being Internal Audit Interns. The Internal Audit function was not adequately resourced in considering seriousness of additional functions such as Risk management and the nature of its operations.

Risk based audit coverage plan, and internal audit strategy was approved by both management and Audit Committee. The Internal Audit Unit completed its annual audit activities, presented its audit findings to Management and Audit Committee.

The Audit opinions for the past three years were clean audits for 2020/2021, 2021/22 and 2022/23 financial years and unqualified for 2023/24. After the final audit report received from the Office of the Auditor General, follow up

procedures were implemented by internal audit in ensuring the implementation of action plan prepared by management to address issues raised by Auditor General.

4.5 Websites

Winnie Madikizela Mandela Local Municipality website is up and running, URL: https://www.winniemmlm.gov.za. ICT is responsible for compliance on the website in terms of legislations and laws applicable to municipal websites. The role of Winnie Madikizela-Mandela LM website, as a platform for information dissemination, participation and disclosure has been significantly catered for in various pieces of legislation.

4.6 Supply Chain Management

General Procurement Guidelines

Government issued the General Procurement Guidelines not only as a prescription for standards of behaviour, ethics and accountability, which it requires of its public service, but also as a statement of their commitment to a procurement system enabling the emergence of sustainable small, medium and micro businesses. These SME's will add to the common wealth of the country and its objective of enhanced economic and social well-being for the entire people.

Winnie Madikizela-Mandela local Municipality complies with the Supply Chain Management policy which was adopted by the Council Resolution of Winnie Madikizela-Mandela local Municipality on the 30th of May 2024. The supply chain section also complies with the supply chain management regulations which are promulgated on 2005 and revised in 2022.

Developments on the Components of Supply Chain Management

- Demand management
- Acquisition management
- Database management
- Logistics management
- Asset and Disposal management
- Risk management
- Demand Management

The Supply Chain Management Section is enforcing the implementation of cross-functional teams to engage in a progressive procurement of goods and services. The use of the cross-functional team will lessen the procurement of goods and services that are not budgeted for. This exercise will also assist in planning for a fair, equitable, transparent, and competitive and cost of effective procurement.

The Winnie Madikizela-Mandela local Municipality demand management system seeks to ensure that the resources required supporting the strategic and operational commitments of the municipality are well reflected on demand management system. The supply section will make sure that all procurement is done according to the requirements of the IDP.

The supply chain management section enforces the demand management that translates the multi-year business plan of the municipality into current and future needs and to cost and budget for it.

The following is available structure of a cross-functional team:

- Manager: Supply Chain Management
- 2 X Supply Chain Management Officers
- Relevant end-user
- Financial specialist
- Information technology specialist

The supply chain section is committed in determining the optimum methods to satisfy needs. We would then make a consideration of the following:

- Calculate the lifecycle of cost of each commodity
- Determine cost saving levers
- Quicker and more effective and efficient procurement

- Just-in-time principle
- Value for money
- Term contracts for repetitive requirements
- Streamlined procedures and control measures
- Early payments
- Determine the total cost of ownership

The turn-around time for the pre-requisitions submitted to the supply chain management section is three days. This would be more effective because of the processes of requisition that has been centralized to the supply chain management section. However, there are still delays in this regard. This is a result of incapacity of local suppliers to respond to the requests for quotations in time.

Acquisition Management

To improve the system of acquisition management the following should be taken into consideration:

- Goods and services are only be procured in accordance with authorized procurement processes.
- Procurement of goods and services, either through quotations or through bidding process, must be within the threshold values as determined by National treasury and the municipality's supply chain management policy.

Range of Procurement

STRUCTURE OF APPROVAL		
GOODS/SERVICE VALUE	**PROCUREMENT METHOD MINIMUM**	**APPROVAL AUTHORITY**
R 0 – R2000	One Written Quote	Department Manager
R2001 – R30 000	Three Written Quotations	Department Senior Manager
R30 001 – R300 000	7 days advert on Notice Board and via Website (Competitive Bidding)	Accounting Officer or delegated official
R300 001 – R50 Million	Competitive Bidding Process	Accounting Officer
Above R50 Million	Competitive Bidding Process	Accounting Officer

1) Goods and services may only be procured by way of –

   a) one written quotation for procurement transactions with a value up to R2 000 (Incl. VAT);

   b) three written quotations for procurement transactions with a value over R2 001 (Incl. VAT) up to R30 000 (Incl. VAT);

   c) formal written price quotations for procurement transactions valued over R30 001 (Incl. VAT) up to R300 000 (Incl. VAT); and

   d) a competitive bidding process for –

      i. procurement transactions with a value above R300 000 (Incl. VAT); and

      ii. the procurement of long-term contracts.

2) The Accounting Officer may, in writing -

   a) lower, but not increase, the different threshold values specified in sub-clause (1);

   b) or b) direct that –

      i. written quotations be obtained for any specific procurement of a transaction value lower than R2 000 (Incl. VAT);

      ii. formal written price quotations be obtained for any specific procurement of a transaction value lower than R30 000 (Incl. VAT); or

iii. a competitive bidding process be followed for any specific procurement of a transaction value lower than R300 000 (Incl. VAT).

3) Goods or services may not deliberately be split into parts or items of a lesser value merely to avoid complying with the requirements of the policy. When determining transaction values, a requirement for goods or services consisting of different parts or items must as far as possible be treated and dealt with as a single transaction. Sundry payments-

a) The following line items are not required to be procured through the SCM process. The end user to complete and submit the sundry documents with the original invoice to the SCM unit to check for legal compliance:

WW	Purchase of specialised Library equipment & books
Bursaries and student practical work	Bank Charges
Compensation for injuries and diseases	Election Activities
Postage	Licence fees
Conferences/Professional meetings (S & T)	Mayoral donations
Donations/grants by Council	Membership fees
Advertisements	Medical expenses not on contract
Telecommunications (Telkom)	Nutritional care
Reference books and magazines	Eskom
Ward committee allowances	Inter-departmental charges
All employee/Councillors related costs	Artists
Research by Council for Scientific and Industrial Research	Services of professional bodies in the republic

a) Fixed term service contracts appointed through the formal bid process where it is difficult to identify beforehand what the total quantity of work will be done on sundry payments (e.g. maintenance of tarred roads, vacuum tank services, Maintenance of sewer pipelines, etc.) clearly marked with the bid number.

b) Purchases less than R2 000-00 (vat inclusive) for emergency situations may be sourced directly from vendors listed on the Winnie Madikizela-Mandela Local Municipality supplier database and paid by Sundry payment with the approval of the HOD and CFO/Director: Expenditure. All the above requests must be signed by the requestor, the HOD and CFO/delegate.

c) All other fixed contracts and items not on contract must follow the relevant SCM processes and systems.

d) No orders will be amended to include extra work not authorised through the correct processes and therefore the orders will not be cancelled to accommodate such work or payments. Any additional work/services must be requested through the correct SCM process and a new order be printed for approval by the HOD and CFO/delegate.

4.7 Awarded Tenders

The table below shows all tenders that were awarded during the 2024/25 financial year

NO	SUCCESSFUL TENDERER	AMOUNT	TENDER NO	DESCRIPTION	DATE AWARDED	END USER DEPARTMENT
1	Masilo Castlehill JV	Rates	WMM-LM 00062	Panel of Service Providers for the Construction of Gravel,Roads,Bridges and all Stormwater related works for a period of 18 months	Wednesday, 17 July 2024	Engineering Services
2	Vitsha Trading	Rates	WMM-LM 00062	Panel of Service Providers for the Construction of Gravel,Roads,Bridges and all Stormwater related works for a period of 18 months	Wednesday, 17 July 2024	Engineering Services
3	LG Construction	Rates	WMM-LM 00062	Panel of Service Providers for the Construction of Gravel,Roads,Bridges and all Stormwater related works for a period of 18 months	Wednesday, 17 July 2024	Engineering Services
4	Mvumeza Construction	Rates	WMM-LM 00062	Panel of Service Providers for the Construction of Gravel,Roads,Bridges and all Stormwater related works for a period of 18 months	Wednesday, 17 July 2024	Engineering Services
5	Mvi Construction and Maintenance	Rates	WMM-LM 00062	Panel of Service Providers for the Construction of Gravel,Roads,Bridges and all Stormwater related works for a period of 18 months	Wednesday, 17 July 2024	Engineering Services
6	Siti Cargo cc	Rates	WMM-LM 00062	Panel of Service Providers for the Construction of Gravel,Roads,Bridges and all Stormwater related works for a period of 18 months	Wednesday, 17 July 2024	Engineering Services
7	Eyethu Projects and Plant Hire	Rates	WMM-LM 00062	Panel of Service Providers for the Construction of Gravel,Roads,Bridges and all Stormwater related works for a period of 18 months	Wednesday, 17 July 2024	Engineering Services
8	Kara SA	Rates	WMM-LM 00062	Panel of Service Providers for the Construction of Gravel,Roads,Bridges and all Stormwater related works for a period of 18 months	Wednesday, 17 July 2024	Engineering Services
9	Nikhwe Group	R 4 675 814,60	WMM LM 24/08/23/01 BMM	Bizana Mini Market Phase 2	Monday, 01 July 2024	Engineering Services
10	CrossCheck Information Bureau Pty Ltd	Rates	WMM-LM 13/09/23/05 IVR	Indigent Register data Management verification for 36 Months	Monday, 26 August 2024	Community Services
11	ODG Technologies Pty Ltd	Rates	WMM 000 103 TCE	Panel of Service Providers Turnkey Contract	Monday, 26 August 2024	Engineering Services

NO	SUCCESSFUL TENDERER	AMOUNT	TENDER NO	DESCRIPTION	DATE AWARDED	END USER DEPARTMENT
12	Ubuhle bempisi Consulting	Rates	WMM LM 31/05/22/06 MDP	Multi Dscipline Panel of Consultans for a period of 3 years	Monday, 26 August 2024	Engineering Services
13	VHB Associates	Rates	WMM LM 31/05/22/06 MDP	Multi Dscipline Panel of Consultans for a period of 3 years	Tuesday, 27 August 2024	Engineering Services
14	Gijima KM Security Services	Rates	WMM LM 000 101 PSS 36M	Private Security for 36 Months	Thursday, 29 August 2024	Community Services
15	Black Dot Property Consultants	R 1 400 000,00	WMM LM 00013 GVR	General Valuation Roll	Thursday, 26 September 2024	LED
16	Conlog	Rates	WMMLM 00088 PVMS	Multi Utility Online Prepaid Electricity Vending Management System	2024/09/20+F23	Budget and Treasury
17	Amantlele Trading Company	Rates	WMM LM 00064 HSS 36M	Honey Sucking Services for 36 Months	Tuesday, 26 November 2024	COMMUNITY SERVICES
18	Eco South Partnership	R 1 329 459,80	WMM LM 000108 SMP	Surveying of Municipal Properties	Tuesday, 26 November 2024	Planning and development
19	ML Industries (PTY) LTD	R 585 000,00	WMM LM 00016	Spatial Development Framework	Tuesday, 26 November 2024	Planning and development
20	Manyobo Group	Rates	WMM LM 00062	Construction of Gravel Roads, Bridges and All Stormwater Related Works for 18 Months	Friday, 29 November 2024	Engineering Services
21	Athindura Trading	Rates	WMM LM 00062	Construction of Gravel Roads, Bridges and All Stormwater Related Works for 18 Months	Friday, 29 November 2024	Engineering Services
22	Wosa Nawe Trading 16	Rates	WMM LM 00062	Construction of Gravel Roads, Bridges and All Stormwater Related Works for 18 Months	Friday, 29 November 2024	Engineering Services
23	Nase Construction	Rates	WMM LM 00062	Construction of Gravel Roads, Bridges and All Stormwater Related Works for 18 Months	Friday, 29 November 2024	Engineering Services
24	Mabozela Trading and Enterprise	Rates	WMM LM 00062	Construction of Gravel Roads, Bridges and All Stormwater Related Works for 18 Months	Friday, 29 November 2024	Engineering Services
25	Kaazi Engineering Group	Rates	WMM LM 00062	Construction of Gravel Roads, Bridges and All Stormwater Related Works for 18 Months	Friday, 29 November 2024	Engineering Services
26	NSG 122011 Trading Enterprise	Rates	WMM LM 00062	Construction of Gravel Roads, Bridges and All Stormwater Related Works for 18 Months	Friday, 29 November 2024	Engineering Services

NO	SUCCESSFUL TENDERER	AMOUNT	TENDER NO	DESCRIPTION	DATE AWARDED	END USER DEPARTMENT
27	Vuyile Xolie Construction and Civil	Rates	WMM LM 00062	Construction of Gravel Roads, Bridges and All Stormwater Related Works for 18 Months	Friday, 29 November 2024	Engineering Services
28	PMB Projects	Rates	WMM LM 00063	Appointment for Panel of Service Providers for Maintenance of Roads for a period of 18 months	Friday, 29 November 2024	Engineering Services
29	Last Number Jv Isizwe Samalanaga	Rates	WMM LM 00063	Appointment for Panel of Service Providers for Maintenance of Roads for a period of 18 months	Friday, 29 November 2024	Engineering Services
30	Camlulo T/A Eyethu Porjects and Plant Hire	Rates	WMM LM 00063	Appointment for Panel of Service Providers for Maintenance of Roads for a period of 18 months	Friday, 29 November 2024	Engineering Services
31	Wosa Nawe Trading 16	Rates	WMM LM 00063	Appointment for Panel of Service Providers for Maintenance of Roads for a period of 18 months	Friday, 29 November 2024	Engineering Services
32	Athindura Trading	Rates	WMM LM 00063	Appointment for Panel of Service Providers for Maintenance of Roads for a period of 18 months	Friday, 29 November 2024	Engineering Services
33	Siti Cargo cc	Rates	WMM LM 00063	Appointment for Panel of Service Providers for Maintenance of Roads for a period of 18 months	Friday, 29 November 2024	Engineering Services
34	NSG 122011 Trading Enterprise	Rates	WMM LM 00063	Appointment for Panel of Service Providers for Maintenance of Roads for a period of 18 months	Friday, 29 November 2024	Engineering Services
35	Mabozela Trading and Enterprise	Rates	WMM LM 00063	Appointment for Panel of Service Providers for Maintenance of Roads for a period of 18 months	Friday, 29 November 2024	Engineering Services
36	Imibongo Engineering (PTY) LTD	Rates	WMM LM 00063	Appointment for Panel of Service Providers for Maintenance of Roads for a period of 18 months	Friday, 29 November 2024	Engineering Services
37	XS Dollz	R 4 173 243,52	WMM LM 000104 W16 CM	Construction Of Ward 16 Community Hall	Wednesday, 11 December 2024	Engineering Services
38	XS Dollz	R 4 173 243,52	WMM LM 000104 W16 CM	Construction Of Ward 32 Community Hall	Wednesday, 11 December 2024	Engineering Services
39	Bakone Steel Manufacturers	R 3 228 550,00	Transversal Contract-RT57	Refuse Compactor Truck -RT57	Wednesday, 04 December 2024	Community Services
40	Aphiwe Qhamani Group Society PTY LTD	Rates	WMM LM 000900 MS WMM LM	Maintenance of Solar in WMM LM wards for 36 Months	Monday, 13 January 2025	Community Services

NO	SUCCESSFUL TENDERER	AMOUNT	TENDER NO	DESCRIPTION	DATE AWARDED	END USER DEPARTMENT
41	IBC FORENSIC AND RECOVERY PTY LTD	Rates	TRANVERSAL CONTRACT-RT27-2024)	DEBT COLLECTION SERVICES		
42	Eco South Partnership NPC	R 1 691 650,00	WMM LM 000107 DSTRP	Development of small Town Revitalization Plan	Thursday, 06 February 2025	Development Planning
43	Banabanzi Projects (Pty) Ltd	R 590 000,00	WMM-LM 22/10/24/01 DMP	Reviewal of Disaster Management Plan	Thursday, 06 February 2025	Community Services
44	ML Industries (Pty) Ltd	R 460 000,00	WMM LM 19/04/23/02/ CCP	Development of Wild Coast Precinct Plans	Thursday, 06 February 2025	Development Planning
45	Nikhwe Group	Rates	WMM-LM 22/10/24/02 EDS	Rehabilitation and Maintnance of EXT 3 Dumping Site	Thursday, 06 February 2025	Community Services
46	JNW Trading	R 398 100,00	WMM LM 000112 S&D FE&M	Supply and Delivery of Fishing Equipment and Material	Tuesday, 18 February 2025	Development Planning
47	JNW Trading	R 2 355 145,00	WMM LM 00013 S&CBMSMES &I	Support and Capacity Building of SMES and Incubates	Tuesday, 18 February 2025	Development Planning
48	Mvumeza Construction	R 12 881 912,45	WMM LM 00062-MIG Roads	Construction of Mtamvuna to Ndayingana Via Mabheleni Access Road	Wednesday, 12 March 2025	Engineering Services
49	ODG Technilogies	R 748 605,00	RFQ-Pre Engineering 2025/26	Pre and Construction Monitoring of 2025/26 Households Connection at Nomlacu Village	Wednesday, 12 March 2025	Engineering Services
50	Thake Electrical	R 1 886 775,00	RFQ-Pre Engineering 2025/26	Pre and Construction Monitoring of 2025/26 Households Connection at Zizityaneni Village	Wednesday, 12 March 2025	Engineering Services
51	ODG Technilogies	R 877 535,00	RFQ-Pre Engineering 2025/26	Pre and Construction Monitoring of 2025/26 Households Connection at Kwa Jali Village	Wednesday, 12 March 2025	Engineering Services
52	Thake Electrical	R 630 000,00	RFQ-Pre Engineering 2025/26	Pre and Construction Monitoring of 2025/26 Households Connection at Msarhweni Village	Wednesday, 12 March 2025	Engineering Services

NO	SUCCESSFUL TENDERER	AMOUNT	TENDER NO	DESCRIPTION	DATE AWARDED	END USER DEPARTMENT
53	Ubuhle Bempisi Consulting Engineers	R 1 501 758,31	Consultants of 2025-26 MIG Projects	Monti to Ntsimbini A ccess Road	Friday, 04 April 2025	Engineering Services
54	Ubuhle Bempisi Consulting Engineers	R 770 875,59	Consultants of 2025-26 MIG Projects	Vuyisile to Ntsingizi Access Road	Friday, 04 April 2025	Engineering Services
55	Ubuhle Bempisi Consulting Engineers	R 867 364,50	Consultants of 2025-26 MIG Projects	Ntsingizi to Mbenya Access Road	Friday, 04 April 2025	Engineering Services
56	Ubuhle Bempisi Consulting Engineers	R 1 086 291,59	Consultants of 2025-26 MIG Projects	Ngcingo to Matwebu Access Road	Friday, 04 April 2025	Engineering Services
57	Ziinzame Consulting Engineers	R 993 026,88	Consultants of 2025-26 MIG Projects	Mgwede(Mosco)Access Road	Friday, 04 April 2025	Engineering Services
58	Ziinzame Consulting Engineers	R 777 340,51	Consultants of 2025-26 MIG Projects	Garhane Access Road	Friday, 04 April 2025	Engineering Services
59	Ziinzame Consulting Engineers	R 822 721,25	Consultants of 2025-26 MIG Projects	Mbhatshe Access Road	Friday, 04 April 2025	Engineering Services
60	Ziinzame Consulting Engineers	R 577 950,92	Consultants of 2025-26 MIG Projects	Ward 16 to Hub Access Road	Friday, 04 April 2025	Engineering Services
61	Ubuhle Bempisi Consulting Engineers	R 704 357,21	Consultants of 2025-26 MIG Projects	Ward 8 Road to Hub Access Road	Friday, 04 April 2025	Engineering Services
62	Ubuhle Bempisi Consulting Engineers	R 1 127 685,97	Consultants of 2025-26 MIG Projects	Mbuthweni to Nokhatshile Access Road	Friday, 04 April 2025	Engineering Services
63	Siiti Cargo	R 4 248 280,95	RFQ's WMM LM 0063	Maintenance of Qobo to Gubethuka Access Road	Friday, 04 April 2025	Engineering Services

NO	SUCCESSFUL TENDERER	AMOUNT	TENDER NO	DESCRIPTION	DATE AWARDED	END USER DEPARTMENT
64	Imibongo Engineering	R 1 848 978,64	RFQ's WMM LM 0063	Maintenance of Andile to Mbhongweni Access Road	Friday, 04 April 2025	Engineering Services
65	Mabozela Trading	R 3 973 147,38	RFQ's WMM LM 0063	Maintenance of Gwabeni Access Road	Friday, 04 April 2025	Engineering Services
66	Mabozela Trading	R 2 672 158,58	RFQ's WMM LM 0063	Maintanance of Mbuthweni Access Road	Friday, 04 April 2025	Engineering Services
67	Imibongo Engineering	R 3 230 501,03	RFQ's WMM LM 0063	Maintanance of Mfundambini Access Road	Friday, 04 April 2025	Engineering Services
68	Camlulo Trading t/a Eyethu Projects and Plant Hire	R 2 427 515,25	RFQ's WMM LM 0063	Maintenance of Mphetshwa to Nqabeni Access Road	Friday, 04 April 2025	Engineering Services
69	Imibongo Engineering	R 4 064 662,69	RFQ's WMM LM 0063	Maintenance of Zindleleni via Groundini Access Road	Friday, 04 April 2025	Engineering Services
70	Athindura Trading	R 3 481 370,00	RFQ's WMM LM 0063	MaIntenance of Mzamba Mouth to Reformed Church Access Road	Friday, 04 April 2025	Engineering Services
71	NSG 122011 PTY LTD	R 2 204 281,13	RFQ's WMM LM 0063	Maintenance of Cwaka to Phatekile Access Road and bridge	Friday, 04 April 2025	Engineering Services
72	Vuyie Xolie Construction	R 8 799 921,71	RFQ's WMMLM 00062	Construction of Mqonjwana to Greenville Access Road and Bridge	Thursday, 17 April 2025	Engineering Services
73	Eyethu Projects and Plant Hire	R 12 402 538,17	RFQ's WMMLM 00062	Construction of Pele Pele Access Road	Thursday, 24 April 2025	Engineering Services
74	MVI Construction and Maintenance	R 10 903 370,12	RFQ's WMMLM 00062	Construction of Sidanga Access Road and Bridge	Thursday, 17 April 2025	Engineering Services
75	Vitsha Trading	R 10 002 112,67	RFQ's WMMLM 00062	Construction of Ntinga Access Road and Bridge	Thursday, 17 April 2025	Engineering Services
76	Lumda Trading Enterprise	R 2 438 699,79	WMM -LM 21/01/25/05 LVL	Upgrade of Low Voltage Lines	Thursday, 17 April 2025	Engineering Services
77	Aphiwe Qhamani Group	R 754 014,67	WMM LM 21/01/25/07	Backup Energy System(Solar)at Civic Centre	Thursday, 17 April 2025	Engineering Services

NO	SUCCESSFUL TENDERER	AMOUNT	TENDER NO	DESCRIPTION	DATE AWARDED	END USER DEPARTMENT
78	The Manes	R 1 448 250,00	WMML-LM05/02/25/02 POL	Supply and Delivery of Laptops	Wednesday, 30 April 2025	Engineering Services
79	Wandile and Son	R 879 880,00	WMMLM 27/02/25/02/ PCP	Procurement of Cannabis Production Inputs	Wednesday, 30 April 2025	Engineering Services
80	Conlog	Rates	WMM LM RT001 AMRS	Automated Meter Reading System for 36 Months(RT29)	Thursday, 24 April 2025	BTO
81	Last Number Projects jv Isizwe Samalanga Projects	R 1 694 729,18	WMM LM 0063	Maintenance of Ncenjana Access Road	Monday, 05 May 2025	Engineering Services
82	Last Number Projects jv Isizwe Samalanga Projects	R 1 607 337,88	WMM LM 0063	Maintenance of Gcinisizwe Access Road	Monday, 05 May 2025	Engineering Services
83	BMI Electrical	R 1 174 764,13	WMM LM 21/01/25/06 USS	Upgrade of 315 KVA Substation at Albany	Monday, 05 May 2025	Engineering Services
84	VHB Associates	R 1 017 268,32	WMM-LM 31/05/22/06 MDP	Architect for Municipal Buildings	Wednesday, 28 May 2025	Engineering Services
85	Nikhwe Group	R 1 590 000,00	WMM LM 31/05/22/06	Mqhokweni to Nokhatshile Access Road(RFQ-Disaster)	Wednesday, 28 May 2025	Engineering Services
86	Nikhwe Group	R 2 120 320,00	WMM LM 31/05/22/06	Ntlenzi to Mcetheni Access Road(RFQ Disaster)	Wednesday, 28 May 2025	Engineering Services
87	Nikhwe Group	R 1 594 245,00	WMM LM 31/05/22/06	Matshezini Access Road(RFQ-Flood Damages)	Wednesday, 28 May 2025	Engineering Services
88	Ziinzame Consulting Engineers	R 1 402 391,09	WMM LM 31/05/22/06	Mgwede Access Road (RFQ-Flood Damages)	Wednesday, 28 May 2025	Engineering Services
89	MVI Construction and Maintenance	Rates	WMM LM 00063	Maintenance of Roads for a period of 18 Months-Part 2	Friday, 23 May 2025	Engineering Services
90	Igorha Construction	Rates	WMM LM 00063	Maintenance of Roads for a period of 18 Months-Part 2	Friday, 23 May 2025	Engineering Services

NO	SUCCESSFUL TENDERER	AMOUNT	TENDER NO	DESCRIPTION	DATE AWARDED	END USER DEPARTMENT
91	Matshathula Agencies and Projects	Rates	WMM LM 00063	Maintenance of Roads for a period of 18 Months-Part 2	Monday, 23 June 2025	Engineering Services
92	Vuyie Xolie Construction	Rates	WMM M 00063	Maintenance of Roads for a period of 18 Months-Part 2	Friday, 23 May 2025	Engineering Services
93	Tsunami Civils	Rates	WMM LM 00063	Maintenance of Roads for a period of 18 Months-Part 2	Friday, 23 May 2025	Engineering Services
94	Ixhanga Trading	Rates	WMM LM 00063	Maintenance of Roads for a period of 18 Months-Part 2	Friday, 23 May 2025	Engineering Services
95	Thwema Trading and Projects/Athi Vezi	Rates	WMM LM 00063	Maintenance of Roads for a period of 18 Months-Part 2	Friday, 23 May 2025	Engineering Services
96	Dimane Zikhazi Trading	Rates	WMM LM 00063	Maintenance of Roads for a period of 18 Months-Part 2	Friday, 23 May 2025	Engineering Services
97	Manyobo Group	Rates	WMM LM 00063	Maintenance of Roads for a period of 18 Months-Part 2	Friday, 23 May 2025	Engineering Services
98	Vitsha Trading	Rates	WMM LM 00063	Maintenance of Roads for a period of 18 Months-Part 2	Friday, 23 May 2025	Engineering Services
99	Kaazi Engineering Group	Rates	WMM LM 00063	Maintenance of Roads for a period of 18 Months-Part 2	Friday, 23 May 2025	Engineering Services
100	Tiawest PTY LTD	Rates	WMM LM 00063	Maintenance of Roads for a period of 18 Months-Part 2	Friday, 23 May 2025	Engineering Services
101	Nikhwe Group	Rates	WMM LM 00063	Maintenance of Roads for a period of 18 Months-Part 2	Friday, 23 May 2025	Engineering Services
102	Milibo Trading and Projects	Rates	WMM LM 00063	Maintenance of Roads for a period of 18 Months-Part 2	Friday, 23 May 2025	Engineering Services
103	Guyana Trading	R 1 077 349,00	WMM LM 27/02/25/01 PAI	Procurement of Agricultural inputs	Tuesday, 20 May 2025	Development Planning
104	Bomvana Development Enterprise PTY LTD	R 515 500,00	WMM LM 00013 SD &I JGE	Supply, Delivery and Installation of Jungle Gym Equipment	Thursday, 29 May 2025	Community Services
105	T.Madyibi Attorneys	Rates	WMM -LM 00054 PA 36 M	Provision of Legal Services for Three years	Tuesday, 20 May 2025	Municipal Managers office

NO	SUCCESSFUL TENDERER	AMOUNT	TENDER NO	DESCRIPTION	DATE AWARDED	END USER DEPARTMENT
106	DR.Sugudhav-Sewpersadh Attorneys	Rates	WMM-LM 00054 PA 36 M	Provision of Legal Services for Three years	Tuesday, 20 May 2025	Municipal Managers office
107	Manyobo Group	R 5 342 865,39	RFQWMM LM 0062	Construction of Lukhanyo Access Road	Thursday, 26 June 2025	Engineering
108	Siti Cargo	R 3 745 759,87	RFQWMM LM 0062	Construction of Mkhasweni Access Road	Thursday, 26 June 2025	Engineering
109	Camlulo Trading t/a Eyethu Projects and Plant Hire	R 2 064 545,27	RFQWMM LM 0062	Construction of Somgungqu Access Road	Thursday, 26 June 2025	Engineering
110	Nikhwe Group	R 839 671,35	WMM-LM 05/12/24/01 MMB	Construction of Municipal Guard House	Thursday, 26 June 2025	Engineering
111	Eyethu Projects and Plant Hire	Rates	WMM LM-00064	Upgrading Surfaced Roads, Sideways & Stormwater for 18months	Monday, 30 June 2025	Engineering
112	Vuyie Xolie Construction and Civil	Rates	WMM LM-00064	Upgrading Surfaced Roads, Sideways & Stormwater for 18months	Monday, 30 June 2025	Engineering

4.8 Legal Services

By laws

The legal support services office is tasked with ensuring that the municipality has all the required by-laws and policies in place in order to have the proper and effective controls to ensure that the services to the community are carried out in compliance with the framework of the by-laws as anticipated by the legislation that creates these by-laws. The municipality continuously researches the areas where by-laws must be developed and periodically reviewed and where applicable amend the by-laws in consultation with user departments.

The Municipality gazetted five (5) by laws for the financial year 2024/2025 namely:

- Credit Control and Debt Collection
- Air Quality By Law
- Electricity By Law
- Recreational Facilities to be renamed Public Amenities
- Cemeteries

Synopsis of Institutional By Laws:

Name of By Law	Status – Gazetted/ Reviewed/Draft	Date of Gazette	Comment
Recreational Facilities By Law	Gazetted	09 June 2025	Nil
Cemetery and crematoria By Law	Gazetted	09 June 2025	Nil
Electricity By Law	Gazetted	09 June 2025	Nil
Air Quality By Law	Gazetted	09 June 2025	Nil
Credit Control & Debt Collection By Law	Gazetted	09 June 2025	Nil
Keeping of Animals	Gazetted	27 February 2009	Reviewed no changes submitted to Council 27 June 2023
Library and Information Services By Law	Gazetted	27 February 2009	Nil
Pound By Law	Gazetted	21 October 2019	Nil
Meter Parking By Law	Gazetted	21 October 2019	To review
Liquor By Law	Gazetted	07 June 2022	To review
Informal Trading By Law	Gazetted	07 June 2022	Nil

Name of By Law	Status – Gazetted/ Reviewed/Draft	Date of Gazette	Comment
Rank Management By Law	Gazetted	31 October 2022	To review
Waste Management By Law	Gazetted	19 December 2022	Nil
Standing Rules and Order for Council By Law	Gazetted	02 January 2023	Reviewed with changes – to gazette changes
Nuisance By Law	Draft	Approved by Council 27 June 2023	Pending gazette
Coastal Management By Law	Draft	Approved by Council 27 June 2023	Pending gazette
Beach By Law	Draft	Approved by Council 27 June 2023	Pending gazette
Control of Advertisement By Law	Draft		To review gaps identified on the draft

4.9 Litigation Management

The municipality developed and adopted legal risk management policy and strategy and has a functional legal section. A panel of attorneys is in place wherein the Municipality selects members of the panel to attend to various matters that the Municipality has such as, litigation, obtaining legal opinions, transactional advices etc.

Litigation Risk Reduction Action Plan

Every action of the Municipality is potentially litigious as there are various requirements for compliance to all Local Government related legislative prescripts, whilst also requiring compliance with other general legislation as may become pertinent.

The Municipality created the Litigation Risk Management Strategy. The strategy is aimed at identifying the various areas of litigation risk, develop an action plan to mitigate those risks.

The strategy aims to:

- Identify, manage, monitor and mitigate risks of litigation throughout the Municipality
- Actively mitigate risks identified, setting minimum standards for their management
- Allocating clear responsibilities for such management to Management
- Ensure that sound legal principles and legislative compliance is mainstreamed into operational activities
- Ensure a reduction of litigation against the Municipality through proactive monitoring.

Mitigation Process

Litigation risk reduction will be implemented through:

- Identification of and continuous review of areas where litigation risk exists
- Documented advisory service aimed at mitigation
- Allocation of responsibility for the development of procedure for management and mitigation of these risks
- Installation of appropriate segregation of duties, so that legal documentation is reviewed and executed with the appropriate level of independence from the persons involved in proposing and/or promoting transaction
- Continuous examination of the relationship between the litigation risk and other areas of risk management so as to ensure that there are no gaps in the risk management process
- Establishing minimum standards for mitigating and controlling each risk, including the nature and extent of work to be undertaken by internal and external resources
- Establishing of procedures to monitor compliance taking into account the required minimum standards
- Continuous awareness of legal reform and development in order that current compliance is continuously observed
- The litigation risk reduction plan and process were developed to ensure that the Municipality complies with the strategy. Since implementation there has been continuous improvement to the compliance with the litigation risk reduction plan.

Contract Management

The Municipality procures goods and services within the Supply Chain Management process in compliance with the applicable legal prescripts including but not limited to the Supply Chain Management Policy, Supply Chain Management Regulations, Vendor performance Policy etc. The Municipality is required by law to conclude contracts for procurement of certain goods and services. It is a prerogative of the Municipality to ensure that such contracts entered into are legally binding and implementable. This is done through a vendor performance mechanism in place which further ensures that the Municipality receives value for money services and that service providers are subjected to produce quality services and/or goods to the Municipality and on behalf of the Municipality. Further a contractual obligations checklist is in place to ensure that all contracts have the necessary clauses and are compliant. The aim of the checklist is to sample contracts that are tested for compliance with amongst other things, the Supply chain management processes, clear purpose for the contract, the contract value, the duration of the contract, performance standards, clauses related to breaches and cancellation which are clear and unambiguous ensuring that such contracts contain the ***"naturalia and specialia"*** clauses of contract.

Institutional Compliance

The Municipality is a creature of statute and such it operates within the ambit of a vast number of legislations. The Municipality has in place an Institutional Compliance Checklist wherein all legislation issues are listed. Legal Services is tasked with ensuring that the checklist is disseminated to departments to respond to and to provide evidence of compliance and/or provide remedial actions and timeframes in cases of non-compliance.

Awareness

Awareness workshops is continuously conducted on decided cases, update on legislation, institutional by laws etc, internally as well as externally from time to time.

4.10 Municipal Public Accounts Committee (MPAC)

MPAC was established and is functional with seven members according political party representation, ANC, ATM, DA and EFF during 2024/25 FY. Schedule of meetings for the financial year was adopted by Council and Reviewed terms of reference and work plan. Meetings are convened according to the adopted schedule by council and reports are prepared with recommendations to be received by Municipal Council for resolution. During the financial year

members attended refresher training on organised by ANDM as well as refresher training organised by local municipality invited CoGTA, Provincial Treasury and Internal Audit to cover quarterly reports interrogation, techniques in dealing with UIFWE and Consequence Management Framework.

4.11 Municipal Public Accounts Committee Attendance for 2024/2025

Initials & Surname	Portfolio	Full Time/ PT	Political Org/ Prop/PR/ Ward Cllr	No. of Committee meetings planned	No. of Committee Actual seated	No. of attended including Specials	Absent
Cllr N.P Mavundla	Chairperson	FT	ANC/PR	04	09	09	0
Cllr N. Sikibi	Committee Member	PT	ANC/PR	04	09	08	1
Cllr A. Maquthu	Committee Member	PT	ANC/WC	04	09	09	0
Cllr Z.H Dyarvane	Committee Member	PT	ANC/WC	04	09	04	05
Cllr B.W Mangqalaza	Committee Member	PT	DA/PR	04	09	07	02
Cllr P. Nophinga	Committee Member	PT	EFF/PR	04	09	03	0
Cllr K. Zinya	Committee Member	PT	ATM/PR	04	09	08	1
Cllr N Nxasana	Committee Member	PT	EFF/PT	04	09	05	01 Joined committee in Feb 2025

CHAPTER 3: SERVICE DELIVERY PERFORMANCE

1. COMPONENT A: BASIC SERVICE DELIVERY

The primary of objective of establishing an Engineering Services Department within the municipality was to enable effective service delivery to the constituencies serviced by Winnie Madikizela Mandela Local Municipality. The department has three sections namely **Electricity, PMU and Operations & Maintenance**.

1.1 Three Year Capital Plan

Project Name	2022/23 Allocation	2023/24 Allocation	2024/25 Allocation
Mbizana Civic Centre	R 12 594 365.00	R7 005 084	R0
Sidanga Access and Bridge	R 8 873 917.00	R4 598 256	R0
Siginqini to Marina Access Road with Bridge	R 7 795 565.00	R0	R0
Tshongweni Access Road	R 1 996 050.00	R0	R0
Tshuze to Luphilisweni Access Road	R 9 114 795.00	R0	R0
Sixhanxeni Access Road	R 7 864 477.00	R0	R0
Thaleni Bridge	R0	R7 345 224.00	R0
Mgomazi Access Road- Phase 2	R0	R3 938 064.00	R0
Mhlwazini Access Road	R0	R3 795 612.00	R0
Mgqutsalala Access Road	R0	R2 307 516.00	R0
Ntlanezwe to Sizabonke Access Road	R0	R8 248 692.00	R0
Mwilini to Zibanzini Access Road	R0	R7 553 784.00	R0
Bhukuveni to Ntshikintshane Concrete Slab	R0	R1 951 776.00	R0
Mphuthumi Mafumbatha Indoor Multi-Purpose Centre	R0	R3 120 000.00	R10 000 000
Qobo to Sizindeni Access Road	R 1 761 000.00	R0	R0
KwaBulala to Mdatya Access Road	R 2 624 280.00	R0	R0
Matshezini Access Road with Bridge	R 2 704 772.00	R0	R0
Mnyameni Access Road with Bridge	R 2 305 660.00	R0	R0
Bazana Access Road with Bridge	R3 245 962.00	R0	R0
Sikhombe Acess Road	R 3 997 563.00	R0	R0
Mqonjwana to Greenville Access Road	R 869 565	R10 869 564	R0

Project Name	2022/23 Allocation	2023/24 Allocation	2024/25 Allocation
Construction of Khutshi Access Road	R0	R0	R4,859,675.24
Construction of Thaleni Access road	R0	R0	R8,223,919.72
Construction of Ndlavini Access Road	R0	R0	R5,300,078.31
Construction of 116 to Somgungqu Access Road	R0	R0	R5,806,770.90
Construction of Cabane to Crestu Access Road	R0	R0	R3,578,043.93
Construction of Lukhanyo Access Road	R0	R0	R5,831,031.27
Construction of Mbuthweni to Nokhatshile Access Road	R0	R0	R5,217,826.78
Construction of Mhlabomnyama Via Makhalweni to Plangweni	R0	R0	R5,644,013.95
Construction of Mtamvuna to Mabheleni	R0	R0	R5,783,164.41
Construction of Mkhasweni Access Road	R0	R0	R5,208,831.82
Construction of Nyanisweni Access Road	R0	R0	R1,517,193.67
Construction of Sunny Side	R0	R0	R4,859,675.24
Construction of ECDC Ward 13	R 434 783.00	R 607 404	R0
Upgrading Mbizana Taxi Rank Phase 2	R 5 669 545.00	R0	R0
Rehabilitation of Mbongwana to Dotye to Greenvile Hosp AR	R4 246 956	R6 830 328.00	R0
Rehabilitation of Scambeni to Thembalesizwe CompTech SSS	R3 179 032	R0	R0
RM Buildings Maintenance	R2 758 297	R2 887 932	R2 968 000
CBD Road maintenance	R2 367 654	R2 650 000	R2 650 000
Maintenance of Mpetshwa to Bonda Access Road	R4 200 000	R0	R0
Maintenance of Ndinomntu a/a	R2 980 000	R0	R0
Maintenance of Zwelethu Access Road	R4 900 000	R0	R0
Construction of DLTC Guard house	R 173 043	R 191 208	R0
Electrification of Nomlacu	R2 040 000	R5 974 776.00	R0
Electrification of Lower Etheridge	R 3 060 000,00	R 3 302 604.00	R0
Electrification of Msarhweni Village	R 3 740 000,00	R 2 831 304.00	R0
Electrification of Zizityaneni Village	R5 100 000	R2 673 912.00	R0
Electrification of Xholobeni Village	R4 000 000,00	R0	R0
Makhwantini Household Electrification (Eskom)	R10 856 000	R15 658 400	R3 210 000
Makhwantini linkline Electrification (Eskom)	R2 001 000	R5 200 000	R0
Maphalane Household Electrification (Eskom)	R9 200 000	R13 309 640	R5 000 000
Maphalane linkline electrification (Eskom)		R3 200 000	
Mbizana Phase 1 Pre-Engineering (Eskom) 2023/24	R828 000	R0	R0

Project Name	2022/23 Allocation	2023/24 Allocation	2024/25 Allocation
Mbizana Phase 2 Pre-Engineering (Eskom) 2023/24	R828 000		
Mbizana Phase 3 Pre-Engineering (Eskom) 2023/24	R517 500		
Mbizana Schedule 5B Pre-Engineering (Eskom) 2024/25	R1 668 304.45	R0	R0
Type 1 Infills (Eskom)	R1 656 000	R990 150	R0
Mabhengutheni Electrification (Eskom)	R0	R0	R3 210 000
Installation of High Mast lights	R1 785 000	R0	R1 500 000
MV & LV Maintenance	R3 000 000	R3 000 000	R3 180 000
Replacement of faulty electricity infrastructure	R1 500 000	R500 000	

1.2 Electricity

The Winnie Madikizela – Mandela Local Municipality has a NERSA-approved electricity distribution licence (NER/D/EC 132/2016/17) and is responsible for the provision and maintenance of electricity to the residents of the town which is the seat of WMM local municipality and Eskom provides the service of electricity to the rest of the municipal area starting from the outskirts of the town to the municipal boundary. The municipality also receives funds from the Department of Energy through Schedule 5b to do electrification in rural areas. Councillors have since submitted lists of areas with extensions and growth that require electrification of households. There is a general increase of electricity demand in Mbizana as new households are constructed. Municipality as of 2023 has started to electrify extensions in already electrified wards. In the current financial year 2024/25 WMML municipality received INEP funding allocation of R 25 362 000,00 which was utilised for the connection of 972 households in Ward 01,13,26 and 31.

Nkanini in Ward 01, Matwebu in ward 13, Zizityaneni in ward 31 and Nomlacu Village in Ward 26 were given priority by the municipality for electrification. Four communities have had their construction successfully finished and energised.

Project Name	Ward Number	Number of Households
Nkanini	1	168
Mathwebu	13	206
Nomlacu PH2	26	283
Zizityaneni	31	315
Total		**972**

Employees: Electricity services					
Level	2023-24	2024/2025			
	Employees No	Posts No	Employees No	Vacancies	Vacancies %(As a %of total posts
0-3	04	04	04	0	0%
4-6	0	0	0	0	0%
7-9	0	0	0	0	0%
10-12	05	07	05	02	29%
13-16	01	01	01	0	100%
Total	**10**	**12**	**10**	**02**	**29%**

Financial Performance Year 2024/2025: Electricity Services					
Details	**2023/24**	**2024/25**			
	Actual	**Original Budget**	**Adjusted Budget**	**Actual**	**Variance if any**
Total Operational Revenue	**(65,746,201.72)**	(79,600,392.00)	(71,687,892 .00)	(74,188,039 .96)	2,500,147 .96
Expenditure					-
Employees	5,249,880.46	5,534,052.00	5,684,052.0 0	5,795,388.9 8	(111,336. 98)
Repairs and Maintenance	1,872,725.16	2,006,400.00	3,534,670.0 0	2,685,234.0 6	849,435.9 4
Other	73,887,657.21	63,756,852.00	64,372,852. 00	62,862,606. 52	1,510,245 .48
Total Operating Expenditure	81,010,262.83	71,297,304.00	73,591,574. 00	71,343,229. 56	2,248,344 .44
Net Operational Expenditure	15,264,061.11	(8,303,088.00)	1,903,682.0 0	(2,844,810. 40)	4,748,492 .40

Capital Expenditure Year 2024/25: Electricity Services					
Capital Project	**2024/25**				
	Budget	**Adjusted Budget**	**Actual Expenditur e**	**Variance from Original Budget**	**Total Project Value**
Electrification Projects				-	
Upgrade of Low Voltage lines	3,478,272.00	1,500,002.00	1,404,032.3 9	95,969.61	
Upgrade to 315 Kva S/S in Albany building	2,173,920.00	2,173,920.00	-	2,173,920.0 0	
Electricity Vehicle	700,000.00	800,000.00	-	800,000.00	
Fencing of Substation	521,748.00	521,748.00		521,748.00	
Backup energy system (Civic)	500,004.00	800,004.00		800,004.00	
Electrification of Nkanini Village	4,839,576.00	4,839,576.00	4,832,483.1 8	7,092.82	
NOMLACU ELECTRIFICATION Phase 4	11,957,400.00	12,242,961.00	11,834,407. 53	408,553.47	
Matwebu Electrification(msarhweni)	5,042,184.00	4,756,619.00	4,711,004.1 4	45,614.86	

Zizityaneni Electrification Phase 2	-	3,474,820.00	3,758,560.89	(283,740.89)	

1.3 Waste Management and Refuse Removal

The section is responsible for coordinating collection, transportation and disposal of waste within Bizana. Over the years, the municipality has made notable progress in expanding waste collection services outside the CBD. However, gaps remain as waste is still not collected in some rural areas. The municipality relies on Ext 3 disposal site which is running out of airspace. Although there are waste pickers at Ext 3, the amount of waste that is diverted is still minimal.

Currently, the municipality is servicing 68 areas which comprises of rural areas and the CBD. Within the CBD waste service is provided 7 times a week, while in rural areas the service is provided 2 times a week. Collection methods within the CBD include kerbsides and communal collection by strategically placing skip bins, which are emptied based on demand. Street sweeping is conducted 7 days a week utilising a shift system that operates from 7H00 to 19H00 on weekdays and from 8H00 to 17H00 on weekends. Waste management operations across all serviced areas are implemented through a coordinated effort involving Expanded Public Works Programme (EPWP), municipal Environmental Services personnel and Community Works Programme (CWP) beneficiaries.

The municipality distributes black refuse bags to residents annually as part of its domestic waste management support. For businesses and clients lacking designated waste storage facilities, appropriate receptacles such as wheelie bins are provided. Waste management services have been extended to 67 rural areas located up to 60 kilometres from the CBD. In some of these areas a cage system is utilise, whereby waste disposal cages are positioned in designed locations for community use, with contractors responsible for collection on scheduled service days.

The municipality oversees waste management across five public beach areas, with operations carried out by beneficiaries of the Working for the Coast programme. These individuals are tasked with both waste collection and the removal of invasive plant species along the coastal zones. The working for the coast was extended to cleaning of rivers in ward 13,16,19 & 29 The number of refuse bags are issued depends on the category of the household.

The municipality has a gazetted Bylaws for Control and Regulation of Waste Management, which serves as a basis to monitor and enforce compliance in waste related matters within the municipal jurisdiction. Furthermore, there is a Waste Management Tariff Policy which was adopted by the Council and is reviewed on an annual basis. WMMLM Integrated development plan has been reviewed, adopted and endorsed.

Waste Management Campaigns/Clean Up

One of the targets on the approved SDBIP is to conduct 8 waste education programmes within Bizana. The purpose of the campaigns is to educate communities about best practices of waste management and assist communities in achieving cleaner communities by instilling culture of the 3R principles and with high emphasis on recycling.

These campaigns had played a significant role in decreasing the amount of illegal dumping spots around Bizana area, and as such most areas which were previously used as illegal dumping spots have been rehabilitated. Eight waste management awareness's have been conducted in financial year 2024/2025 namely;

- Waste education programmes conducted at Ward 1 at Bizana Taxi Rank on the 25th of July 2024.
- Waste education programmes conducted at Multi-purpose Youth Centre on the 30th of September 2024.
- Waste education programmes conducted at Civic centre on the 4th of November 2024.
- Waste education programmes conducted at Ward 17 (Sicelo Bhani Community Hall), Ward 20 (Amos Nongxina Community Hall), Ward 1 (Multi-purpose Youth centre), Ward 4 (Sizaluthambo Community Hall), Ward 8 (Monwabisi Mfingwana Community Hall) and Ward 24 (Ebenezer Community Hall) from the 20th – 25th of November 2024.
- Waste education programmes conducted at Ward 9-Magusheni Business centre on the 20th February 2025.
- Waste education programmes conducted at Ward 1-Multi-purpose centre on the 11th of March 2025.

- Waste education programmes conducted in Ward 1-Multi-purpose Youth centre on the 29th of May 2025.
- Waste education programmes conducted in Ward 1, Extension 4C on the 27th of June 2025.




Waste management committee meetings

Waste Management Committee meetings are conducted on a quarterly basis as per the SDBIP to tackle all waste management issues addressed by the public, the committee also helps the municipality in managing and reducing its waste. The purpose of the waste committee is to guide policy, oversee waste collection and recycling, engage the public, monitor environmental impact and promote sustainable practices. For 2024/25, the following meetings were conducted:

- Waste management committee conducted on the 20th of August 2024 at WMMLM Library
- Waste management committee conducted on the 26 November 2024 at Mphuthumi Mafumbatha Stadium
- Waste management committee conducted on the 20th of March at Old Council Chamber
- Waste management committee conducted on the 27th of May 2025 at Old Council Chamber.




waste committee meeting

Waste Minimization and Recycling Programmes

The municipality has an initiative to motivate recycling projects which assists in waste minimisation within Mbizana jurisdiction. The municipality supports 4 waste recycling cooperatives.

- Two are situated at EXT 3 Disposal site in ward 1 (Sibambene recycling responsible for cardboards and Kwakhanya recycling responsible for plastics).
- Laphum'khwezi recycling cooperative is situated at Nikhwe Village in ward 32 responsible for bottles.
- Athandiwe Nursery is situated at Mathwebu Village in ward 13 responsible for composting.

There are also a number of informal waste pickers focusing mostly on cardboards, plastics and can recycling. All of these waste pickers are at the primary stage of recycling, meaning that they sell their products to other companies such as Voli Waste, Infinity recycling, Amabhengu Waste who then sell to Consol, Mondi, Collect A Can for processing and manufacturing.

The municipality assists these waste pickers in finding buyers for their products as the municipality has no buy back centre to receive all recyclables. Currently there are 3 privately owned buy-back centres (Amabhengu waste, Infinity recycling and Voli Waste) which focus on cardboard, plastics and cans. The municipality has also initiated partnership with PETCO in enhancing recycling through workshops and upskilling waste pickers and buy-back centres within the municipality. There are plans in place to engage 5 different schools for waste separation at source. WMMLM has installed information boards along R61 to prevent illegal dumping; the boards indicate the distances to waste receptacles.



depicts Infinity recycling buy-back centre



depicts waste pickers at Ext 3 disposal site

Skip BIN Services

The municipality has purchased 9 skip bins for 2024/25 FY making a total of 40 skip bins. The project has proved to be highly sustainable in management of areas with high volumes of waste in the CBD and in elimination of illegal dumping at in the CBD and along R61 more especially in EXT 4 as the area has been one of the areas where it was very difficult to manage waste due to high production rate of waste, currently the area is improving from its previous state. The cleaning and management of skips within the municipality is championed by the municipal EPWP and Refuse Removal employees. Daily upliftment of all 40 skip bins is done using 2 municipal skip loader truck, purchased purposely for skip bins. More areas along R61 with high volumes of waste production requests skip bins to be placed in their areas.





Extension of Waste Management services to Rural Areas

The municipality extended its services through introduction of cage system in rural areas in the form of providing the waste management services. The project was initially piloted in 3 wards (ward 13, 23 and 24) with a total of 15 sites, in the current financial year the municipality continued to provide the service through a contracted serviced service provider and further extended the service to 53 rural areas inhouse.

The areas that are serviced are as follows:

Ward 1 (EXT 1,2,3 & 4), Ward 3 (Amatshangase Clinic), Ward 4 (Ludeke, Hlamandana Clinic & Ludeke cage), Ward 6 (Siteto TVET, Mhlange Skip bin & Mdingi Rehoboth) Ward 7 (Mzamba area, Nyanisweni area, hluma Lodge, Sinawe Lodge, Skotoyi) Ward 8 (dudumeni area, Magusheni business centre, BP Filling station Magusheni) Ward 10 (ntlenzi area) Ward 12 (Ndela clinic), Ward 13 (Mathwebu, Didi, Ngcingo areas) Ward 14 (Meje Clinic, mpetsheni Clinic & Daliwonga Clinic), Ward 17 (Ntsingizi area, Qandashe area, Ntlakhwe area) Ward 18 (Petro S.A, Redoubt Skip), ward 19 (Zamokuhle special school), Ward 20 (Redoubt area, U-Save supermarket, Imizizi Clinic, Imizizi area) Ward 21 (Greenville Clinic and Hospital), Ward 22 (Lukholo area, Lugwijini area), Ward 23 (Zikhuba cage, Msizazwe cage, Seaview cage, yonga Yonela Bakery, emampingeni Lodge, Little angels pre-school, BP Garage Seaview), Ward 24 (Ebenezer cage, Garhane cage, Mzamba Mouth/ Mabhanoyini cage, Mzamba SAPS, cCasino Trandiso, SADA Boutique, Amadiba Clinic, Ebenezer JSS, Lubusi Lodge, Mzamba beach), Ward 25 (Makhwantini clinic, Mtentu beach), Ward 26 (nomlacu Area, Isikelo clinic, Hluma Flea Market) Ward 28 (Mngungu Clinic), Ward 29 (KwaBulala, KwaPelepele area), Ward 31 (Ezizityaneni branch), ward 32 (Qotyana area, Nikhwe area (Masela stop).



depicts cage in ward 13



depicts cage in ward 24

Equipment used by Environmental Services Section

No.	Reg. Number	Section/Division	Type
1.	FWK 197 EC	Solid waste	Compactor truck
2.	JNV 743 EC	Environment	Tractor
3.	DTH 289 EC	Solid waste	Compactor truck
4.	JNG 815EC	Solid waste	Compactor truck
5.	JNX 120EC	Solid waste	Mini truck
6.	JTG 283EC	Solid waste	Skip loader truck
7.	KKC 895 EC	Solid waste	Skip loader truck
8.	KBG 028 E3C	Environment	Fuel tanker
9.	KFL 982 EC	Environment	Trailer
10.	KNX 067 EC	Solid waste	Compactor truck
11.	KFG 940 EC	Solid waste	Bakkie
12.	KKD 148 EC	Environment	Cage truck
13.	JFG 442 EC	Environment	Mini truck









Reporting to South African Waste Information System (SAWIS)

The municipality is reporting to SAWIS on tonnages and quantities of waste disposed at the municipal disposal site. The last reported tonnages of waste disposed were 1824.8 tons, and that was reported for 2024/2025 FY.

Waste Disposal Facilities

The municipality currently has two waste disposal facilities namely; the licensed Majazi landfill site and unlicensed Ext 3 disposal site. However, the Majazi landfill site is in abeyance as per the council resolutions. Rehabilitation and maintenance of Ext 3 disposal site is conducted through contracted service provider. The municipality has lodged an application for closure licence through the competent authorities and awaiting an informed decision, in preparation for closure the municipality has rehabilitated an area of 4550 m^2. The municipality has initiated a process of acquiring new land for establishment of a landfill site.

Tariff Structure for WMMLM

The municipality has a Waste Management tariff policy which serves as a basis for tariff establishment as well as the category which user be charged. The municipality reviews its tariff structure annually. This is done in trying to balance, resolve complaints received and to accommodate changes that were noticed in the previous year. There has been a decrease in the number of complaints received as customers are now aware of the tariff structure and aware of how to lodge their complaints. The municipality has formed a team responsible for tariff management; the team is responsible for quarterly assessment, updating of the refuse billing data base and attend all complaints.

Integrated Waste Management Plan (IWMP)

IWMP was approved by the Council and endorsed by the MEC on the 20th of December 2024. Hereunder is the implementation report:

PROJECT TO BE IMPLEMENTED	BUDGET	PROGRESS TO DATE	CHALLENGES	ACHIEVED OR NOT ACHIEVED	REMEDIAL ACTION
Train the waste disposal facility manager in order to operate the waste disposal sites according to the permit/license conditions.	N/A	Trained Manager: Environmental Services and Waste Management Officer on technical implications of developing and operating a Landfill (2 CPD credits) Currently submitted a final basic assessment report to the regional office for decision making.	The municipality is operating at an unlicensed disposal site. Legislation changes and environment changes especially with the current climate change scenarios.	Achieved	N/A
Identify new developments in the municipal area.	N/A	New developments such as businesses along R61, Rural Clinics and rural households were constantly identified through	Limited resources and areas located in rural areas with no proper road infrastructure hinders effectiveness of the service.	Achieved	N/A

PROJECT TO BE IMPLEMENTED	BUDGET	PROGRESS TO DATE	CHALLENGES	ACHIEVED OR NOT ACHIEVED	REMEDIAL ACTION
		billing personnel and as such services were extended to them.			
Establish receptacle requirements in all areas within the municipality. Continue and extend the receptacle services.	R655 056.00	• Established waste receptacle requirements in all serviced areas. • Supplied and issued 60 wheelie bins to both businesses and households • 9 cages in ward 13, 23 and 24. • 9 skip bins in the CBD • 7 concrete bins at Civic centre & Mzamba beach • 1 recycling bin unit at EXT 2 wetland park.	• Rented properties let tenants to leave with waste receptacles when vacating. • Increasing population and urbanisation leading to increased volumes of waste and thus increased demand for waste receptacles.	Achieved	• Incorporate a tariff for lost or broken waste receptacles. • Continued awareness campaigns to customers. • Source more funding.
Apply for funding through available funding mechanisms in order to conduct a Municipal Services Partnership (MSP) / Section 78 study.	R200 000.00	• Applied for DEDEAT funding (Alien plants programme). • Received support in the form of interns from SANBI • Received support in the form of EPWP participants for Working	Limited funding hinders prosecution of more projects.	Achieved	Continue applying for available funds.

PROJECT TO BE IMPLEMENTED	BUDGET	PROGRESS TO DATE	CHALLENGES	ACHIEVED OR NOT ACHIEVED	REMEDIAL ACTION
		for the Coast project. • Received confirmation of support from DFFE regarding Environmental Graduate Program. • Received EPWP incentive grant. • Received GMA incentive for becoming the 2nd runner municipality.			
Review existing organogram of waste management personnel in terms of the NEMWA requirements.	N/A	Organogram was reviewed as such 4 vacant posts were advertised, one for a waste management officer, cleansing supervisor, general worker (deceased) and the other for parks & cemetery supervisor.	Some of the vacant posts were not funded.	Achieved	To ensure that there are funds provided for all vacant posts for the upcoming FY.
Conduct a detail financial investigation for proper waste management budgeting.	N/A	Shortages in budget identified with funding sources, adjusted budget accordingly and implemented it.	N/A	Achieved	N/A
Develop strategy for proper revenue collection.	N/A	• Reviewed Waste Management Tariff policy. • Reviewed	Some customers are generally reluctant to pay for the service.	Achieved	Constant verifications are done through billing personnel and data monitors.

PROJECT TO BE IMPLEMENTED	BUDGET	PROGRESS TO DATE	CHALLENGES	ACHIEVED OR NOT ACHIEVED	REMEDIAL ACTION
		waste tariffs. • Identified new customers for billing.			
Review current equipment and identify equipment that needs maintenance and/or replacement.	N/A	• All equipment that needs maintenance or replacement were identified as such Kariki and grass cutting machines were sold during Auction. • For damaged skip bins and grass machines Maintenance is on-going. • Maintenance for vehicles is ongoing. • Addition of required equipment (fleet and grass cutting machines) were prioritised.	Delays in maintenance of damaged fleet.	Achieved	Continuous engagements with Wesbank.
Establish Municipal Waste Management Forum with stakeholders and hold quarterly forum meetings to co-ordinate waste minimisation in order to encourage growth on	R104 904.00	• Waste Management committee was established that sits on a quarterly basis to discuss all waste related issues, initiatives and so forth. • Awareness campaigns and	The municipality does not have a buy-back centre as such relies on private buy-back centres who then sell in the nearest provinces.	Achieved	To have a plan for establishment of a municipal by-back centre or have SLA's with the existing buy-back centres.

PROJECT TO BE IMPLEMENTED	BUDGET	PROGRESS TO DATE	CHALLENGES	ACHIEVED OR NOT ACHIEVED	REMEDIAL ACTION
the recycling section and to discuss possible initiatives for, or by, entrepreneurs.		workshops are also conducted to encourage recycling. • Established a subcommittee for waste management which is responsible for promotion of recycling initiatives.			
Establish mechanisms for promoting separation at source.	R5 004.00	• Mechanisms of promoting separation at source done through awareness campaigns. • Provisions of recycling bins in municipal facilities (parks).	Lack of drop off facilities make it difficult for people to separate waste, establishing new facilities is expensive and time-consuming.	Achieved	Roll out separation at source to 30% households and schools in the next financial year.
Update the by-laws to address the NEMWA requirements	N/A	• The municipality has a gazetted waste management by- law which is implemented through law enforcement. • Air quality bylaw was gazetted.	Law enforcement do not understand the environmental regulations and acts.	Achieved	Environmental officer completed the Environmental Management Inspector training & awaiting designation by MEC in order to enforce by-laws accordingly.
Develop a system for residents to report waste transgressions, for example illegal dumping.	N/A	• Municipality engaged with SALGA pertaining to the SALGA waste management app which will assist in reporting all	Still awaiting training to be conducted by SALGA to officials.	Achieved	To facilitate training to take place in the next Financial Year.

PROJECT TO BE IMPLEMENTED	BUDGET	PROGRESS TO DATE	CHALLENGES	ACHIEVED OR NOT ACHIEVED	REMEDIAL ACTION
		waste transgressions. • Currently, the municipality has a complaint register, suggestion box, customer care line and social media.			
Ensure compliance by medical facilities and funeral parlours in the municipal areas.	N/A	Raids have been conducted in funeral parlours to ensure compliance and verifications have been done to medical facilities.	N/A	Achieved	N/A
Maintain Waste Information System (WIS).	N/A	Reporting done to SAWIS through manual recordings.	Manual recording create inaccurate tonnages reported.	Achieved	The municipality to fast rack the processes of harnessing land for construction of new landfill site.
Update and Maintain the database of all industries, private waste disposal sites and medical facilities in the municipal area.	N/A	Database for all waste generating facilities available and constantly updated quarterly.	N/A	Achieved	N/A
Recruit environmental/ waste education personnel.	N/A	Recruited Climate change personnel who was responsible for implementation of climate change programmes.	Shortage of personnel	Achieved	Apply for funding to ensure employment of more personnel.
Develop an awareness campaign with regards to waste minimisation and the hierarchy of waste management.	R304 056.00	Awareness campaigns and workshops are conducted waste minimization and hierarchy of waste management.	N/A	Achieved	Continue awareness campaign in order to reach entire community.
Develop information dissemination strategies between all stakeholders	R881 160.00	Conducted forums, education programs, workshops through involvement of all	N/A	Achieved	N/A

PROJECT TO BE IMPLEMENTED	BUDGET	PROGRESS TO DATE	CHALLENGES	ACHIEVED OR NOT ACHIEVED	REMEDIAL ACTION
		relevant stakeholders.			
Train waste disposal facility supervisor / operators to ensure disposal facilities can be operated in accordance with the permit/license requirements.	N/A	Inhouse training was conducted, although the site is not licensed.	Operating in an unlicensed disposal site poses challenges towards complying to license condition/requirements.	Not achieved	Once the municipality receives the closure license, the facility supervisor will be trained to ensure adherence to the conditions that will be stipulated in the license.

Employees: Waste Management and Refuse Removal services					
Level	2023/24	2024/2025			
	Employees No	Posts No	Employees No	Vacancies	Vacancies %(As a %of total posts
0-3	30	39	36	03	7.7%
4-6	05	09	05	04	44%
7-9	02	03	02	01	67%
10-12	02	02	02	0	0%
13-16	01	01	01	01	0%
Total	**40**	**54**	**45**	**09**	**17%**

Capital Expenditure Year 2024/2025: Waste Management and Refuse Removal					
Capital Project	2024/2025				
	Budget	Adjusted Budget	Actual Expenditure	Variance from Original Budget	Total Project Value
Truck Refuse	2 869 572.00	2 807 572.00	2 807 434.78	137.22	
Skip bins	347 832.00	365 832.00	365 000.0	17 168.00	
Construction of landfill	4 347 828.00	3.00	Nil		

Construction of dumping site Ext 3(decommissioning)	4 347 828.00	6 595 653.00	2 595 745.43	3 999 907.57	
Waste receptacles	-	60 000.00	57 333.31	2666.69	

Financial Performance Year 2024/25: Waste Management and Refuse Removal					
Details	**2023/2024**	**2024/2025**			
	Actual	**Original Budget**	**Adjusted Budget**	**Actual**	**Variance if any**
Total Operational Budget	(7 151 168.00)	(6 217 896.00)	(5 255 961.00)	(4 211 199.50)	(1 044 761.50)
Expenditure					
Employees	19 981 837.00	12 330 768,00	12 320 768.00	12 008 758.05	312 009.95
Repairs and Maintenance	1 495 211.03	4 153 896.00	4 956 669.00	4 888 296.06	68 372.94
Other	7 590 108.97	14 511 588.00	20 471 588.00	20 471 588.00	
Total Operating Expenditure	29 066 157.00	30 996 252.00	37 749 025.00	37 368 642.11	380 382.89
Net Operational Expenditure	21 914 989.00	24 778 356.00	32 493 064.00	33 157 442.61	(664 378.61 0

1.4 Housing

The majority of people in the municipal area live in rural communal areas (98%) in traditional housing. The bulk of the housing demand is therefore vested in rural areas. The exact housing need in the municipal area is 19 627. The majority of people within the municipal jurisdiction are residing within self-built structures (traditional dwellings) within rural settlements. WMMLM is rural in nature, and consists of dispersed, scattered rural unplanned settlements. The municipality is implementing rural housing subsidy programme, aiming in building houses within the rural communities. There is a huge demand of housing within the municipal jurisdiction in both Urban and Rural Areas.

The exact housing backlog and subsequent housing demand for the WMMLM is in rural areas compared to the urban. The settlement pattern of the municipal area reflects a predominantly rural character and the vast majority of the population resides in rural traditional houses. There is a high demand of middle-income houses within the urban area; the main issue is unavailability of land, due to unresolved land claims between the municipality and communities as the municipal commonage is subject to land claims.

In addition, the Municipality's Spatial Development Framework identifies land for future settlement development. The municipality adopted the reviewed Spatial Development Framework (SDF), aiming in guiding development within the municipal jurisdiction. According to the SDF, numerous land pockets are identified for human settlement development, proposing various housing densities and typologies. The SDF is aligned to the municipal Integrated Development Plan (IDP) and it contains the housing chapter extracted from the housing sector plan for the purpose of housing development and delivery within the municipal jurisdiction.

Employees: Housing					
Level	**2023/24**	**2024/2025**			
	Employees No	**Posts No**	**Employees No**	**Vacancies**	**Vacancies % (As a %of total posts**
0-3	-	-	-	-	-
4-6	2	2	2	0	0%
7-9	-	-	-	-	-
10-12	1	1	1	0	0%
13-16	-	-	-	-	-
Total	3	3	3	0	0%

Financial Performance Year 2024/2025: Housing					
Details	**2023/24**	**2024/2025**			
	Actual	**Original Budget**	**Adjusted Budget**	**Actual**	**Variance if any**
Total Operational Budget					
Expenditure					
Employees	1,087,531.60	1,060,548.00	1,091,548.00	1,105,445.93	(13,897.93)
Repairs and Maintenance					
Other					
Total Operating Expenditure		1,060,548.00	1,091,548.00	1,105,445.93	
Net Operational Expenditure		1,060,548.00	1,091,548.00	1,105,445.93	

WMMLM doesn't have developer status in terms of implementing the housing delivery, it only coordinates, facilitate and administer housing projects. The Department of Human Settlements is responsible for all housing related projects and is the implementing agent on behalf of the municipality; therefore, the Municipality doesn't provide any capital expenditure budget for housing section, except for employees.

Capital Expenditure Year 2024/2025 Housing					
Capital Project	**2024/2025**				
	Budget	**Adjusted Budget**	**Actual Expenditure**	**Variance from Original Budget**	**Total Project Value**
-	-	-	-	-	-

Successes

The Department of Human Settlements has unblocked 8 housing projects that were blocked and all projects are on-going. Also, there is a project of additional scope of 56 units that includes military veterans of WMMLM that is undergoing.

Challenges

Slow progress from the contractors on producing complete units due to payment delays by the Dept of Human Settlements.

On the Highland and Downtown Upgrading of Informal Settlements Project the Department of Human Settlements terminated contracts with Housing Development Agency (H.D.A) and TCT Civil and Construction due to contractual issues, the contracts were terminated with the project on 72% work done. The Dept of Human Settlement has appointed Gap Infrastructure Corporation (GIC) as the implementing agent for the Highland and Downtown UISP, GIC will be taking over from HDA. However, slow progress from both the dept and GIC on commencing on the ground is causing unrest to the community as some households were left without fixing what was altered in their homes without explanation.

1.5 Free Basic Services

The Municipality provides free basic electricity, free basic refuse removal in Ward 1 and free basic alternative energy in the form of maintenance of solar. The qualifying beneficiaries are extracted from the approved and adopted indigent register. The number of qualifying beneficiaries each year varies as it is dependent on the availability of funds and number of applications received.

Indigent register

The Indigent Register was approved and adopted by Council for implementation in the 2024/2025 financial year. The total number of indigents for that financial year was 11 461. The Municipality has since employed Cross-Check Information Burau to assist the Municipality with electronic verification of received applications. The Municipality has seen a need to appoint such a service provider since it transpired that when AG electronically verified our register it was not credible as almost half of those benefiting did not meet the minimum threshold or were deceased. Before the Municipality used to rely on the affidavits submitted by applicants declaring incorrect information and there was no other way of verifying the information.

There were 100% qualifying beneficiaries subsidized for free basic electricity and 442 qualifying beneficiaries for Free Basic Refuse Removal and 9 for solar maintenance. The Municipality has appointed Aphiwe - Qhamani

Group Society as a service provider that will be able to maintain solar to qualifying beneficiaries if and when a request has been put through to the municipality and the applicant has been verified that they indeed are on the approved Indigent Register.

Free Basic Services to Low Income House holds						
Year	Number of House Holds					
	Total	House Holds Earning Less than 2 state pensions (R 4 600.00 Per month)				
			Free Basic Electricity		Free Basic Refuse	
		Total	Access	%	Access	%
2024/2025	11 461	5620	5620	100%	442	100%

Financial Performance 2024/2025: Cost to the Municipality Free Basic Services Delivered					
Services Delivered	2023/24	2024/2025			
	Actual	Budget	Adjustment Budget	Actual	Variance to Budget
Free Basic electricity and free Basic Alternative Energy	R6 642 446,12	FBE= R4 800 000 FBAE= R2 085 420 Total: R6 885 420	FBAE= + R485 420	FBE: R 4 135 520.82 FBAE: R 480 700.69 Total: R 4 616 221.51	N/A
Indigent Burial Support	N/A	N/A	N/A	N/A	N/A
Indigent to rates	N/A	N/A	N/A	N/A	N/A
Refuse removal services for indigent households	N/A	N/A	N/A	N/A	N/A

Indigent awareness campaigns

Conducted 8 awareness campaigns: 17 September 2024 in Ward 1 Civic Centre, 07 October 2024 Ward 15 Makhosonke Communi,3 on 08 November 2024- Ward 28 Lundini Community Hall, 13 November 2024- Ward 11 Ngqindilili Community Hall, February 2025 Ward 18 Nomangesi-Malunga-Mlomo Community Hall, 6 on 25 February 2025 Ward 8 Monwabisi Mfingwana Community Hall, 7 on 30 April 2025 Ward 24 Ebenezer Community Hall,16 May 2025 Ward 22 Lugwijini Community Hall.

Projects goals and objectives

- To ensure subsidization of poor households in order to receive basic services
- Get common understanding of the Indigent Policy.
- Ensure the implementation of the Indigent registration by subsidizing qualifying beneficiaries with grid electricity and FBAE.
- Pledge for support of the program.
- Ensure the provision of basic services to indigent household in communities falling under the jurisdiction of Winnie Madikizela-Mandela Local Municipality in sustainable manner, within the financial and administrative capacity of Winnie Madikizela - Mandela LM.
- To ensure the implementation of FREE BASIC SERVICES to the indigent.
- To monitor the provision of the services and impact determination.
- To establish an information system that will be used to capture data for each and every indigent households in the municipality.
- Achieve an up to date household database for the improved basic service delivery and planning.
- To collaborate with other stakeholders to ensure subsidization of poor households with free basic services.

1.6 Education Services Backlog

The Mbizana area currently has 222 functional schools, accommodating 107 233 learners and supported by 3214 educators. While these institutions are operational, they continue to experience significant service backlogs that adversely affect the smooth functioning and delivery of quality education within these facilities.

Operational backlogs in rural schools often stem from a combination of structural, resource, and human factors. Key causes include the following:

Poor physical infrastructure

shortage of physical infrastructure in rural schools directly contributes to service delivery backlogs because it limits the ability of schools to operate efficiently and provide quality education. Many rural schools lack adequate classrooms, sanitation, and internet connectivity, slowing down service delivery and learning processes.

Insufficient teaching materials

Shortages of textbooks, stationery, and learning aids hinder effective teaching, also rural schools struggle to attract and retain qualified educators, leading to overcrowded classrooms.

Transport challenges

Remote locations make it difficult for learners and teachers to access schools consistently. Learners often miss classes due to long, unsafe, or unreliable travel routes. This leads to learning gaps and delays in curriculum coverage.

Limited oversight

Rural schools often receive less monitoring and support from district offices due to distance and resource constraints.

1.7 Clinics and Health Facilities

The Mbizana area currently has 22 functional clinics and community health facilities. However, these facilities are experiencing service backlog that negatively affect their operations and limit their ability to provide timely and efficient healthcare to the community. The backlog services incude the following:

Infrastructure and Resources

Limited facilities and equipment, many rural clinics lack adequate buildings, medical supplies, and diagnostic tools, slowing down service delivery. Poor transport and logistics, difficulty in delivering medicines and supplies to remote areas leads to frequent stock-outs. Poor road access and unreliable transport for patients and staff.

Weak technology systems, lack of digital health records or connectivity delays patient processing and reporting.

2. COMPONENT B: ROADS

2.1 Roads and Storm Water drainage

Roads infrastructure within the municipality are classified and categorized according to the authority that is responsible for their construction, maintenance and funding. Roads are classified as; provincial, district and access. Provincial and District roads are responsibility of the Eastern Cape Department of Transport with gravel access roads being the responsibility of the local authority; Winnie Madikizela-Mandela Local Municipality.

For the 2024/2025 financial year, the municipality prioritised to construct 29.3 km of gravel access roads in various wards within its jurisdiction. The following access roads were constructed and completed; Khutshi A/R, Ndlavini A/R, Nyanisweni A/R, Thaleni A/R with Bridge, Cabane to Krestu A/R and Sunnyside A/R.

The municipality rehabilitated existing roads with Funding from the Municipal Disaster Response Grant. A total of four roads were rehabilitated, namely; Khaleni A/R, Labane A/R, Ndela A/R and Ndayini A/R. The total number of rehabilitated kilometres is 21 for the 2024/2025 Financial year.

The municipality prioritized the construction and building of two community halls; Ward 16 Community Hall and Ward 32 Community Hall. The municipality also prioritized the formulation of designs for Mphuthumi Mafumbatha Multi-purpose centre.

The implementation of infrastructure projects not only provides an asset for our communities but also creates employment opportunities in our communities that report high levels of unemployment. 149 employment opportunities were created through the implementation of these projects.

2.2 Borrow Pits

Borrow pits are a major challenge for the municipality as they are becoming scarce and access to these resources is becoming a futile exercise. Communities that have existing borrow pits require some form of compensation prior to its use. This is a challenge for the municipality especially since the municipality relies heavily on grants for developmental initiatives. Forms of compensations varies from community to community, some communities demanding rehabilitating existing infrastructure prior to gaining access to the borrow pit. Some communities demand a form of plough back that can be in a form of providing sport kits for sports clubs within their area with the worse cases being monetary compensation to certain individuals in the community such as the traditional leaders that demand contractors to pay amounts ranging from R10 000.00 to R50 000.00. These demands hinder the progress of the project as these items are not catered for in the BOQ and especially in grant allocations the municipality depends on. Access to borrow pits is restricted by the communities unless these demands are met. In some wards, there are no existing borrow pits and cost increase due to the distance between the project and borrow pit.

To mitigate these challenges, the municipality needs to embark on awareness campaigns that will educate communities on the nature of the projects that are being implemented by the municipality that will illustrate the types of grants we receive and how they are utilised. Some of the projects are delayed by community requests that are not catered for in our budgets. It has become a trend in our communities for local contractors to demand a 30% SMME package in projects of which the bulk of projects we implement as a local municipality do not cater for such as they are usually below 30 million rand which is the minimum budget for projects that can cater for such requirements. Our communities need to be educated about such matters as these can hinder the progress of a project in some cases, the municipality having to allow these demands to be considered by the contractor but resulting in financial implications for the municipality.

Prior to any project, the municipality holds community engagements to ensure public participation and that communities are actively involved from the inception period of the project till the asset is handed over for use by the community. The municipal ISD Officer is tasked with ensuring the social aspect of the project is fully conducted through community engagements; community consultation prior to a project being handed over, where the community is requested to verify that the proposed project is what they requested and still their need, then Project Steering Committee meetings are held on a monthly basis throughout the duration of the project and a close out meeting will be held where a walkabout will be done with the entire Project Steering Committee led by the Ward Councillor to ensure that the completed scope of work is per the requirements. The project is also closely monitored by the Municipal Technician, Consulting Engineer, Project Steering Committee and other personnel that form part of the project management team.

Another challenge stems from the service providers that have limited resources and that misrepresent information in their tender document submissions such as; having qualified personnel on the tender document but during implementation the personnel seems to lack the required skill which hinders the quality of the project and poor workmanship. Also, we are faced with challenges that emanate from frequent mechanical breakdowns due to old plant equipment that service providers bring on site. The limitation of resources such as lack of capital to finance the projects affects the quality, duration and payment of employees resulting in community unrests and non-achievement of set targets.

2.3 Road Maintenance

Over the past three years, the WMMLM decided to improve its internal capacity to maintain access roads. WMMLM have improved road works machinery in order to continuously improve the state of municipal roads. The general state of access roads is poor and hence the municipality has budgeted an amount of R32 393.00 during 2024/2025 financial year to rehabilitate some of the gravel access roads. The Municipality has managed to maintain 132km during this financial year. The allocated budget is far less than the required funding in order to meaningfully eradicate road maintenance backlogs.

During the 2024/2025 financial year, the Municipality constructed & completed through the hired external plant Mbuthweni A/R 4.2 km,Gwabeni A/R 6.5 km,Ncenjani A/R 2.2 km, Gcinisizwe A/R 0.3km,Mfundambini A/R 10.6 km, Zindleleni via Groundini A/R 11.5 km, Andile to Mbhongweni A/R 2.8 km, Mphetshwa to Nqabeni A/R 8km,Cwaka to Phathekile A/R 6.5 km, Mzamba Mouth to reformed A/R 5.6km. The total expenditure for R26 941 345,00.

Municipal plant has been used for the maintenance of the following roads Qotyane to Mjanyelwa A/R 9km,R61 to Earthridge A/R 0,8m,R61 to Nongeke A/R 0.3km,Ntshamathe to Guqa A/R 6km,Nompumalanga A/R 7km,Ngcingo via Soweto via Gagashe to Didi A/R 4.7 km, Nonja A/R 4.3km,Mantshangase via Qabangeni Tribal via Nombane A/R 9.8km Khotsho via Pre-School-Komkulu-kopane A/R 11km,Tribal Authority A/R 1.7km Seaview via Lingelethu to Mabhoyini 4,2km.

Winnie Mandela Local Municipality has Internal Plant consists of two sets : 1X Bell Grader 670G, 1X CAT Grader 140 K, 2X Roller CAT , Bell Roller ,1x Horse & Lowbed Trailer,2x water curt Trucks, 1x Diesel tanker Truck and 1x Bakkie,1x CAT TLB.

Gravel Road Infrastructure: Kilometres

Years	Total gravel Roads (km)	New Gravel Roads Constructed	Gravel Roads Upgraded to Tar	Gravel Roads Maintained
2022/2023	1002,80	19.25	0	78
2023/2024	1064,40	61,6	0	201,3
2024/2025	161,3	29,3	0	132

Financial Performance Year 2024/2025: Roads					
Details	**2023/2024**	**2024/2025**			
	Actual	**Original Budget**	**Adjusted Budget**	**Actual**	**Variance to the Budget**
Total Operational Revenue	-2,894,975.64	(2,825,600.00)	(2,825,600.00)	(2,835,974.83)	10,374.83
Expenditure					-
Employees	8,917,898.19	15,410,412.00	15,543,412.00	15,152,848.49	390,563.51
Repairs and Maintenance	13,085,915.84	33,006,012.00	34,387,897.00	27,191,856.15	7,196,040.85
Other	40,172,311.17	36,724,236.00	40,108,236.00	43,318,149.05	(3,209,913.05)
Total Operating Expenditure	62,176,125.20	85,140,660.00	90,039,545.00	85,662,853.69	4,376,691.31
Net Operational Expenditure	59,281,149.56	82,315,060.00	87,213,945.00	82,826,878.86	4,387,066.14

Capital Expenditure Year 2024/2025: PMU, Roads and Maintenance					
Capital Projects	**2024/2025**				
	Budget	**Adjusted Budget**	**Actual Expenditure**	**Variance from Original Budget**	**Total Project Value**
Building air conditioners	260,880.00	260,880.00	103,500.00	157,380.00	
Upgrade of CBD	7,826,088.00	7,676,088.00	-	7,676,088.00	
Upgrading of Labane AR	2,620,704.00	2,170,961.00	2,170,802.00	159.00	
Upgrading of Ndela to ward 11	1,576,176.00	298,222.00	298,221.00	1.00	
Upgrading of Ndayini AR	2,478,792.00	1,437,385.00	1,437,384.00	1.00	
Upgrading of Khaleni AR	2,261,748.00	1,244,771.00	1,244,700.00	71.00	
Rehabilitation of Pelepele Bridge and Access Road	1,739,136.00	1,730,136.00	1,281,727.11	448,408.89	
Rehabilitation of Ntinga Bridge and Access Road	1,739,136.00	1,748,136.00	1,700,848.35	47,287.65	
Construction of Thaleni AR and Bridge	14,285,904.00	15,785,736.00	15,785,736.00	-	
Construction of Mqonjwana to Greenvile AR	1,739,136.00	8,695,656.00	1,058,607.04	7,637,048.96	
Construction of Nyanisweni Access Road	4,094,640.00	4,277,720.00	4,277,719.33	0.67	
Construction of 116 to Somgungqu to Khwanyana Access Road	1,571,112.00	67,500.00	67,500.00	-	
Construction of Ndlavini AR	4,591,212.00	5,620,708.00	5,620,694.03	13.97	
Construction of Khutshi to Voting Station access road	2,573,640.00	2,729,744.00	2,729,743.01	0.99	
Construction of Cabane Crestu Access Road	2,888,376.00	2,555,430.00	2,555,430.00	-	
Construction of Mbuthweni to Nokhatshile Access Road	2,675,400.00	-	-	-	
Mhlabomnyama Via Makhalweni to Plangeni Access Road	4,155,012.00	4,455,107.00	4,455,072.63	34.37	

Capital Expenditure Year 2024/2025: PMU, Roads and Maintenance					
Capital Projects	**2024/2025**				
	Budget	**Adjusted Budget**	**Actual Expenditure**	**Variance from Original Budget**	**Total Project Value**
Mtamvuma to Mabheleni via Ndayingana Access Road	4,492,596.00	7,490,204.00	7,490,203.30	0.70	
Construction of Mkhasweni Access Road	681,024.00	343,893.00	343,892.90	0.10	
Construction of Sunny Side Acces Road	3,983,388.00	2,919,948.00	2,919,945.00	3.00	
Construction of Lukhanyo Access Road	691,596.00	437,910.00	437,909.68	0.32	
Construction of Sidanga Bridge(Own)	-	9,803,770.00	2,441,473.68	7,362,296.32	
Rehabilitation of Mqhokweni to Nokhatshile Access Road	-	8,119,565.00	324,782.61	7,794,782.39	
Resurfacing of Ntlenzi to Mcetheni Access Road	-	10,862,170.00	434,486.96	10,427,683.04	
Rehabilitation of Qobo Clinic to Gubethuka Access Road	-	1,217,645.00	897,026.00	320,619.00	
Tools and Equipment Roads	-	150,000.00	67,300.00	82,700.00	

Employees: Project Management Unit, Operations and Maintenance					
Level	**2024/2024**	**2024/2025**			
	Employees No	**Posts No**	**Employees No**	**Vacancies**	**Vacancies %(As a %of total posts**
0-3	0	3	0	3	100%
4-6	04	04	04	0	0%
7-9	06	06	06	0	0%
10-12	13	14	13	01	7.1%
13-16	02	02	02	0	0%
Total	**25**	**29**	**25**	**04**	**14%**

Capital Expenditure Year 2024/2025: Roads and Maintenance					
Capital Projects	**2024/2025**				
	Budget	**Adjusted Budget**	**Actual Expenditure**	**Variance from Original Budget**	**Total Project Value**
Mbuthweni Access Road	R 2 672 158.58	n/a	R 2 672 158.58	n/a	R 2 672 158.58
Gwabeni Access Road	R 3 973 147.38		R 3 973 147.38	n/a	R 3 973 147.38
Ncenjani Access Road	R 1 694 729.18	n/a	R 1 694 729.18	n/a	R 1 694 729.18
Gcinisizwe Slab	R 1 607 337.88	n/a	R 1 607 337.88	n/a	R 1 607 337.88
Mfundambini Access Road	R 3 230 501.03	n/a	R 3 230 501.03	n/a	R 3 230 501.03
Zindleleni via Groundini Access Road	R 4 064 662.69	n/a	R 4 064 662.69	n/a	R 4 064 662.69
Andile to Mbongweni Access Road	R 1 848 978.64	n/a	R 1 848 978.64	n/a	R 1 848 978.64
Mphetshwa to Nqabeni Access Road	R 2 427 515.25	n/a	R 2 427 515.25	n/a	R 2 427 515.25
Cwaka to Phathekile Access Road	R 2 204 281.13	n/a	R 2 204 281.13	n/a	R 2 204 281.13
Mzamba Mouth to Reformed Access Road	R 3 481 370.00	n/a	R 3 481 370.00	n/a	R 3 481 370.00

3. COMPONENT C: PLANNING AND DEVELOPMENT

3.1 Planning Development

The Planning and Development consists of two sections namely; Local Economic Planning Development, Planning and Land Use. The two sections work closely to each, due to the nature of work in order to promote development and enhance local economic growth.

Location of the section

Planning and Land Use Section is located in the Planning Development Department. The section comprises of subsections namely; Town Planning, Building Control, Housing, Geographic Information System services (GIS) and Real Estate, as per the approved organogram structure.

Objectives and functions of the section

The main objectives of the section are to facilitate, coordinate, administer, implement as per the departmental mandate;

• To ensure controlled and coordinated urban development

• To ensure a reliable register of land and valuation of properties

• To ensure Development and Review of Spatial Development Framework, Nodal Plan, Precinct Plan and Local Spatial Development Framework

• To ensure availability of land for development • To ensure a safe and planned built environment for the future

• To ensure development of integrated, sustainable human settlements

• To avail land for purposes of development, housing, commercial, industrial, social and recreational facilities.

• To ensure maximum use of space through infill planning/ densification

• To facilitate the formalization/ upgrading of informal settlements

• To facilitate human settlement development, township establishment, street naming and numbering, small town revitalization

• Ensure compliance of Building legislation, town planning scheme, legislation, act adhered to

• Facilitate the prevention of illegal occupation of municipal land

• Facilitate land acquisition and disposal

Functions

A function of the section is to enhance service delivery through planning, facilitating, coordinating, administering and implementing the following functions;

3.2 Spatial Planning

• To ensure an informed approach towards development in the future in developing of Spatial Development Framework, Nodal Development Plans, Precinct Plans and Review of Spatial Planning Plans.

• Development of a Town Planning Scheme and Zoning Plan, Integrated Land Use Scheme to promote development to occur in a harmonious and coordinated manner

• Development of a Land Use Management System in providing guide lines for land use management in an integrated approach.

• Development of Land Audits in identification of municipal, state and private land for purpose of acquisition, disposals, preservation for future development, proper billing.

Building Control

• Building Control to improve the built-up area that all building plans submitted comply with building regulations by conducting site inspection, building development, management, control and demolishing.

• Facilitate the prevention of unauthorized building works and occupation of illegal buildings.

Valuation

• Develop a credible valuation roll that will improve the property valuation, billing and revenue enhancement for the municipality. Valuation of municipal land for possible disposal and supplementary valuation roll.

• Conducting of supplementary valuations

Town Planning

Land use management for effective, efficient use of land, development control, enforcement and assessment of development applications received and processed for the following categories:

• Rezoning,

• Sub-division,

• Consent use,

• Removal of restrictive conditions

• Township establishments

• Permanent departures

• Temporary departures

• Consolidation

• Land Surveying

Land administration

The management and administering of council owned land, municipal buildings and investment properties for the following;

• Disposal of council land

• Property management of council land, houses and leases on land.

• Acquisition of land for development

• Dealing with land invasions on council land

• Encroachments in municipal properties

Geographic Information Services

Providing of Geo spatial services and offering support within the municipal departments in the following services;

• Undertake municipal data capturing and update spatial planning

• Undertake capturing and update of municipal immovable assets (Assets Register)

• Maintenance of GIS Infrastructure

Human Settlement

The Constitution of the Republic of South Africa, 1996 states that everyone should have access to adequate housing. The Housing Act, (of 1997 make provisions the compilation of Housing Sector Plans to be integrated with District Housing Sector Plan and aligned with the Integrated Development Plan.

• Provision of housing and services to guide human settlements, responsible for Beneficiary administration; facilitate the provision of housing and coordinating housing projects

Key stake holders

The main players involved in development planning mainly in planning and land use Stakeholder Role Responsibility

Department of Local Government and Traditional Affairs	Planning and Surveys, Formalisation of informal settlements, statutory applications approval, spatial planning and land use management

Department of Rural Development and Land Reform	Spatial Planning and Land Use Management, SPLUMA, Land Tenure, Land Claims, Deeds Office, Surveyor General Office.
Dept of Justice	Court Orders for enforcing of bylaws, regulations and municipal policies
South African Police Services	Law Enforcement and Crime prevention
Alfred Nzo District Municipality	GIS Support, spatial planning and land use management
Department of Public Works (provincial, national)	Small Town Revitalisation, Land Acquisition and Disposal
South African Local Government Association	Small Town Regeneration Programme, Land Use Management and Spatial Planning.

Challenges

Land use management for effective, efficient use of land, development control, enforcement and assessment of development applications received and processed for the following categories:

• Contraventions of town planning scheme regulations and building act standard.

• Illegal land uses and unauthorized building

• Undeveloped residential, commercial sites,

• Land invasions, informal settlement development

• Land claims impeding development

• Dilapidated and deteriorating buildings

• None responsive applications in appointment of the municipal planning tribunal

Successes

The section has development and adopted the Review of the WMMLM Spatial Development Framework 2024, The Wild Coast Precinct Plan and the Small-Town Revitalization Plan. The sectional organogram is approved and all posts are filled and implementing the departmental mandate.

Implementation of by-laws

The section is experiencing slow implementation of bylaws, due to the nature of the statutory policies require consultations, serving of notices and council resolutions, court orders prior implementation. The bylaws have been adopted by the council and gazette.

Land audits

The municipality is currently implementing the Land Audit findings. The main purpose of the urban land audit was to have an up to date information on all properties, to enable an efficient billing system which will benefit the municipality and residents as well as initiate land use management system that will ensure that the municipality effectively perform its land use function. To also enable the municipality to avail accurate information to property owners in order to ensure efficient development of the said properties and the ownership status of land within the urban edge and rural properties.

The main purpose of the rural land audit was to obtain the information on the surveyed and unsurvey properties, registered, unregistered properties in all rural wards through a ward-based approach. The municipality obtained

the cadastral information that will assist in influencing planning and decision making within these rural spaces and is aligned with the rural zoning

Issues of land claims,

WMMLM has a number of land claims that were lodged in the past years. Various individuals, groups and communities lodged restitution claims for various portions of land around Bizana. The nature of the claims vary from one claim to the other, most of the claims are community claims which involve large portions of land. Some of the land claims fall within the Sustainable Rural Development Program (ISDRP) nodal point. They are as follows: -

• Betterment claims

• Commonage claims

• Forestry claims

• Conservation claims

• Sugar cane claims

The restitution claims in Mbizana are at various stages of the settlement process, including research, claimant verification, valuations, settlement and court referral as guided by Restitution of Land Rights Act 22 of 1994. Urban land claims including the municipal commonage, impeding development. Township Establishment south of Bargain wholesale and commercial development in Erf 110 is part of the land claims in Town.

Building control

In terms of the National Building Regulations and Building Standard Act "No person shall without the prior approval in writing of the local authority in question, erect any building in respect of which plans and specifications are to be drawn and submitted in terms of this Act and if a local authority, having considered a recommendation referred to, is satisfied that the application in question complies with the requirements of this Act and any other applicable law, shall grant its approval in respect thereof.

Building Control Section is mandated by council to enforce the National Building Regulations Act 103 of 1977 as amended through the following aspects plan submission, plan processing, referred plans, approved plans and archiving of original plans. The building control subsection is to ensure the built environment is according to the required standards as per building regulations. Any construction, amendments, renovations, demolitions of the site requires prior approval and monitoring on different levels for safe environment. Unauthorized buildings are the main challenge and debilitated, deteriorating buildings that pose danger to public/ communities.

Applications for Land Use Development										
Detail	**Planning application received**		**Determination made in the year of receipt**		**Determination made in the following year**		**Applications Withdrawn**		**Applications outstanding at the year end**	
	23-24	**24-25**	**23-24**	**24-25**	**23-24**	**24-25**	**23-24**	**24-25**	**23-24**	**24-25**
Subdivisions	2	3	1	2	0	0	1	1	0	0
Consolidations	1	0	1	0	0	0	0	0	0	0
Rezoning	4	10	3	2	0	4	1	1	0	3
Applications relating to land restrictions	0	2	0	1	0	0	0	0	0	1

Special consents	4	1	1	1	2	0	1	0	0	0
Other application must be mentioned (Departure Applications)	4	6	1	4	1	0	2	0	0	2

Employees: Planning and Land use and Building control					
Level	**2023/2024**	**2024/2025**			
	Employees No	**Posts No**	**Employees No**	**Vacancies**	**Vacancies %(As a %of total posts**
0-3	0	0	0	0	0
4-6	1	1	1	0	0
7-9	0	0	0	0	0
10-12	6	7	6	1	10%
13-16	1	1	1	0	0
Total	8	9	8	1	10%

Financial Performance Year 2023/2024: Planning and Land use, Building Control					
Details	**2023-24**	**2024-2025**			
	Actual	**Original Budget**	**Adjusted Budget**	**Actual**	**Variance to the Budget**
Total Operational Revenue	(148,283.11)	(31,713,240.00)	(32,964,995.00)	(33,315,346.12)	350,351.12
Expenditure					-
Employees	2,335,657.11	3,585,960.00	3,610,960.00	3,596,791.54	14,168.46
Repairs and Maintenance	-	-	-	-	-
Other	1,992,209.04	5,212,116.00	5,336,116.00	6,447,959.35	(1,111,843.35)
Total Operating Expenditure	4,327,866.15	8,798,076.00	8,947,076.00	10,044,750.89	(1,097,674.89)
Net Operational Expenditure	4,179,583.04	(22,915,164.00)	(24,017,919.00)	(23,270,595.23)	(747,323.77)

3.3 Local Economic Development and Tourism

The Local Economic Development Section mandate is to facilitate the economic activities for the improvement as well as development of Winnie Madikizela Mandela economy as per chapter 5 of the National LED framework which stipulates that Government has a decisive and unapologetic role in shaping the economy of the country as well as regions.

The following are the key economic drivers at Winnie Madikizela Mandela Local Municipality as per the LED strategy that was reviewed and adopted by Council in 2023.

1. Agricultural Development
2. Tourism
3. SMME development
4. Mining
5. Forestry & Ocean Economy
6. Wholesale and Retail
7. Manufacturing

LED Strategy Implementation

An LED strategy is an overall plan that has short, medium or long-term aims and actions and sets out what is going to be achieved. it will establish an agenda to promote and develop a local community's economic, physical, social and environmental strengths and will address both challenges and opportunities at Winnie Madikizela Mandela Local Municipality. The LED strategy was reviewed and adopted in 2023 and is being implemented by the municipality. In executing the LED Strategy, the Planning & Development Department involved other key stakeholders in economic development, sector Departments and established key forums. Working with all business formations in Mbizana in the implementation of LED strategy to maximised value.

Operating Documents

LED STRATEGY /SECTOR PLAN	**STATUS /COMMENT**
SMME AND COOPERATIVE PLAN	REVIEWED 2021
TOURISM PLAN	REVIEWED 2022
INFORMAL TRADING /STRRET TRADING BY-LAW	REVIEWED 2022
AGRICULTURAL PLAN	REVIEWED 2023
LED STRATEGY	REVIEWED 2023
WHOLESALE AND RETAIL PLAN OCEAN ECONOMY PLAN	ADOPTED 2024

LED Challenges hindering Economic Development

- Poor access to tourist and heritage sites
- Lack of product supply chain system to link producers to market
- Economic activities are dense in ward 01
- Law enforcement remains a challenge and the Municipality is losing revenue from Informal trading due to law enforcement.

- Limited resources are key challenges in Economic Development. This refers to the financial resources and skills to execute our bankable plans and do day to day business management.
- Land claims protract development in the area as in some areas there are financial resources allocated but the implementation cannot commence due to land claims.
- Poor Economic infrastructure is a challenge in the Municipality as it keeps investment at bay.
  The above-mentioned challenges need to be taken into consideration as it may impact negatively in the broader economic development of the area. This is the cause for economic leakage to neighbouring municipalities and province.

LED Successes

- The municipality has allocated funding for Bricks & Blocks Manufacturing Hubs and in a process to finalise construction of Hubs.
- The municipality has incubated 20 business SMMEs
- The municipality has provided one lifeguard tower for Mtentu beach.
- Supported two small-scale fisheries with fishing equipment and material.
- Supported twenty local farmers with production inputs.
- W&R seta assisted 34 retailers on entrepreneur's programme with training and start-up capital
- W&R seta assisted 50 informal traders with training and start-up capital
- SEFTA assisted 61 retailers with training and start-up capital
- Supported one House Racing Association with travelling logistics to the Dundee July Horse racing event.
- Supported the O.R Tambo Homage Concert of 2024.
- Supported the O.R Tambo cultural festival and isicathamiya.
- The municipality has incubated 20 business SMMEs.
- DEDEAT is in the process of gazetting the Mzamba Public Boat launching site.
- Visitor Information Centre is well maintained and is well operating.

3.4 List of supported LED Projects 2024/25

NO	LED PROGRAM	DESCRIPTION	COMPANY NAME	SERVICE PROVIDER	ITEMS DELIVERED	WARD	APPOINTMENT VALUE
1.	Wholesale and Retail	The program is initiated to assist locally owned business in the wholesale and retail sector (Hawkers and Spaza Shops)	Sakhe Spaza Shop	Imindihlume PTY LTD	Chest Fridge , Cash Register and R 3 000 Voucher	24	R 197 000
			Novoyi Spaza Shop			27	
			Queen T Food			23	
			Kholly Spaza Shop			01	
			Mthembu Spaza Shop			11	
			Zamokuhle Spaza Shop			27	
			Big Time Spaza Shop			27	
			Duduzile Food		Hair Treatment Kit, Hair Dryer, Salon Chair and Hair Treatment kit	10	
			Zembe Spaza Shop			13	

			Ekhayeni Spaza Shop		Chest Fridge, Microwave, Dinner Set, Gas Stove, Big Sauce Pan	3	
			Busiswa Salon			1	
			Maduna Salon			1	
			Philiswa Salon			1	
			Philisiwe Salon			1	
			Andiswa Salon			1	
			Nomakhothani Catering			1	
			Judy Catering			1	
			Phumla Catering			1	
			Faniswa Catering			1	
			Lungile Catering			1	
2.	Enterprise Development	Support to MSME	**Mzamba Landscaping & Maintenance**	JNW Trading Enterprise	Overall (Jacket & Pants set) Golf T-Shirts Cricket Hat Tradeair compressor 50l Genesis pressure washer XTR1800 Genesis Hydrovac vaccum 1600W Shield 6piece car wash kit Tyre shine polish 500ml Shield shine WAX 5L Sheen XTREME SPRAY 750ML Shield scratch remover 6piece	24	R 2 355 145
			S Ceshane Trading and Project		Overall (Jacket & Pants set) Golf T-Shirts Cricket Hat Karcher k 14 classic high-pressure washer Car wash cannon soap foam blaster Seat and tables set (Plastic sets)	24	

					Polish set (Auto motor cleaning and polish jumbo set) Blower (Ryobi 600w electric blower 13000 Rpm)		
			Anele's Car wash		Overall (Jacket & Pants set) Golf T-Shirts Cricket Hat Baumax P 1800 Dual Pressure washer that works with petrol and electricity 25 Litre car wash foam soap 10 litre dashboard shiner 5 litre tyer polish	23	
			Tokoyo PTY LTD		Overall (Jacket & Pants set) Golf T-Shirts Cricket Hat Iron c/iron 6.0M 0.4 Purlin 6.0M Untreated Rafter 6.0M Untreated Cement Black NPC 42.5R Blocks 6" (240x190) Normal	06	
			Izzys Car Wash		Overall (Jacket & Pants set) Golf T-Shirts Cricket Hat Tank JoJo 5250L Green Avernu chair catering Black tuffy M ts hosepipe 20mm x30 no fittings Karcher k2.360 high pressure waher1400w Karcher vacuum clearner kwd1 CG table rectangle folding white 1.8m	24	
			Thomson Construction & Projects		Overall (Jacket & Pants set) Golf T-Shirts Cricket Hat	02	

					Tank jojo 5250lt Garden hose mega 20mmx30mm (dld21) Dish washing liquid 5lt Plumb-garden bib tap ¾ Plimb-tank reducer 20x4mm Aca mop w5 wood handle Aca mop groom gb completed f33317p handle Cement black npc 42.5r Kitch-duster yellow black pack Bucket 20lt+lid black Sand building 40kg bag		
			Sgodi Phola		Overall (Jacket & Pants set) Golf T-Shirts Cricket Hat Liquid soap 5 litre Body polish Dash board spray Cloth Type polish	08	
			R & S Enterprise pty ltd		Overall (Jacket & Pants set) Golf T-Shirts Cricket Hat Tank jojo Iron c/iron 3.6m 0.4 Cement blue npc 32.5r Poles cca 6.0m 75/100 Purlin 3.6m untreated Rafter 3.6m untreated Blocks 6" (140x190) normal each Gardemn hose mega 12mmx30mm(dld21)	14	

			Phola's Car Wash		Overall (Jacket & Pants set) Golf T-Shirts Cricket Hat Ryobi 650w 2stroke petrol generator Wash and wax shampoo 25 litre 25 litre tyre shine blue liquid 500 litres jojo water storage tank Wash cloths and tyre brushes	13	
			YN Jix Trading PTY LTD		Overall (Jacket & Pants set) Golf T-Shirts Cricket Hat Generator 2.2 kva recoil start petrol build it Tank jojo 2400LT BI dragline hosepipe 20mmx25m 1's	01	
			Khayakhulu General Dealer		Overall (Jacket & Pants set) Golf T-Shirts Cricket Hat Cascade booster pump 0.75kw Garden hose 20mmx30mm(dld21) Fuchs degreaser engine clearner 500ml Sunlight dishwashing liquid 5lt Kiwi shoe polish 50ml black	01	
			All of Them Car Wash		Overall (Jacket & Pants set) Golf T-Shirts Cricket Hat Blocks 6" (140x90) normal each Cement blue npc 32.5r Sand umgeni/river 8ton mbhobheni	05	

					Sand plaster/building 8ton mbhobheni Garden hose matus 12x100m 9mts82600 Pipe ug 110mm x 6m Driveway grill 0.300x1mt		
			True Vine Car Wash		Overall (Jacket & Pants set) Golf T-Shirts Cricket Hat Liquid soap budget Cloth Polish Bucket 5ltr Horsepipe 20m Scrumbing brush Sheen extreme Chair Gift pack Cloth set Car shampoo Liquid car polish Dust panner brush	30	
			Fonoza Car Wash		Overall (Jacket & Pants set) Golf T-Shirts Cricket Hat Generator Outdoor tent Car polish 5 ltr Car shampoo 5ltr Cleaning cloths	13	
			Liyanda General Enterprise		Overall (Jacket & Pants set) Golf T-Shirts Cricket Hat	24	

					Bennett reader in 200 pressure water Bennet read multi dry cloth Bennet read one extraction vaccum Shield absorber super dry chamois Shield splash car shampoo 5l		
			Busy Corner Car Wash		Overall (Jacket & Pants set) Golf T-Shirts Cricket Hat Tank africa 2500 l green+tap red Shade cloth 40 green pm (3m wide) Cascade pump peripheral w/cntral CCA poles 3.0m 75/100 Brevik thread tape 10mx12mmx0.10mm Delivery logwijini 4 ton	22	
			Impatho Entle Car Wash		Overall (Jacket & Pants set) Golf T-Shirts Cricket Hat Hover Steamer 2	23	
			Mzizi General Trading		Overall (Jacket & Pants set) Golf T-Shirts Cricket Hat Ellies petrol generator Jojo tank 2400 lt BI dragline hosepie 20mmx25m 1's	17	
			Siyazama Car Wash		Overall (Jacket & Pants set) Golf T-Shirts Cricket Hat Jojo tank 5250L	22	

					Plumb-tank tap brass 3/4 Plum -tank reducer 20x40mm Plumb-tank fitting female 20x40 mm Garden hose matus 12x100mm Sunlight dishwashing liquid 5lt Kiwi shoe polish 100ml black Brush scrub rn033 Mutton cloth Rain suit medium BIB feflective mesh line Newden madubula disfectant 5lt Powafix brick and floor cleaner 500ml MTS knee pads		
			Nickie's Car Wash		Overall (Jacket & Pants set) Golf T-Shirts Cricket Hat Generator tp2800 4s-2800w Ninja extra 145 pressure sprayer Shade cloth 80 green pm (3m wide) Cascade booster pump 0.75kw	01	
			Mamcakweni Excellent Car Wash		Overall (Jacket & Pants set) Golf T-Shirts Cricket Hat Steel square tub tube 76x76 mm.16mm 6.0m Blocks 6 c/iron (140x190) normal each Iron c/iron 4.2m 04 Garden hose e-spec 12mmx30m wf Dishwashing liquid 5lt Shoe polish 100ml black	20	

					Brush scrub rns033		
			Cabe Vision Car Wash		Overall (Jacket & Pants set) Golf T-Shirts Cricket Hat Water pump 0.55 kw jojo BI build it royal blue cont suit 32's Safety boat size 9 Safety gumboot jobber size 8 Floodlight led 50w daylight Flat twin + earth 1.5mm x100m Upholtrey cleaner 400m shield	07	
			Bonginkosi's Car Wash		Overall (Jacket & Pants set) Golf T-Shirts Cricket Hat Dash board sprayer Steam washer pw 1400 Tank 5000lt Sunlight 20lt Tyre shine 20lt Pack kiwi polish Body polish pack Camp chair Bright light 80 wats Paraffin 20 lt Gig hoover Handy andy 20 lt Generator gp6500 Scrubbing brush pack Taxi bar soap Wiping cloth Shimmy Tant medium	23	
			Beauty MTZ		Overall (Jacket & Pants set)	32	

					Golf T-Shirts Cricket Hat Roofing screws sabs 90mm box of 100 Gumpole cca h4 75/100 3.6m Corr iron 0.27mm/0.610x4.8mtr Tape ptfe (2) Hdpe pipe class 10 25mmx100m Water tank tap and reducer Timber sabs cca 38x38 4.2 Pump booster 0.37kw electro pem Addis deck scrub broom plastic handle 50w led floodlight - flash Shoe brush wooden black Water tank ldpe 2450lt		
			Zhorra League Car Wash		Overall (Jacket & Pants set) Golf T-Shirts Cricket Hat Bennett read handvac swift c/les wet&dry Bennett read hpw xtr 2000 bar 2000w oran Bennett read hydro vac 15 hvcoo5 Builbers ladder 4step wk2024w Squeegee handle long solid plastic Squeegee handle long solid Shield microfibre towels 3kp Shield wash & shine kit 6pce Shield splash n dash auto sponge Absorber super dry pva chamois Shield splash n dash auto sponge	29	

					Floorwiz mop 2 in 1 Scrub brush chubby plastic Addis builders bucket triangle 9670 Addis dustpan and brush set comfi grip Platform broom 460mm brn fibre		
			Zangwa Car Wash		Overall (Jacket & Pants set) Golf T-Shirts Cricket Hat Zink size 16 Rafters size 16 Perlines size 16 Water tank 2500l Reller bar extention Custom A4 printed certificates with frame Hose pipe 10m Tyre polish Car spray Tyre brash Polish brush Gloves	17	
			All Teck Group Holding Car Wash		Overall (Jacket & Pants set) Golf T-Shirts Cricket Hat Steel square tube 38x38mm 1.6mm 6.0m Shade cloth 80 blue pm (3m wide) Lavor ninja 145 pressure washer Tank jojo 2400lt Garden hose pipe e-spec 20mmx30m wf	03	

					Cement black npc 42.5r Sand building 40kg baag		
			Imizamo Investments		Overall (Jacket & Pants set) Golf T-Shirts Cricket Hat SQ tube 50x50x1.6 6m Flat bar 50x3mm x6m Iron corr 0.4mm 8.8m NPC Cement Pro blue 32.5R (Blue) Branded D59 Flame & Acid Resistant Jacket and Pants set- SA Bova safety boots neoflex Branded cricket hats Steam washer DTS 4.0 Twin Flow Pressure Washer - Black/Blue (2500W) Industrial vacuum cleaner (dry & wet) (1200W) Auto cleaning chemicals and polishing set (10 litre liquid soap, 5kg tyre polish)	10	
			Nkampini Lifestyle		Overall (Jacket & Pants set) Golf T-Shirts Cricket Hat Splash Shampoo Tyre gloss 3 pack cleaning set MK row 12 cloths Bennatt read Chamois shield Shield sheen xtreme Fresh Shield Short handled squeegee Genesis dura vag Car polish	03	

					Pump booster 0.37KW electro PEM Tank to pump connector kit		
			Mzukisi's Car Wash		Overall (Jacket & Pants set) Golf T-Shirts Cricket Hat Shemy Soap 24L Engine clean Towel Tyre gloss spray Sheen x-treme spray Dash board towels Scrubbing brushes Boning brush Robber gloves pack Tyre shiny liquid porish 5L Soft sponge Car shampoo Pink 5 Paint brush Body polish Petronas oil Empty bucket 20L	03	
		Support to incubatees	**SIBAMBENE & KWAKHANYA RECYCLING COOP**		Safety Boots Size 4 Safety Boots Size 7 Safety Boots size 6 Safety Boots size 5 Gumboots marina all sizes Work overall 34/30 WST Branded Work overall 40/36 WST Branded Work overall 36/32 WST Branded Work overall 32/28 WST Branded	01	

					Work overall 30/26 WST Branded Rain suit large Gloves PVC red (long)each pair Dust mask ffp2 each Wheel barrow Amos plastic Lime reflective vest zip/pkt XL Safety boots size 8 Gumboots shova all sizes Rain suit medium Rain suit small Brentwood scale spring hoist 0-200KG		
			IYANZI		Vinyl HTV Flex plotterFilms Italy-White S100 Vinyl HTV Flex plotterFilms Italy-Black S199 Mugs -11oz Sublimation Heart Handle AAA Grade Mugs-11oz Sublimation Blank AAA Grade Mugs Magic Color Change Black Mugs-Gold pearl 11oz AAA Grade Mugs glitter gold Mugs glitter rose gold Mugs Magic color change glitter black Tote bag\clear PVC gift bag 130*150mm (withd 70mm)5pcs Vinyl Sticker paper matt white A4 (20pcs) Vinyl Sticker Paper gloss white A4 (20pcs) Sawgrass Compatable Sublimation Cartridge Set of 4 SG400/SG800 Sublimation paper- premium	01	

					Epson Pigment Printer/T-shirt transfer printer with Matt and gloss ULTRA ink		
			Queens Green		Fertilizer 2.3.4-30 50KG Fertilizer Lan 50KG Watering can 10LT Shade cloth 40 green 50MT roll (3M wide) Doom blue death powder 500g RC 160 Farm Sprinkler 12/19MTS Plastic split Nozzle 1/8 Plastic Range Nozzle 9/64 Nylon Male plug 25mm Hydromatic Valve plastic 25mm Drag Line Hose 25mm per metre Hose clamps GS12 HDEP 32 CL10 S.A.B.ST5Per Metre Comp red coupling 32mmx25mm Comp End Cap 25mm Compression Saddle 25mmx3/4 Pvc red nipple 1"x3/4 Pvc nipple 1" Galv sprinkler stand 20mm600mm Spinach-ford hook giant-m200w Transport-Bizana	19	
			Mtasi Green		Fertilizer Urea 50KG Fertilizer 2.3.4- 30KG Sprayer pressure 16L	13	
			Vision Xhosa		50 KG prime starter (meadow feed brand) Water fount 4L	10	

					Oval Hole feeder den ND Lasota 10000 Gumbord ND clone30 1000D VAC Colored day-old broilers Booster		
			Laphumikhwezi Primary Coop		Garden Hose Matus Barrier fencing orange 1.2Mx50M Lasher rake combination leaf Brentwood ear muff projector Lasher rake steel 16T Elect -wire cabtyre 1.5 P/MTR Shade cloth 80 green PM (3M WIDE) Elect- plug rubber top Elect- Janus Couper 2x16A Rubber Jaguar Padlock discus 70MM Samsung A15 Big gate with the small one including delivery FS 161 Brush cutter Head Nylon bunch Apron Grease (80g) 1Litre 2 stroke	17	
			Amihle Trading Enterprise		Bars 15 STIHL MS 382 chainsaw Chains 151 Bound file 5.2 Dans 40-inch 30caller 2 stroke 5litre Chain 30 cutter	26	

					Lime reflective vest zip/pkt XL Work overall 46/42WST Work overall 38/34WST Powafix carbolineum 25LT Work overall 48/44WST Gloves pair crayfish each		
			Ziqekazi Trading Enterprise		Lenovo ThinkPad T495 Mecer All in one computer ECO 0mm Hinge 2-hole plate Gelmar 165 Hinge 4 hole plate Gelmar 45 Hinge 4-hole plate 6x70 Masonry nails 100pc F50 mini brads 5000 18g 6x40 C/S square YP 600pc 6x30 C/S square YP 1000pc 6x16 C/S square ZN 1000pc Lacquer thinners 5l Hollow S/S barrel handle 192/252 Hollow S/S barrel handle 256/316 35 full EXT BB Runner 40mm Roller runner white 400mm 19mm Oval ali rail 5m length M4X40 screws 50 pc 8x50 C/S pozi YP 400pc Gelmar contact adhensive 5L	01	
			MCTM Communication		Epson Eco Tank L6490 A4 Colour Multifunction Inkjet printer designed for home offices and small businesses this feature-rich A4 printer delivers an ultra-low cost per page Android POS Machine with free Android Pos system with 80mm thermal printer with cutter & Bluetooth scanner HS-ST121D-B	01	

			Ntlenzi Brick Yard Primary Coop		Rafter 4.8M untreated Purlin 4.2M untreated Purlin 4.8M untreated Roofing screw & washer 90mm (100) Iron C/Iron 4.2M 0.4 Blocks 6" (140x190) normal each Cement black NPS 42.5R	10	
			Zenzile Safety Steel Works		Compressor matair 50LT 1.5KW D/DRIVE Bosch blue grinder 230mm 2000w GWS2000 Matweld welder invert red 200A 220V TA 5PCE air compressor accessory kit STIHL FS 230 Steel rec tube 76x38x.6 6m Steel round tube 16x1.6 6m Steel round tube 32x1.6 6m	13	
			Fula Electricity & Welding		Steel square tube 25x25mm 1.6mm 6.0m Steel flat bar 12x3mm 6.0m Steel round bar 10mm 6.0m Steel round bar 8mm 6.0m Blue grinder 230mm 2000w GWS2000	22	
			Nolandumbinda Commecial Project		Weld mesh 100x50 2.3mm (1.8mx30m) Poles CCA 2.4M 75/100 Fencing staples 500G-32MM Binding wire 5KG pink/orange 1.60mmx317m Door meranti F+L FULL Tradepro screwdriver flat 3x75mm	07	
			Ekuphileni Clothing Primary Coop		Blocks 6" (140x190) normal each	17	

			Tomcy Trading Enterprise		SLES 25% CDE Empigen BSFA (Foam Booster) Glycerine CP/BP Fragrance- Peach 2054 Fragrance – Lemon fresh Fragrance – spring fresh Fragrance – Alphie EDTA (NA4) powder SLES 70% Empigen OB Caustic flakes (NAOH)- sodium hydroxide Pine oil 85% Ammonia (NH3) Sulphonic acid SSA/R- 96% BAC50 NP9 STPP Ester quats (fab base) Silicon M1000 REV 6075 Dibutyl phthalate TBEP Quecolin esp 1007 (PROWAX) Carbitol LG (Ethyl diglycol) Downal PM Super wet/zonyl Primal E1531 (FLEXISHINE) Urea 46% TSP Powder Sodium gluconate (food grape) Sodium metasilicate penta	13	

					Kulubrite 10 (25KGS) Alcogum L31 (arkem gum L31) Caustic soda lye 50% solutions SX40 (ELTESOL) Bottle – 1LT (HDPE/Natural/straight) 65G Jerrtcan – 5LT (HDPE/Natural/top handle) 160c CAP- 38mm (white) (1LT/HDPE/5LT JERRYCAN) Polycan- 25LT (900GR) Natural CAP – 25 LT (900/950G) Polycan Bucket- 10 kg (black) SP10 kwikloc pail Bucket Lid- 10 LT (Black) SL10 kwikloc Bucket- 5LT (Black) SP5 kwikloc NB32 Bucket Lid-5Lt (BLACK) SL5 KWIKLOC NB32 box-double wall 560 x360 x320mm		
			Kati Kabizwayo		30m bmw print black vynil 30m bmw print ox maroon vynil 30m bmw print dark grey vynil 30m bmw print tan vynil	01	
			BZN Technologies		Lenovo IdeaPad 3 151U7 15.6-inch FHD Laptop- Intel Core i7-255U 512GB SSD 16GB RAM Win 11 home	01	
			Luvolwam Construction & Project		Fine Sand Ready Blend Mix 1 Ton Cement NPC Black 50kg 42.5R Aluminium window corner cleats 30.5mm (1000 Units)	13	

					Aluminium Rivets Gun Manual. Smart aluminium window partitioning experts Makita Aluminium Cutting Machine Corner Crimping Machine for Aluminium Profiles		

NO.	LED PROGRAM	DESCRIPTION	COMPANY NAME	SERVICE PROVIDER	ITEMS DELIVERED	WARD	APPOINTMENT VALUE
1.	Ocean Economy	The program assists local fisheries with compliance at sea, equipment, trainings and material	Shark point fishing primary cooperative limited	JNW Trading Enterprise	1. STRIKE-IT SPIN WARRIOR 11FT 2PC (12) 2. KP 6'' MEDIUM STANDARD (12) 3. MAXIMA MG 30LB (16KG) 600M (5) 4. MASTERGRIP THICK PAD WIDE FISHING (12) 5. LATEX THICK 500M (12) 6. WOODEN HANDLE KNIFE 3 (12) 7. AM FISH WIRE TOOTH PRF SZ7 (4) 8. AQUAWALK 4016 BLUE/BLACK SZ6 (4) 9. AQUAWALK 4016 BLUE/BLACK SZ8 (5) 10. AQUAWALK 4016 BLUE/BLACK SZ10 (3) 11. SAFARI CHILLER COOLBOX FISHERMAN (2) 12. SOI2X #1 (4) 13. SOI2X #1/0 (4) 14. SOI2X #2/0 (4) 15. SOI2X #3/0 (4) 16. SOI2X #4/0 (4) 17. SOI2X #5/0 (4) 18. SOI2X #6/0 (4) 19. SOI4X #7/0 (4) 20. SOI4X #8/0 (4) 21. STRIKE IT BARREL #4 (36) 22. STRIKE IT 3WAY #2 (36) 23. STRIKE IT BARREL #2 (36) 24. SINKER 30z (100) 25. CHEST FREEZER 530 (1)	25	R398 100.00

			Mzamba small scale fishing primary cooperative limited		**1**.SEINE NET 120MX4.3M (1) 2.QUECLINK ORANGE TRACK VESSEL MONITORING SYSTEM MT75 INCLUDING INSTALLATION (1) 3.6MX2.4M BRANDED STORAGE CONTAINER WITH STEEL ENTRANCE DOOR 1MX2M, ALUMINIUM WINDOWS WITH BURGLAR BARS 900MMX1100MM, INTERIOR AND EXTERIOR QD OIL BASED PAINTING, DERUST AND PRIMER AND PAINTED FLOOR INCLUDING DELIVERY TO WILD COAST SUN (1)	**25**	
2.	Farmers Development Program	The program assists local farmers with production inputs, equipment, trainings and material	NFSSL MZOBOSHE MULTI FAMING	Guyana Trading	POINT OF LAY LAYING MASH TRI METHOSULF CARMINO PLUS BOOST HITCHNER COMBINATION	**24**	**R1 077 349 .00**
			MPINDANTSHANGASE TRADING ENTERPRISE		2.3.4 (30) 50KG POTATOE SEEDS 25KG CABBAGE SEEDLINGS SPINACH SEEDLINGS KEMPRIN 1 LT CUTWORM BAIT 500G GREEN PEPPER SEEDLINGS ROUND UP 5LT AMADUMBE(IMBEWU) 20LT SWEETPOTATOES(IMBEWU) 2KG	**25**	
			ABEGAIL FARM		MEAD PRIME GROW PELL 50KG STARTER 50KG BROILER CHICKS 1 DAY OLD COULOURED CHICKS 1 DAY OLD SAWDUST 50KG CLONE -1 TO 10 DAY 1000D GUMB BUR 706 1000D HIPRAV S ND LS	**14**	200 10 200 100 15 10 10 10

					STRESSPACK- HOEND 100		
					SULFAZINE 16% 100ML		
			NJIYELA COOP		2.3.4 (30) +0.5%ZN 50KG	**19**	
					FERT/S LAN 28% 50KG		
					DOLOMITTIC LIME 50KG		
					ROUNDUP 20LT		
					NORDOX 200G		
					POTATOES MONDIAL 50KG		
					S/BEAN GADRA DRY 5KG		
					GREEN PEAS 1KG		
					KEMPRIN VOLCANO 1LT		
					BROILER STARTER 50KG		
					BROILER GROWER 50KG		
					CRUSHED MAIZE 50KG		
					BROILER FINISHER 50KG		
					STRESSPACK 100G		
					SAWDUST 50KG		
					CLONE- 1 TO 10 DAY		
					1000D GUMB BUR 706		
					1000D HIPRAV S ND LS		
					OXYTET 5.5% 500G		
					SULFAZINE 16% 100ML		
					CIPLA VITA FORTE 100		
					DOXYCIP 50% 30G		
			SNT SUPPLY AND MANUFACTURING		UMBOMVU SUGAR BEANS (McDonalds)	**29**	
					SUNFLOWWER SEEDS 25 KG BAGS		
					20 LT ROUND UP POWER MAX		
					KYNOPLUS UREA		
					232(22) +0,5%ZN		
			BHUKWANI FARMING		2.3.4(30) 50 kg		20
					KEMPRIN 1 LTR		20

					LAN 50 KG		
					ROUND UP 20LITRE-POWER MAX		
			MONWABCY CONSLTANCY SERVICES		COLOURED DAY-OLD CHICKS	**19**	
					LASOTAU		
					GUMBORO		
					BROILER STARTER 50 KG		
					BROILER GROWER 50 KG		
					SAWDUST		
			DAISY AND PARTNERS FARMHOUSE		BROILER CHICKS	**31**	
					COLOURED CHICKS		
					STARTER 50 KG		
					GROWER 50 KG		
					CRUSHED MAIZE 50 KG		
					FINISHER 50 KG		
					CLONE(30) VACC		
					GUMBORO VACC		
					LASOTA VACC		
					STRESS PACK		
					DOXY MAX 50%		
					SAWDUST 40 KG		
					SPINATCH SEEDLINGS		
					0NION SEEDLINGS		
					GREEN PEPPER SEEDLINGS		
					ROUND UP 5 LITRE		
					KEMPRIN 1 LTR		
					2.3.4. (30) 50 KG		
					LAN 50 KG		
					MOLE REPER RENT		
			YONELISWAZIZO PROJECT		DAY OLD CHICKS	**31**	450
					LASOTA		4
					GUMBORA		4

					CLONE		
					STRESS PACK		
					BROILER STARTER 50 KG		
					BROILER GROWER 50 KG		
					VOERDOKTER (VITAMIS)		
			ZAMAMT HEMBU PRIMARY COOP		3.2.4 (30) 50 KG	**09**	
					LAN 50 KG		
					ROUND UP READY 7474BR 10 KG		
					ROUND UP 20 LTR		
			ACCELER ATE		S/KNAPSACK KAUF 16 LTR	**26**	
					ROUND UP 20 LTR		
					SPRINGBOK 5 LTR		
					KOMBAT CUTWORM		
					SNAILBAN 500G		
					KOMBAT ANTS 100ML		
					KEMPRIN VOLCANO		
					MALASOL 200ML		
					SEAGROW FISH EMUL 5 LTR		
					SEED ONE PRICE PACK		
					SQUASH WALTHAM 500G		
					FERT CAN 27.5%		
					2.3.4(30) +0.5%ZN 50 KG		
					CONSTANTIA UREA 0054		
					DRY BEANS LAKE 101 5		
					TERMINEX 350SC 200ML		
			LIYAMA FARMING		DAY OLD BROILERS CHICKS	**19**	800
					MEADOW BROILER STARTER 50 KG		16
					MEADOW BROILER GROWER		32
					MEADOW BROILER FINISHER		16
					SAWDUST 20 KG		50
					COMPLEX FORTER 100G		10
					LASOTA VACCINE		8

					GUMBORO VACCINE		
					VIRUKILL DISINFECTANT		
			THULUM BOSO GARDEN SERVICES		LAN 28 50 KG	**19**	
					2.3.4 (30) 50 KG		
					ROUND UP P/MAX 20 LTR		
					SPINACH SEEDLINGS BALE		
					CABBAGE SEEDLINGS BALE		
					PEPPERS SEEDLINGS BALES		
					500G SPINACH SEEDS		
					SNAP SACK SPRAYER 16 LTR		
					POTATOE SEEDS 25 KG		
					KARATE 1LT INSETICIDE		
			TOMCY TRADING		GREEN PEPPER SEEDLINGS BALE	**32**	
					2.3.4 (30) 50 KG		
			BERN AND WILLIE PROJECTS		2.3.4 (30) +0.5 ZN 50 KG K3199	**19**	
					LAN 50 KG K4214		
					ROUND UP 360 20LTR 011246		
					BULLET 1LT		
					DEKALB 73-74BRGEN 10KG 30 000 KERNELS		
					EMPTY BAGS		
			ZINGELANI COOP		POTATOE SEEDS 25 KG	**12**	
					2.3.4 (30) 50 KG		
					LAN 28 50 KG		
					KEMPRIN 1 LTR		
					ROUND UP 20 LTR		
					CABBAGE SEEDLINGS		
					SPINACH SEEDLINGS		
					16 LTR KNAP SACK SPRAYER		
			ANNA SETHU LEGACY		SAVIA 500SC- 1.2LT PER HA(HERBICIDES) 5 LTR	**31**	2
					1LTR LAMBDA 50 EC -100ML PER HA (INSECTICIDE)		1
					1LT KARATE ZEON 10 CS-60ML PER HA(INSECTICIDE)		1
					5LT COPSTAR 120 SC-3LT PER HA(FUNGICIDE)		3

					5LT AG-BENTAZONE 480 SC-2.5LT PER HA(HERBICIDE)		
					POTATOES 25 KG P/HA		
			EMATSHANKULENI PROJECT		2.3.4(30)+0.5% ZN 50 KG	**12**	
					S/MAIZE COLORAD/10KG		
					POTATOES MONDIAL		
					MEAD PRIME START CRU 50 KG		
					MEAD PRIME GROW PELL 50 KG		
					MEAD PRIME FINISH 50 KG		
					ROUND UP POWER MAX 20		
					CHICK FEED TRAY3/100		
					TUBE FEEDER CHIC/300		
					WATER FOUNT 4L		
					DRINKING FOUNT 8LT		
					S/KNAPSACK KAUF 16 L		
					SEED/T POLYS/200DIV		
					KEMPRIN VOLCANO 1LT		
					S/BEAN GADRA DRY 5 KG		
					SEED ONE PRICE PACK		
					SEEDLING		
			THUTHUE AIMS BUSINESS		D/H PIG GROWER 50 KG	**15**	
					CONSTANTIA UREA 0054		
					ROUND UP 20LT		
					DORAJECT+AD3E LA 500		
					COLIPRIM 200ML		
					STRESSPACK-HOEND 100		
					CIPLA VITA FORTE 100		
					DOXYCIP 50% 30G		
					OVI-CLOS P 100ML		
					VALBAZEN SHEEP 5L		
					TERRAMYCIN LA 500ML		
					KEMPRIN VOLCANO 1LT		
					POTATOES MONDIAL		

			ADMIRE TRADING		ROUNDUP POWER MAX 20	**8**		
					KEMPRIN VOLCANO 1LT			
					DRY BEANS LAKE 101 5 KG			
					2.3.4(30) +0.5% ZN 50 KG			
3.	**CANNABIS SUPPORT**	The program assists local cannabis growers with production inputs, equipment, trainings and material	Nella Creation	Wandile and Son	Corrugated Sheet Polycarbonate – White (2400mm)	**21**	**R879 880.00**	
					Barrier Safety net roll 1m x 100m orange and yellow			
					Lasher hard trowel			
					Lasher digging spade No2			
					RST MBS0009 Size 10 crinkle latex safety glove			
					Lasher falcon concrete wheelbarrow			
					Garden Master Sprinkle Lime			
					African Gate and Fence Razor Wire Flat Wrap 500mm x 15m			
					Garden master sprinkler turquoise			
					Lasher heavy duty rake 16T			
					Garden master watering can pool blue 5L			
					Garden master hose pipe with fittings green 20m x 12mm			
					Jojo 2400 L Vertical Water Storage tank winter grass			
					Jojo 4750 L Vertical Water Storage tank winter grass			
					Lasher hoe head 11009 raised neck			
					Lasher cane knife short handle 300			
					Lightworx Day/Night sensor LED floodlight (50w)			
					Supply and installation of a Tunnel 30m x 10m greenhouse tunnel complete foundations and footings			
			Sigidi Development		Tank Jojo 5250L Green	**28**		2
					CCA Poles 2.4m 75/100			230
					Weld Mesh 100x50 F/G 2.5mm (1.8m x 30m)			27
					Fencing Staples 500G – 32mm			20
					Motto Wire 845M			3

					Supply and installation of a Tunnel 30m x 10m greenhouse tunnel complete foundations and footings		
			Uzukhanye Mandla Cannabis		POLHB - Point of lay/ Hy-line brown	**03**	
					EPSLP1 – 01 Epol Surelay Phase 1 meal 50kg		
					Avi – 105 – Avical 1Lt		
					APV001 – 02 Avipharm – Electrovite		
					SUPBB4L – Supplement – BB4L Booster		
					AVI – 101 – Avinew 1000 Dose (Newcastle)		
					DISKD – Karbadust 200g		
			Intsangu YamaMpondo Coop		Guano boost 5L	**Various wards**	
					Virikop 200g		
					Rosecare 100ml		
					Copper count 1LT		
					Seagrow 5L		
					Shade Net 80% white 3m x 1m (50m)		
					Shade cloth 3m x 1m 40% green		
					Bio care all-purpose 40kg		
					Potatoes 25 kg p/ha x 750kg		
					Easygrow flower and fruit 25kg		
					Staples fencing 32mm 500GMS		

NO	LED PROGRAM	DESCRIPTION	COMPANY NAME	SERVICE PROVIDER	ITEMS DELIVERED
3.	Tourism	Accommodation	Lunganakho Country Lodge	Evetho Trading 8207 Pty LTD	Electric stove with oven, Coffee Machine,Washing Machine
			Sigqukaa Trading as Sigidi Homestay		Casserole serving bowls with lids, Washing machi 3-legged pots size 8, 10, &20, 2 iron, 3 electric kettles.
			Mnyameni Homestay		Gas stove, 2 electric kettles, 2 electric buckets iron, 2 brooms, 2 mops,

			Emampingeni Lodge		pillows, 48 glasses, 50 bowls 1 laptop, 1 printer, 1 wat tank
4.		Tour operator	Voli Travels		1 laptop, 1 drone
5.		Lifesavers	Lifesaving Alfred Nzo		24 life jackets, 40 life guards uniform sets
6.					

GROSS DOMESTIC PRODUCT (GDP) - MBIZANA LOCAL MUNICIPALITY AND THE REST OF ALFRED NZO, 2016 [PERCENTAGE]

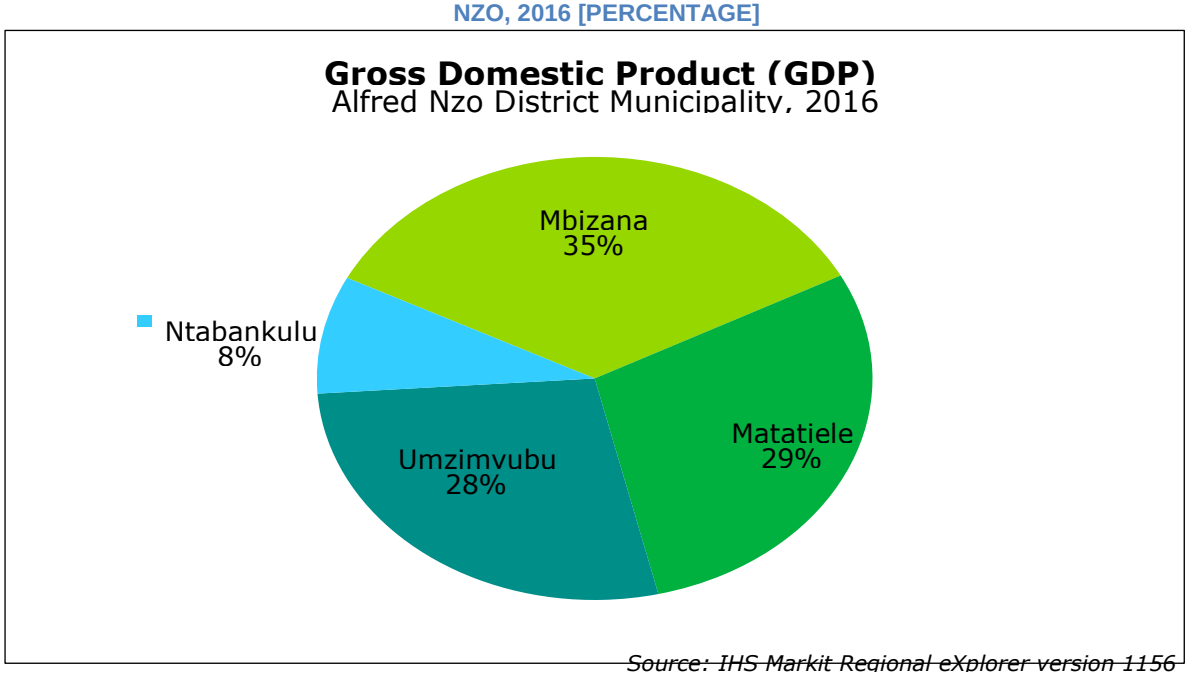

Source: IHS Markit Regional eXplorer version 1156

The Winnie Madikizela Mandela Local Municipality had a total GDP of R 4.31 billion and in terms of total contribution towards Alfred Nzo District Municipality the Winnie Madikizela Mandela Local Municipality ranked highest relative to all the regional economies to total Alfred Nzo District Municipality GDP. This ranking in terms of size compared to other regions of Mbizana remained the same since 2006. In terms of its share, it was in 2016 (34.8%) very similar compared to what it was in 2006 (34.8%). For the period 2006 to 2016, the average annual growth rate of 0.5% of Mbizana was the second relative to its peers in terms of growth in constant 2010 prices.

Economic Growth Forecast

It is expected that Winnie Madikizela Mandela Local Municipality will grow at an average annual rate of 1.44% from 2016 to 2021. The average annual growth rate in the GDP of Alfred Nzo District Municipality and Eastern Cape Province is expected to be 1.58% and 1.62% respectively. South Africa is forecasted to grow at an average annual growth rate of 1.61%, which is higher than that of the Winnie Madikizela Mandela Local Municipality.

CHART 10. GROSS DOMESTIC PRODUCT (GDP) - MBIZANA, ALFRED NZO, EASTERN CAPE AND NATIONAL TOTAL, 2006-2021 [AVERAGE ANNUAL GROWTH RATE, CONSTANT 2010 PRICES]

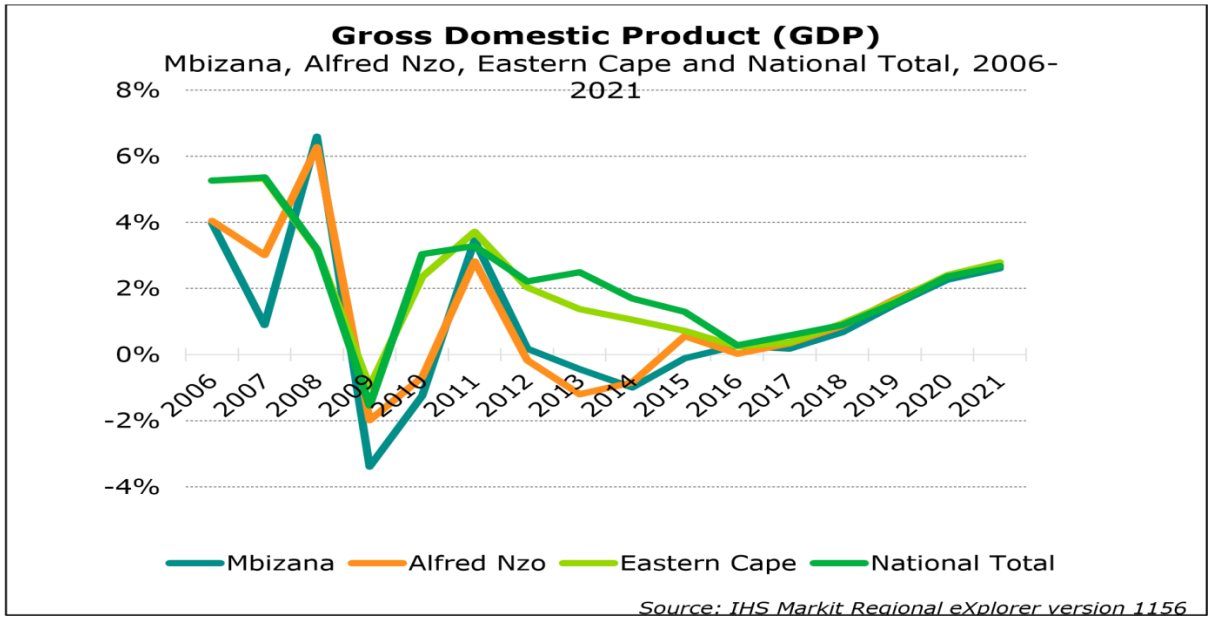

In 2021, Mbizana's forecasted GDP will be an estimated R 3.13 billion (constant 2010 prices) or 34.5% of the total GDP of Alfred Nzo District Municipality. The ranking in terms of size of the Winnie Madikizela Mandela Local Municipality will remain the same between 2016 and 2021, with a contribution to the Alfred Nzo District Municipality GDP of 34.5% in 2021 compared to the 34.7% in 2016. At a 1.44% average annual GDP growth rate between 2016 and 2021, Mbizana ranked the second compared to the other regional economies.

CHART 23. TOTAL EMPLOYMENT PER BROAD ECONOMIC SECTOR - MBIZANA LOCAL MUNICIPALITY, 2016 [PERCENTAGE]

In Winnie Madikizela Mandela Local Municipality, the economic sectors that recorded the largest number of employments in 2016 were the community services sector with a total of 8 250 employed people or 31.2% of total employment in the local municipality. The trade sector with a total of 5 930 (22.4%) employs the second highest number of people relative to the rest of the sectors. The mining sector with 40 (0.2%) is the sector that employs the least number of people in Winnie Madikizela Mandela Local Municipality, followed by the electricity sector with 60.9 (0.2%) people employed.

Jobs Created by LED Initiatives excluding EPWP				
Year (Top 3 Initiatives	**No of jobs created**	**Jobs lost/ displaced by other initiative**	**Net Total jobs created in a year**	
2022/2023	3	N/A	3	
2023/2024	5	N/A	5	
2024/2025	6	N/A	6	

Jobs created by EPWP projects		
Year	**No of EPWP projects**	**No of Jobs created**
2022/2023	-	-
2023/2024	-	-
2024/2025	-	315

Employees: Local Economic Development and Tourism					
Level	**2023-24**	**2024-2025**			
	Employees No	**Posts No**	**Employees No**	**Vacancies**	**Vacancies %(As a %of total posts**
0-3	0	0	0	0	0
4-6	1	2	1	1	10%
7-9	0	0	0	0	0
10-12	7	7	6	1	10%
13-16	1	1	1	0	0
Total	9	10	8	2	20%

Capital Expenditure Year 2024-2025: Local economic Development					
Capital Projects	**2024-2025**				
	Budget	**Adjusted Budget**	**Actual Expenditure**	**Variance from Original Budget**	**Total Project Value**
Construction of Market Place	3,043,488.00	4,782,618.00	3,912,450.20	870,167.80	
Construction of Manufacturing hubs Ward 4	-	2,086,955.00	256,527.17	1,830,427.83	
Construction of Manufacturing Hub Ward 8	-	2,086,955.00	-	2,086,955.00	
Construction of Manufacturing hub Ward 16	-	2,086,955.00	-	2,086,955.00	

Financial Performance Year 2024-2025: LED and Tourism					
Details	**2023-24**	**2024-2025**			
	Actual	**Original Budget**	**Adjusted Budget**	**Actual**	**Variance to the Budget**
Total Operational Revenue	**(2,554649.43)**	**(20,976.00)**	**(105,976.00)**	**(107,417.98)**	**(1,441.98)**
Expenditure					
Employees	5,802,424.05	8,608,308.00	8,869,308.00	8,604,409.95	(264,898.05)
Repairs and Maintenance		-	-	-	-
Other	12,824,365.04	10,897,404.00	13,734,362.00	10,696,150.79	3,038,211.21
Total Operating Expenditure	**18,626,789.09**	**19,683,900.00**	**22,6036,670.00**	**19,300,56.74**	**3,303,109.26**
Net Operational Expenditure	**16,072,139.66**	**19,662,924.00**	**22,497,694.00**	**19,193,142.76**	**(3,304,551.24)**

3.5 EPWP Programme

Under the EPWP Programme, the municipality created 315 employment opportunities within the different municipal departments. The employment opportunities were as follow within the various department;

1. Alien and Grass Cutting: 39
2. Waste Collection; 91
3. Stormwater drainage: 9
4. Indigent data capturers and collectors; 37
5. Climate Change; 13
6. Animal Pound; 2
7. DLTC Administrators; 2
8. Road Markers; 4
9. Crime Prevention Wardens; 12
10. Recreational Facilities; 33
11. Caretakers; 32
12. Library Assistant; 4
13. Mthamvuna Watchmen; 4
14. Fleet Administrator; 1
15. Planning data capturers; 6
16. Peer Educators; 4
17. Civic Centre and Stadium; 8
18. Waste Management Services; 14

The EPWP Programme targets to create employment as per ward where the total number for the municipality should be divided equally for each ward. This is done to create equal and fair employment opportunities so that even people that reside in the outskirts of Bizana and far from the CBD area can also benefit. Ward councillors are requested to submit a beneficiary list during the recruitment process. These lists are then submitted to the Corporate Services Department that is responsible for recruitment for the municipality.

The programme is intended to reduce the high levels of unemployment but we find ourselves experiencing a number of challenges that results in the municipality deviating from the EPWP policy directives such as;

- We report high levels of resignations and absconding.
- Late recruitment processes even though these are short term contracts. Recruitment processes are always delayed due to the late advertisement.
- When an employee retires before the contract expires, replacement is not sourced according to the ward the person was employed under. We notice that replacements are randomly picked and therefore creating for some wards to have a bigger of number than the others, resulting in conflicts amongst councillors. This also deviates from the EPWP Policy and its intended purpose.

4. COMPONENT D – COMMUNITY AND SOCIAL SERVICES

4.1 Libraries and Community Facilities

Winnie Madikizela Mandela Local Municipality has 4 functional libraries: Mbizana Public Library situated next to Multi-Purpose Youth Centre (Ward 1), Nkantolo Public Library a modular placed at Kantolo JSS at ward 27, Monwabisi Mfingwana Public Library also a modular placed next to Monwabisi Mfingwana Community Hall in Ward 08, Ebenezer Public Library was constructed next to Nobukhwe Gwala Community Hall, was handed over by Wild Coast Sun and opened on the 30 April 2025 and is fully functional. DSRAC has provided all 4 libraries with free Wi-fi, new computers and new books. All the libraries at WMMLM are fully functional with staff and library materials.

1 MOA was signed between WMMLM and DSRAC for grant which amounts to R1 047 000.00. Supplied and delivered 2931 newspapers and magazines (periodicals) to all 4 libraries. 4 Libraries were maintained and equipped (Monwabisi, Mbizana, Nkantolo and Ebenezer) through service provider Pahle construction. 1 jungle gym was installed at Mbizana Public Library.

Duties of the Municipality: To utilise the funding in accordance with the business plan. In accordance with the objectives as set out in this Agreement and not for any other objectives not stipulated herein. To submit reports to the department on or before the dates stipulated in the agreement. **Duties of DSRAC:** Subject to clause of the agreement, effect transfer of the allocated amount to the Municipality, subject to the satisfactory fulfilment of the terms and conditions as set out in the agreement. Ensure the Municipality utilises the funding in accordance with Business plan. **Conducted 10 library awareness campaigns**: 1 August 24 at Nomangesi Malunga Mlomo (Ward 18), 28 August 24 at Monwabisi Mfingwana Community Hall (Ward 8) and 19 September at Mbizana Town hall (ward 1), 09 October 24 at Mbizana Public Library (Ward1),29 November 24 at Nkantolo Community Hall (ward 27) and 11 December 24 at Mbizana Public Library. 5 February 2025 at Pakamisa SPS, 28 February at Mbizana Civic Centre, 29 April 25 @ Nobukhwe Gwala Community hall ward 24, 30 April Ebenezer Public Library @ ward 24, 28 May @ Mbizana Public Library ward 1.

Number of community halls and how they are managed and booked

The Department currently operates 31 community halls, with all Wards having access to these facilities except for wards 16 & 32, where construction is still underway. These facilities are maintained through EPWP (Cleaners & Caretakers), and Service Provider for Minor maintenance. The bookings for the facilities are managed through the ticket Office using the approved 24/25 Tariffs.

Recreational Policy

There is a Recreational Policy in place, adopted by the council in 24/25 that governs the management and operation of these facilities.

4.2 Cemeteries

Currently, the Municipality has 2 Cemeteries both in Ward 1 (EXT1). General cleansing is done on regular basis in and out through EPWP and permanent personnel. Cemeteries have been an important part of our culture and society, as such, it's of high importance that they are regularly maintained and are of high standard. The following was done within the cemetery (financial year 2024/2025); purchase park benches and tables and purchased of plants for beautification of cemetery. An Environmental Management Programme, Site plan and designs have been developed and approved for development of chapel which is the future plan. Furthermore, landscaping of the new cemetery. Future plans include demarcating an area where Bizana Heroes will be buried and re-fencing of the cemetery. Below is an image illustrating the current state of Bizana Cemetery.



4.3 Aquatic Safety

Bizana is categorised into inland and coastal areas and it has five public beaches namely; Mzamba, Mnyameni, Skhombe, Khwanyana and Mtentu (Beaches illustrated on the map below). Waste collection within the coastal Belt is managed through EPWP Personnel, the personnel is responsible for cleaning and removal of invasive alien plant species along the coast. The Working for the Coast Project funded by DFFE which assist in waste management and clearing of alien invasive plants. Invasive alien plants can transform ecosystems structure and ecosystem functioning and thus it's of high importance to identify and remove alien species. Eastern Cape Parks Tourism Agency through N2 Biodiversity Offset Project also assists through provision of 35 EPWP participants responsible for waste collection, wetland rehabilitation and clearing of Alien Invasive Plants. The municipality has collected and checked quality for 110 samples in the last financial year and 2 signboards and 3 concrete bins were installed.

Checking water quality has also been prioritised by the municipality, this is done so as to ensure aquatic species' safety.



Figure 2: Images illustrating signboards and waste bins

5. COMPONEMT E : ENVIROMENTAL MANAGEMENT AND SIGNAGE CONTROL

5.1 Pollution control, Biodiversity, Landscape and Coastal Protection

Winnie Madikizela Mandela Local Municipality is one of the municipalities within the Alfred Nzo District Municipality (ANDM). The District Municipality developed and adopted Air Quality Management Plan hence the Municipality currently relies on Air Quality Management Plan that was developed by ANDM. However, there is a plan in place to develop our own Air Quality Management Plan as the Air Quality Management bylaw s under public participation processes.

5.2 Public Comfort Facilities

Environmental Services is currently responsible for maintenance and management of 28 municipal facilities which includes; 2 Cemeteries, 2 nurseries, 7 municipal facilities, 9 sport fields, 4 Community parks and 4 Heritage Sites. Community parks is designed for recreational purposes such as picnics, sport facility, events and also has children accommodation zone. The heritage sites namely; O.R Tambo Cultural Village, O.R Tambo garden of remembrance, Winnie Madikizela-Mandela Heritage Site, Ndlovu Heritage Site and Khananda Heritage Site pride with greening, landscaping and also serves as tourist attraction areas. Grass cutting is done when required within Bizana town and it's also done in the above-mentioned public comfort facilities.





Figure 3: Images illustrating Park and municipal facility

5.3 Nurseries

Currently, Bizana has two nurseries namely; uMthamvuna nursery and Cultural Village nursery located in Ward 1 & Ward 18. They are maintained in-house by the municipality; these nurseries comprise of medicinal plants (See images below).



Figure 4: Illustrating Environmental Awareness campaigns

Conducting of Environmental Management Campaigns

One of the targets on the approved SDBIP is to conduct 8 environmental awareness campaigns within Bizana and environmental clubs have been introduced in various schools. The objective of the environmental clubs is to empower different communities and schools through conducting awareness's i.e. environmental education. 8 awareness's have been conducted in financial year 2024/2025 as follows;

- On the 10 September 2024 at Ngcingo JSS in Ward 13 and Luna SPS in Ward 18.
- On the 16 September 2024 at Mzamba Beach in Ward 24.
- On the 16 October 2024 at Wetland Park in Ward 1
- On the 7 November 2024 at Cultural Village in Ward 1.
- On the 4 February 2025 at Khumbuza (Theophilous Tshangela) Community Hall in Ward 25.
- On the 27,28 & 31 March 2025 at Mzamba, Mnyameni & Mtentu Beach in Ward 24, 25 respectively.
- On the 14 April 2025 at Wild Coast Sun in Ward 24.
- On the 5th of June 2025 at Mzamba beach Ward 24.

Further to this, one of the schools from WMMLM participated in the Provincial Environmental Awards by Department of Economic Development, Environmental Affairs and Tourism that were held on the 18th of September at Wild Coast Sun.





Environmental awareness campaigns undertaken in various areas within Bizana.





Environmental awareness campaigns undertaken in various areas within Bizana.



The municipality is further implementing its climate change strategy, workshops are conducted in Tribal Authorities and there is a team specialised for clearing of Alien Invasive Species. The following workshops and trainings have been conducted 4 Climate Change programmes.

- At Multi-Purpose Youth Centre in Ward 1 on the 23 August 2024.
- At Amantshangase Tribal authority in Ward 3 on the 27 November 2024.
- At Imizizi Tribal Authority in Ward 18 on the 19 February 2025.
- At Wild Coast Sun Ward 24 on the 23 May 2025 and at Mphuthumi Mafumbatha Stadium Boardroom on the 30th May 2025.





Images illustrating Climate Change workshops

Capital Expenditure Year 2024-2025: Environmental Management and Biodiversity					
Capital Projects	**2024-2025**				
	Budget	**Adjusted Budget**	**Actual Expenditure**	**Variance from Original Budget**	**Total Project Value**
N/A	0			0	0

Employees: Environmental Management and Biodiversity					
Level		**2024-2025**			
	Employees No	**Posts No**	**Employees No**	**Vacancies**	**Vacancies %(As a %of total posts**
0-3	0	03	0	03	100%
4-6	01	02	01	01	50%
7-9	01	01	01	0	0%
10-12	01	01	01	0	0%
13-16	-	-	-	-	-
Total	**03**	**07**	**03**	**04**	**57%**

Financial Performance Year 2024-2025: Environmental Management and Biodiversity					
Details	**2023-24**	**2024-2025**			
	Actual	**Original Budget**	**Adjusted Budget**	**Actual**	**Variance to the Budget**
Total Operational Revenue	-	-	-	-	-
Expenditure					
Employees	1 786 640.00	1 892 124.00	1 961 124.00	2 015 022.56	(53 898.56)
Repairs and Maintenance		-	-	-	-
Other	694 100.29	921 900.00	865 900.00	965 532.47	(99 632.47)
Total Operating Expenditure	2 480 740.29	2 814 024.00	2 827 024.00	2 980 555.03	(153 531.03)
Net Operational Expenditure	2 480 740.29	2 814 024.00	2 827 024.00	2 980 555.03	(153 531.03)

6. COMPONENT F: SAFETY AND SECURITY

6.1 Fire and Disaster Management

Fire Management

Fire and Rescue services are conducted by ANDM, operating a Satellite centre. There is no signed (MOU) memorandum of understanding, the ANDM is currently working on it and Fire Prevention Plan & Fire Tariffs and By-Law's where in jointly Fire tariffs will be determined and implemented. Community. The municipality is planning to develop Fire Risk Assessment in order to develop Fire Protection Plan and tap into opportunities for funding projects like working on fire.

Objectives of working on fire

- Is intended for protection of natural vegetation
- To create a community upliftment programme that will employ people especially the disadvantaged groups e.g. Women and Youth.
- To secure livelihoods and sustainable environment.
- To promote environmental strategies in minimizing veld fires through fire and life safety awareness and education campaigns.
- To provide trainings in different skills.

Objectives of Disaster Risk Management

To ensure disaster risk reduction, reducing vulnerability, enhancing resilience and saving lives. Fostering community awareness.

Disaster Risk interventions

The Municipality has a Disaster Social Relief of Distress policy, which had since been reviewed in the 2024/25 financial year and adopted by the council. This policy is used as an intervention strategy to distress and destitute families in the Municipality. Through SRD policy Disaster is able to provide first social relief like food packs, mattresses, blankets and provide burial assistance on request and pauper burials

Disaster Awareness Campaigns

Done by conducting public awareness campaigns to raise disaster risk awareness within communities to minimise disasters impact.

The municipality conducted 11 Disaster awareness campaigns: 24/07/2025: Disaster awareness Campaign in ward 06, Tsawana Primary School. 14/09/2024: Disaster Awareness Campaign in ward 10, Lower Mkhomane Primary School. 24/10/2025: Disaster Awareness Campaign at MxingaVillage in ward 30. 05/02/2025: Disaster awareness Campaign in ward 18, Mqonjwana Village at Zion Church. 12/02/2025; Disaster Awareness Campaign at Ntlozelo Village, Church of Zion. 24/04/2025: Disaster awareness Campaign, at Sicelo Bhani Community Hall. 15/05/2025 Disaster awareness Campaign in ward 09 at Nkosi Gcinisizwe Sigcau Community Hall. 09/11/2025: Disaster awareness Campaign in ward 06, Kwandunge village at Ndunge Primary school. 13/11/2025 Disaster awareness Campaign in ward 11 at Ngqindilili Community Hall. 30/10/2024: Disaster Awareness Campaign in ward 2, Ntamonde Village. 29/10/2025: Disaster Awareness Campaign at Inkonjane/Alfred Nzo Community Radio for early warnings.

Aims of Disaster awareness: To minimise risks and Disaster Risk Reduction by conducting public education and awareness for all disaster types. These awareness's are conducted at ward level based directly to communities. CBDRA is ongoing program which is in the Municipal IDP as performance target.

Community Based Disaster Risk Assessment: Was done in all wards by Disaster Management together with University of Free State.

6.2 Protection Services

Protection Services is subdivided into five sections that is; Traffic law enforcement, driving licence testing Centre, Registering Authority, Pound, Security Services and VIP.

Traffic section

The Traffic law enforcement unit is composed of 7 traffic officers, 7 traffic wardens and 12 Crime prevention wardens (12 Crime prevention wardens are on EPWP contract) all the staff reports to Superintendent law enforcement.

Activities

Traffic Officers ensure road worthiness of public Transport, inspection driving licenses, enforced municipal by laws, attending road accidents, ensure free flow of traffic in our roads and encourage voluntary compliance to by laws and National Road Traffic Act 93/1996. The traffic wardens and Crime prevention wardens ensures compliance to Municipal By laws and enforcement of NRTA 93/1996 focusing in the Central business area.

Technological Machines Available

- Dragger Machine
- Speed Machine
- Breathalyzer alcohol machine
- Appointment Magi card

Challenge

- No space for parking in town
- Pot holes in the CBD that caused traffic conjunction
- Allocation of Hardware's in town

Linking sceptic tanks (affect road markings)

Roadblocks

During 2024/25 financial year 20 roadblocks were conducted in various areas within Mbizana Jurisdiction.



By-Law enforcement

During 2024/25 financial year 08 Bylaw activities were conducted in Mbizana CBD .







Traffic Police Service data				
Details	2023-24	2024-25		2025-2026
	Actual Number	Estimated Number	Actual Number	Estimated Number
Number of road traffic accidents during the year	334	560	620	588
Number of by-law infringements attended	152	205	205	352
Number of traffic officers on the field on an average day	08	08	08	10
Number of officers on duty on an average day	24	25	25	25

Employees: Protection Services including security services					
Level	2023-24	2024-2025			
	Employees No	Posts No	Employees No	Vacancies	Vacancies %(As a %of total posts
0-3	0	0	0	0	0
4-6	19	20	17	03	15%
7-9	09	09	09	01	0%
10-12	17	19	18	01	5.3%
13-16	01	01	01	0	0%
Total	**46**	**49**	**45**	**5**	**8%**

Driver's Licencing and Testing Centre (DLTC)

Winnie Madikizela Mandela Local Municipality is providing drivers licence testing Centre Services where we produce credible leaner's licence, new drivers licence application, renewal of drivers' licence card and Application for professional driving licence where the centre is graded as grade B Driving licence testing centre. This infrastructure benefits 32 wards of WMM Municipality and entire South Africa in promoting service delivery which is the mission and the vision of WMM Local Municipality.

Activities

The activities that are being conducted at the centre as scheduled as follows: Learners License bookings are done from Monday to Friday. Learners License classes are conducted 4 days a week with 2 classes a day which is Monday to Thursday where each class consist of 9 applicants and that makes a total of 72 applicants a week. These figures are depending on the availability of applicants but the DLTC is readily available to work according to the indicated plan. Currently the DLTC is having 8 driving license appointments daily for driver's license test. The centre is having 2 live enrolment unit, 3 E-Natis computer, 2 printers and face value documents. All the above-mentioned assets are provided by the Department of Transport as the custodian of the system.

Success

Installation of air conditioners
Construction of ramp for the people living with disability
Toilets, kitchen and roof maintenance renovation at the centre
Licking septic tank at the DLTC that affected the grave yard, has been sorted

Challenges

The test route is giving us a problem as it is badly damaged which makes the centre not to comply with the National Road Traffic Act Standards. There is a significant decrease in the production of learner's license due to the introduction of the computerised leaners license test system by the department of transport as our clients still not familiar with computers. This adversely affect the driving license bookings as the leaners license is the first requirement for the application of driving license test.





driving licence test in progress

DLTC Data		
Details	**2023-2024**	**2024-2025**
	Actuals	**Actuals**
Total Number of learner's licences processed	3338	2906
Total Number of driver's licences processed	6893	7309
Average turnaround time –leaners licence	2weeks	2 weeks
Average turnaround time –Drivers-licence	3weeks	2 weeks

Employees: DLTC

Level	2023-2024	2024-2025			
	Employees No	Posts No	Employees No	Vacancies	Vacancies %(As a %of total posts
0-3	0	0	0	0	0%
4-6	03	05	05	0	0%
7-9	01	01	01	01	0%
10-12	03	05	04	01	20%
13-16	-	-	-	-	-
Total	**07**	**11**	**10**	**02**	**9%**

Capital Expenditure Year 2024-25: DLTC					
Capital Projects	**2024-2025**				
	Budget	**Adjusted Budget**	**Actual Expenditure**	**Variance from Original Budget**	**Total Project Value**
N/A	0	0	0	0	0

Financial Performance Year 2024-2025: DLTC					
Details	**2023-2024**	**2024-2025**			
	Actual	**Original Budget**	**Adjusted Budget**	**Actual**	**Variance to the Budget**
Total Operational Revenue	**(4,634,931.90)**	**10268082,92**	**10268082,92**	**10268082,92**	00
Expenditure	1,231,304.00	600 000.00	736 568.00	730 207.04	223 600.00
Employees	1,627,815.77	1757148.00	1757148.00	1757148.00	00
Repairs and Maintenance	2,881,143.43	N/A	N/A	N/A	N/A
Other	2,881,143.43	N/A	N/A	N/A	N/A
Total Operating Expenditure	**15,740,263.20**	**2 357 148.00**	**2 483 716.00**	**2 487 355.04**	**223 600.00**
Net Operational Expenditure	**11,105,331.30**	**2 357 148.00**	**2 483 716.00**	**2 487 355.04**	**223 600.00**

Registration authority

Winnie Madikizela Local Municipality entered into a memorandum of understanding with Department of Transport thereby signing a valid service level agreement which is based on total revenue collection from the Registering Authority. Department of Transport sets terms on the collection of revenue which stipulates well that the Department will supply prescribed Stationery such as; face value documents and provision of eNatis computers also mentioning dividends from the collection of licence fees where 19% goes to the Institution (WMM Local Municipality) and 81% to the Department of Transport.

The Registering Authority works effectively and efficiently with DLTC staff who work tirelessly at different levels producing good output.

Background of the Registration Authority

The Registering Authority rests with the responsibility of Registration and licensing of motor vehicles, issuing of both temporal & special permits and also motor trade numbers. This body (RA)is monitored by the Department of Transport (DOT) whereas employment of staff to ensure that service delivery is in smooth running to Winnie Madikizela Mandela Communities is the responsibility of Winnie Madikizela Mandela Local Municipality.

Registering Authority's Performance and Accessibility

The Authority is rendering a very good service, and it is more and easily accessible to customers.

Activities

- Registration of all types of motor vehicles
- Licensing of motor vehicles
- Notices of change of ownerships
- Handling all motor vehicles queries
- Issuing of temporal and special permits
- Issuing of motor trade numbers
- Attending to deregistration reasons whether it's because of theft or any other reasons
- Applications for documentations
- Filing and any other issues related to motors vehicles
- Issuing of forms for all transactions

Number of Technological machines available

The RA consists of 2 terminals system (ENatis computer system) and 1 HP printer which is also ENatis connected printer serviced by RTMC.3 Cash drawer from the municipality.

Successes

- Correct transactions are done according to the regulation.
- Filing is done according to the audit manual (DOT).
- Meeting deadlines for submission of returns to the province
- Computerised Learners License System has been installed in Mbizana DLTC and it is operational.

Challenges

- The new system has negatively affected the revenue collection on learner's license side as the clients are running away on the new system.




registration underway

6.3 Security

Winnie Madikizela Mandela Local Municipality has 19 Security Officers permanently employed to secure assets, resources and employees. Municipal securities work from Monday to Friday covering morning and afternoon shift focusing on four (4) municipal sites in town. The Municipality also contracted private Security company (Gijima) to provide extra 50 security personnel to safe guard Sixteen municipal sites. They work Monday to Sunday and public holidays. Vendor assessment tool has been developed to monitor performance of service provider. Two secure personnel deployed at reception area to escort visitors. This subsection further has a VIP protection unit with three fulltime officers while other Seven are attached to the principals on a contract basis.

Number of technological machines available

- Metal detector
- CCTV cameras





6.4 Pound

WMM Local Municipality has established a Pound situated in Highland View which is fully operational. The pound aims at implementing the legal processes of impounding stray and trespassing animals within the CBD, public roads, and private properties within WMM Local Municipality jurisdiction thus fostering to communities a sense of responsibility for their livestock and also enforcing municipal bylaws.

Activities

The activities that are presently conducted at Winnie Madikizela Mandela Municipal Pound is the collection and keeping of stray and trespassing animals within the CBD, public roads and private properties within WMM local municipality jurisdiction. At the moment only large and small stock that is catered for, no domestic animals.

Number of technological machines available

- Shearing Machine
- Captive Bolt (Gun)

Successes

The Pound is performing its core functions successfully regardless of the challenges that are obstructing the service.

Challenges

- The main challenge is the access road to the Municipal Pound and this makes it difficult to do deliveries whether its livestock nor feed.
- The Pound Office has no sewerage system in place as such the office is not useable.

Pound: Data		
Details	2023-24	2024-25
	Actuals	Actuals
Total number of animals impounded	458	469

Employees: Pound					
Level	**2023-2024**	**2024-2025**			
	Employees No	**Posts No**	**Employees No**	**Vacancies**	**Vacancies %(As a %of total posts**
0-3	02	04	02	02	50%
4-6	0	0	0	0	0
7-9	0	0	0	0	0
10-12	01	01	01	0	0%
13-16	-	-	-	-	
Total	**03**	**04**	**03**	**02**	**25%**

Capital Expenditure Year 2024-25: Pound					
Capital Projects	**2024-2025**				
	Budget	**Adjusted Budget**	**Actual Expenditure**	**Variance from Original Budget**	**Total Project Value**
	0	0	0	0	

7. COMPONENT G: SPORT AND RECREATION

7.1 Sport Development

1 sport facility (Mphuthumi Mafumbatha Stadium) in ward 01 situated in Mbizana Town with a 30-seater boardroom, Running track and Combination courts. This facility is managed through bookings using approved 24/25 Tariffs. The facility plays a vital role in nation building by promoting unity, social development, economic growth and cultural preservation.

8. COMPONENT H – CORPORATE POLICY OFFICES AND OTHER SERVICES

Executive and Council

Employees MMs Office

Employees: Office of the Municipal Manager Including SPU					
Level	**2023-24**	**2024-2025**			
	Employees No	**Posts No**	**Employees No**	**Vacancies**	**Vacancies %(As a %of total posts**
0-3	0	0	0	0	0%
4-6	13	13	13	0	0%
7-9	0	0	0	0	0%
10-12	16	18	15	03	17%
13-16	06	06	06	0	0%
Total	**35**	**37**	**34**	**03**	**8%**

Employees: Budget and Treasury					
Level	**2023-24**	**2024-2025**			
	Employees No	**Posts No**	**Employees No**	**Vacancies**	**Vacancies %(As a %of total posts**
0-3	01	01	01	0	0%
4-6	10	10	10	0	0%
7-9	0	0	0	0	0
10-12	09	09	09	0	0%
13-16	04	04	04	0	0%
Total	**24**	**24**	**24**	**0**	**0%**

Human Resources and Skills Development

The objective of the section is to ensure the effective utilisation and maximum development of human capital as well as maintaining a high morale among employees.

The following programmes were run by the section in this financial year:

i. 14 new applicants (employees) have been granted study assistance to further their qualifications;
ii. 12 employees are continuing beneficiaries from previous years;
iii. 04 study assistance beneficiaries graduated in their respective courses;
iv. 01 finance intern is registered and studying Municipal Finance Management Programme (MFMP);
v. 01 middle manager is registered and studying Municipal Finance Management Programme (MFMP);
vi. Twenty-five (25) students were afforded work exposure through the Work Integrated Learning (WIL) programme which is hosted by the Walter Sisulu University for learners coming from Winnie Madikizela-Mandela LM jurisdiction;
vii. Fifteen (15) in-service training students are continuing with their eighteen (18) months' workplace exposure;

8.1 Organisational Structure

The municipality has reviewed its organisation structure and was adopted by Council on the 28th of June 2024. The total number of approved positions in the Organizational Structure is 315 with 285 filled positions and 29 vacant positions.

Departments	Number of posts as per Approved Org Structure	Filled posts	Vacant posts	Vacancy Rate
Municipal Manager	38	35	03	8%
Corporate Service	46	44	02	4%
Budget & Treasury	25	25	0	0%
Community Services	131	115	16	12%
Engineering Services	43	38	05	12%
Development Planning	22	20	02	9%
Total	**305**	**277**	**28**	**9.%**

Organisational Structure

WINNIE MADIKIZELA MANDELALOCAL MUNICIPALITY

MACRO ORGANISATIONAL STRUCTURE

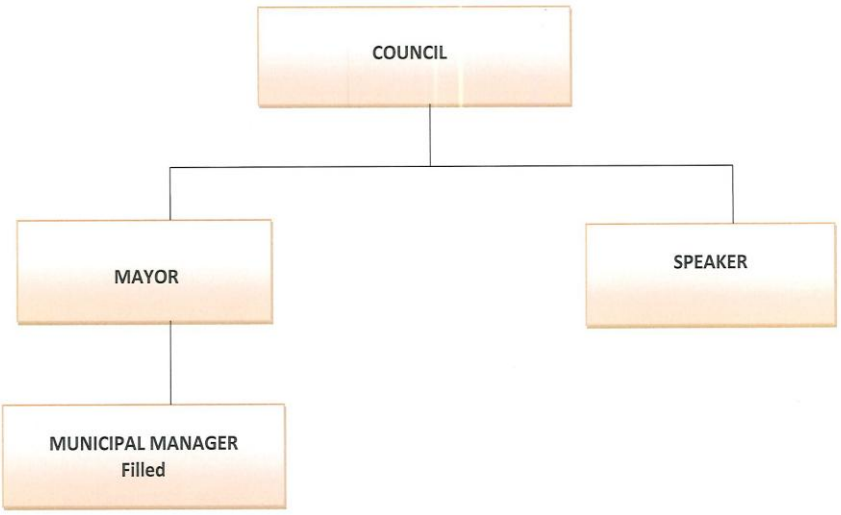
COUNCIL
MAYOR
SPEAKER
MUNICIPAL MANAGER
Filled

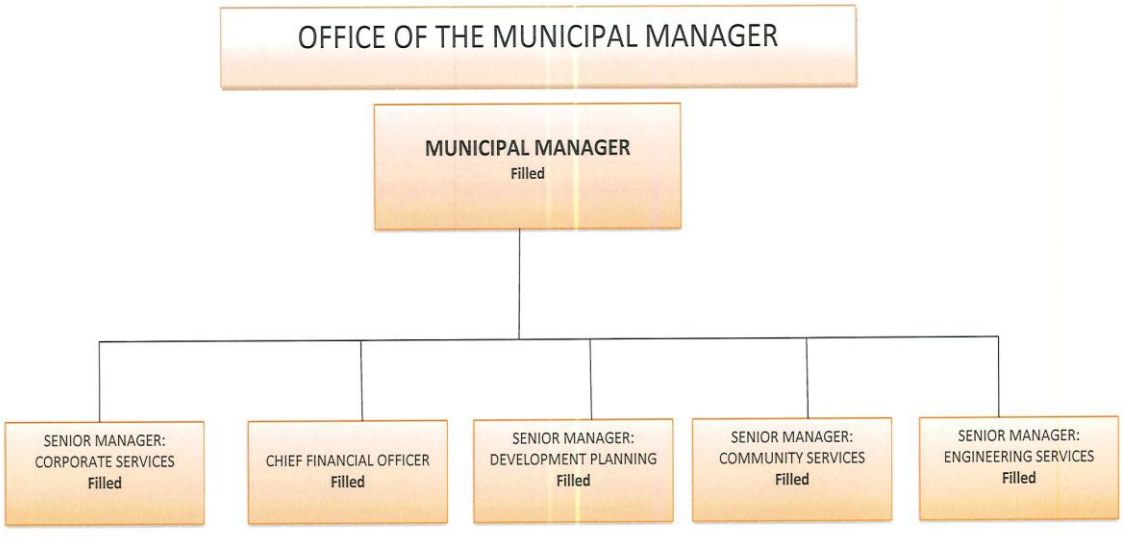
OFFICE OF THE MUNICIPAL MANAGER
MUNICIPAL MANAGER
Filled
SENIOR MANAGER: CORPORATE SERVICES
Filled
CHIEF FINANCIAL OFFICER
Filled
SENIOR MANAGER: DEVELOPMENT PLANNING
Filled
SENIOR MANAGER: COMMUNITY SERVICES
Filled
SENIOR MANAGER: ENGINEERING SERVICES
Filled

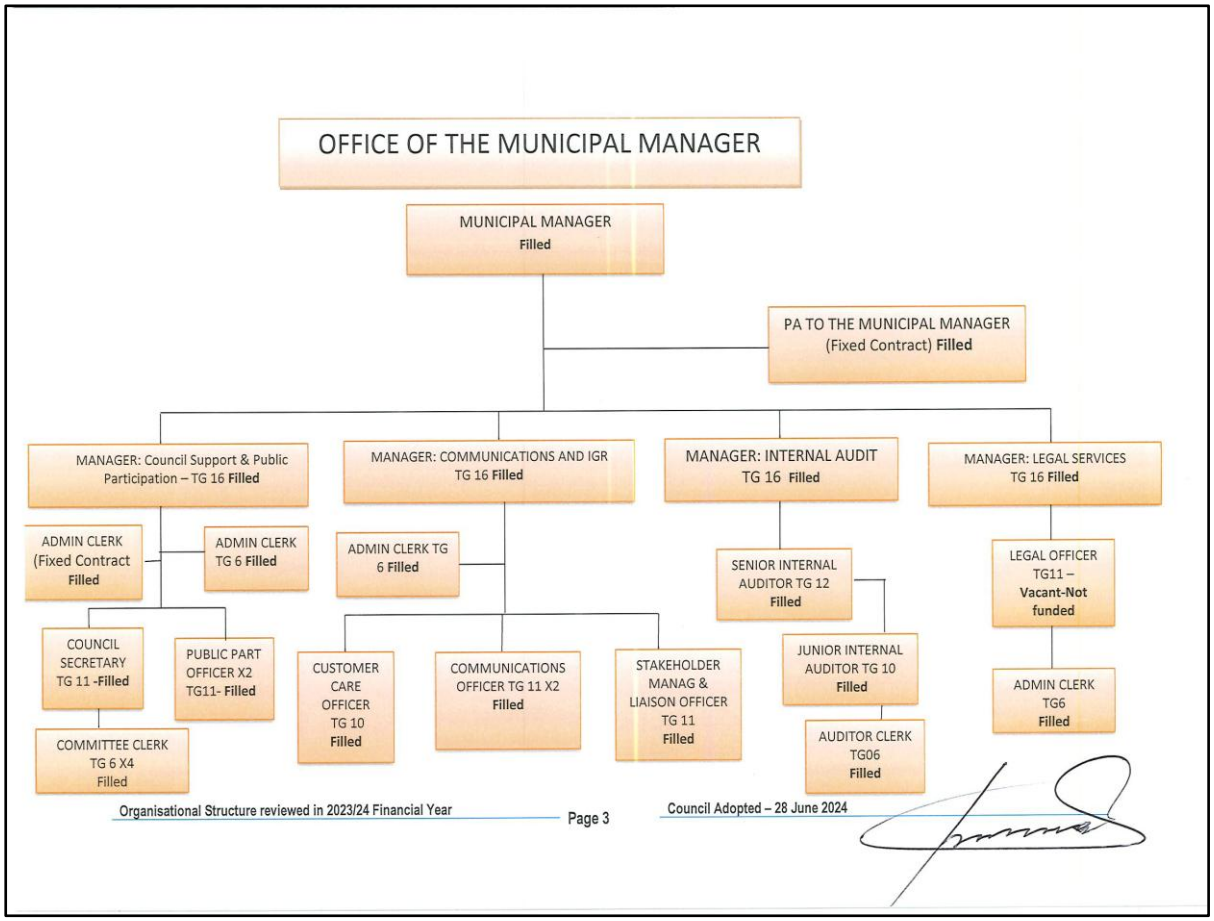
OFFICE OF THE MUNICIPAL MANAGER
MUNICIPAL MANAGER
Filled
PA TO THE MUNICIPAL MANAGER
(Fixed Contract) Filled
MANAGER: Council Support & Public Participation – TG 16 Filled
MANAGER: COMMUNICATIONS AND IGR TG 16 Filled
MANAGER: INTERNAL AUDIT TG 16 Filled
MANAGER: LEGAL SERVICES TG 16 Filled
ADMIN CLERK (Fixed Contract Filled
ADMIN CLERK TG 6 Filled
ADMIN CLERK TG 6 Filled
SENIOR INTERNAL AUDITOR TG 12 Filled
LEGAL OFFICER TG11 – Vacant-Not funded
COUNCIL SECRETARY TG 11 -Filled
PUBLIC PART OFFICER X2 TG11- Filled
CUSTOMER CARE OFFICER TG 10 Filled
COMMUNICATIONS OFFICER TG 11 X2 Filled
STAKEHOLDER MANAG & LIAISON OFFICER TG 11 Filled
JUNIOR INTERNAL AUDITOR TG 10 Filled
ADMIN CLERK TG6 Filled
COMMITTEE CLERK TG 6 X4 Filled
AUDITOR CLERK TG06 Filled
Organisational Structure reviewed in 2023/24 Financial Year
Page 3
Council Adopted – 28 June 2024

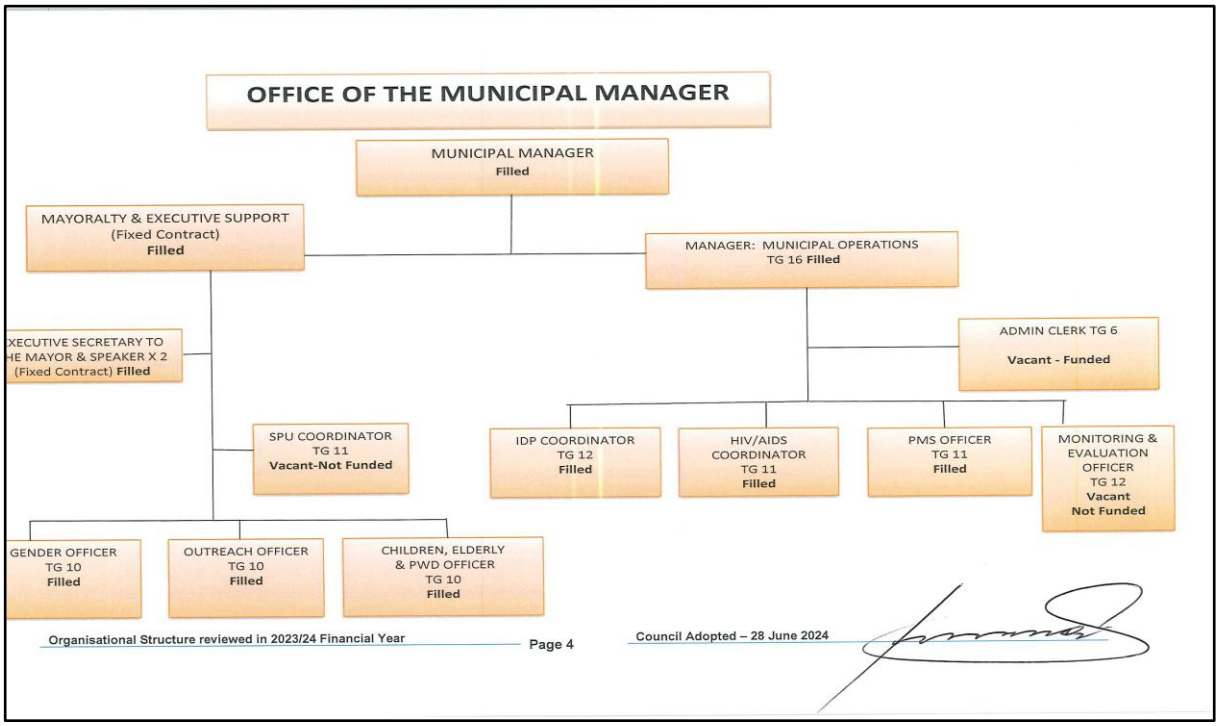
OFFICE OF THE MUNICIPAL MANAGER
MUNICIPAL MANAGER
Filled
MAYORALTY & EXECUTIVE SUPPORT (Fixed Contract) Filled
MANAGER: MUNICIPAL OPERATIONS TG 16 Filled
XECUTIVE SECRETARY TO HE MAYOR & SPEAKER X 2 (Fixed Contract) Filled
ADMIN CLERK TG 6
Vacant - Funded
SPU COORDINATOR TG 11 Vacant-Not Funded
IDP COORDINATOR TG 12 Filled
HIV/AIDS COORDINATOR TG 11 Filled
PMS OFFICER TG 11 Filled
MONITORING & EVALUATION OFFICER TG 12 Vacant Not Funded
GENDER OFFICER TG 10 Filled
OUTREACH OFFICER TG 10 Filled
CHILDREN, ELDERLY & PWD OFFICER TG 10 Filled
Organisational Structure reviewed in 2023/24 Financial Year
Page 4
Council Adopted – 28 June 2024

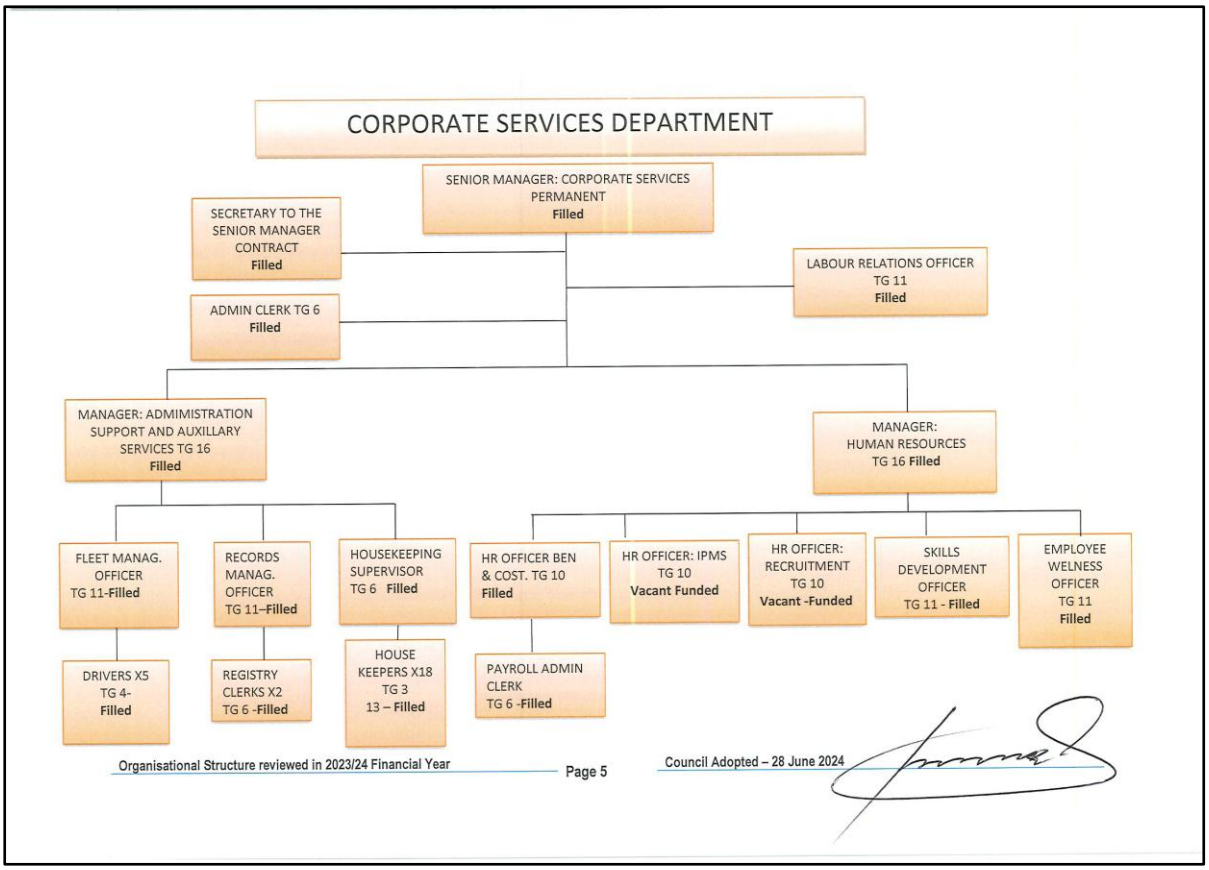
CORPORATE SERVICES DEPARTMENT
SENIOR MANAGER: CORPORATE SERVICES PERMANENT Filled
SECRETARY TO THE SENIOR MANAGER CONTRACT Filled
ADMIN CLERK TG 6 Filled
LABOUR RELATIONS OFFICER TG 11 Filled
MANAGER: ADMIMISTRATION SUPPORT AND AUXILLARY SERVICES TG 16 Filled
MANAGER: HUMAN RESOURCES TG 16 Filled
FLEET MANAG. OFFICER TG 11-Filled
RECORDS MANAG. OFFICER TG 11–Filled
HOUSEKEEPING SUPERVISOR TG 6 Filled
HR OFFICER BEN & COST. TG 10 Filled
HR OFFICER: IPMS TG 10 Vacant Funded
HR OFFICER: RECRUITMENT TG 10 Vacant -Funded
SKILLS DEVELOPMENT OFFICER TG 11 - Filled
EMPLOYEE WELNESS OFFICER TG 11 Filled
DRIVERS X5 TG 4- Filled
REGISTRY CLERKS X2 TG 6 -Filled
HOUSE KEEPERS X18 TG 3 13 – Filled
PAYROLL ADMIN CLERK TG 6 -Filled
Organisational Structure reviewed in 2023/24 Financial Year
Page 5
Council Adopted – 28 June 2024

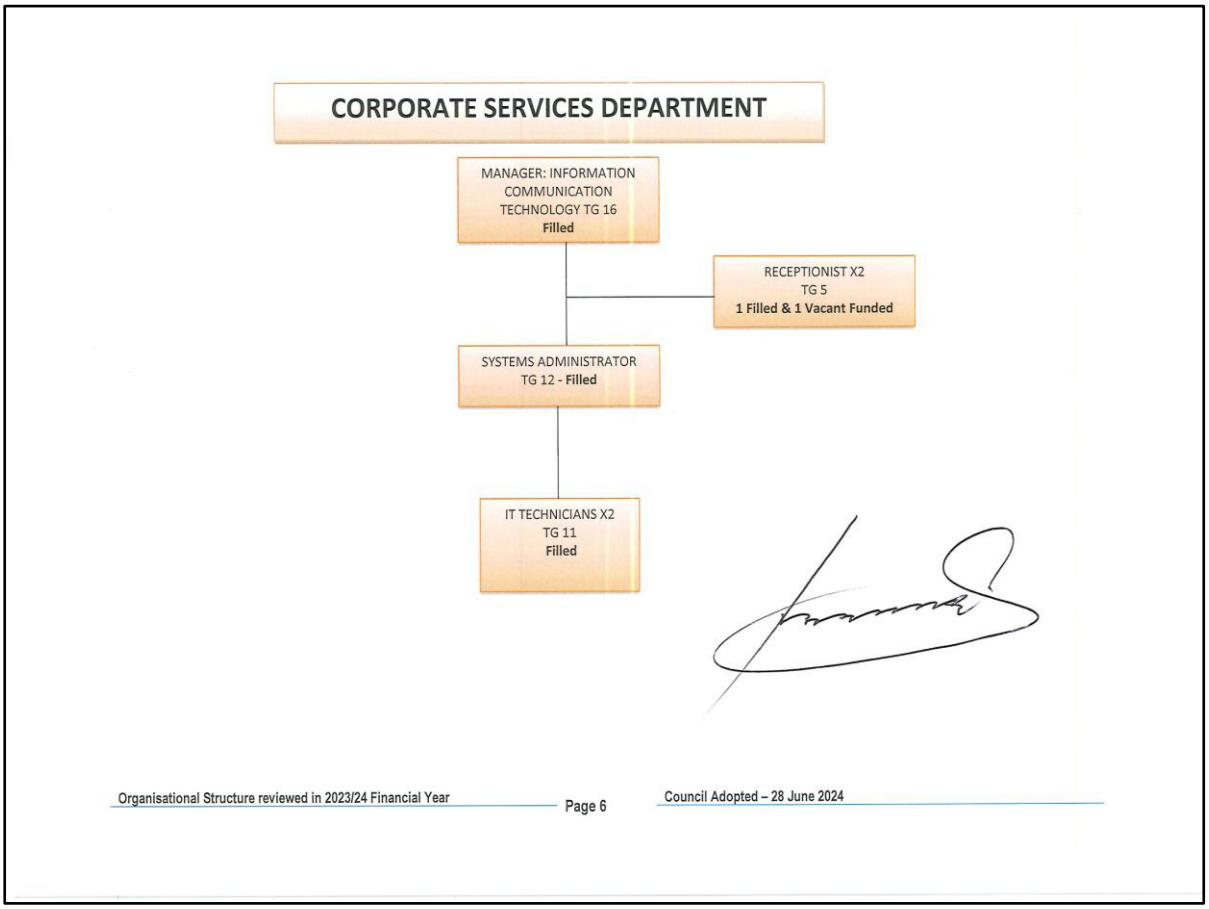
CORPORATE SERVICES DEPARTMENT
MANAGER: INFORMATION COMMUNICATION TECHNOLOGY TG 16 Filled
RECEPTIONIST X2 TG 5 1 Filled & 1 Vacant Funded
SYSTEMS ADMINISTRATOR TG 12 - Filled
IT TECHNICIANS X2 TG 11 Filled
Organisational Structure reviewed in 2023/24 Financial Year
Page 6
Council Adopted – 28 June 2024

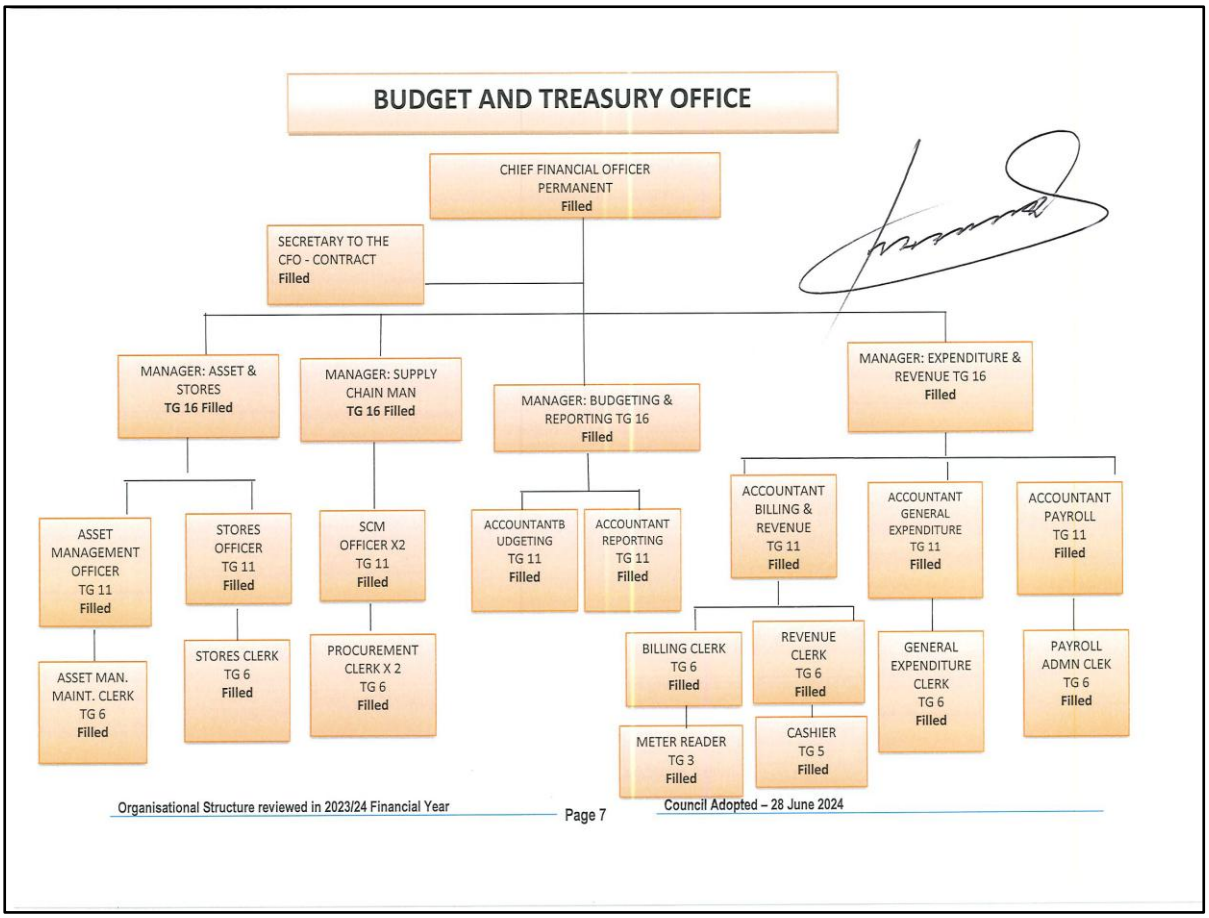
BUDGET AND TREASURY OFFICE
CHIEF FINANCIAL OFFICER
PERMANENT
Filled
SECRETARY TO THE CFO - CONTRACT
Filled
MANAGER: ASSET & STORES
TG 16 Filled
MANAGER: SUPPLY CHAIN MAN
TG 16 Filled
MANAGER: BUDGETING & REPORTING TG 16
Filled
MANAGER: EXPENDITURE & REVENUE TG 16
Filled
ASSET MANAGEMENT OFFICER TG 11
Filled
STORES OFFICER TG 11
Filled
SCM OFFICER X2 TG 11
Filled
ACCOUNTANTB UDGETING TG 11
Filled
ACCOUNTANT REPORTING TG 11
Filled
ACCOUNTANT BILLING & REVENUE TG 11
Filled
ACCOUNTANT GENERAL EXPENDITURE TG 11
Filled
ACCOUNTANT PAYROLL TG 11
Filled
ASSET MAN. MAINT. CLERK TG 6
Filled
STORES CLERK TG 6
Filled
PROCUREMENT CLERK X 2 TG 6
Filled
BILLING CLERK TG 6
Filled
REVENUE CLERK TG 6
Filled
GENERAL EXPENDITURE CLERK TG 6
Filled
PAYROLL ADMN CLEK TG 6
Filled
METER READER TG 3
Filled
CASHIER TG 5
Filled

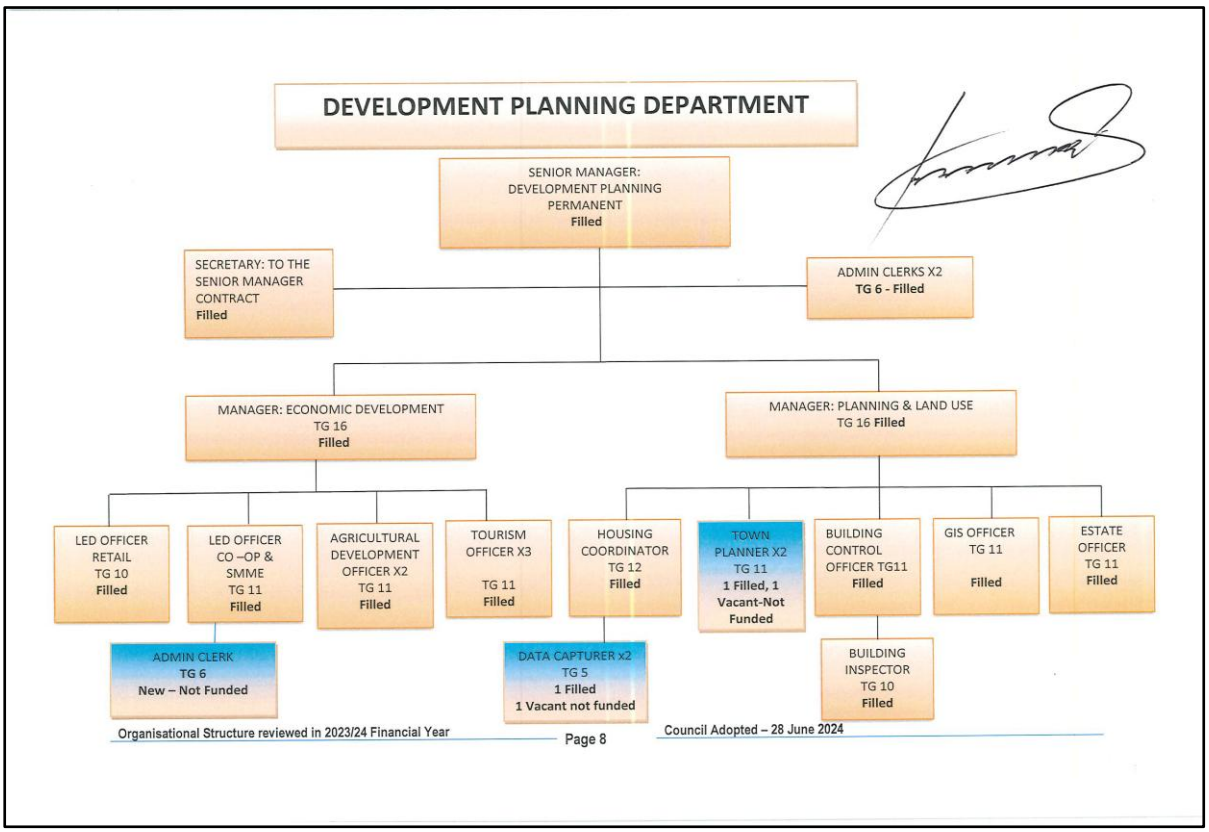
DEVELOPMENT PLANNING DEPARTMENT
SENIOR MANAGER: DEVELOPMENT PLANNING
PERMANENT
Filled
SECRETARY: TO THE SENIOR MANAGER
CONTRACT
Filled
ADMIN CLERKS X2
TG 6 - Filled
MANAGER: ECONOMIC DEVELOPMENT
TG 16
Filled
MANAGER: PLANNING & LAND USE
TG 16 Filled
LED OFFICER RETAIL TG 10
Filled
LED OFFICER CO –OP & SMME TG 11
Filled
AGRICULTURAL DEVELOPMENT OFFICER X2 TG 11
Filled
TOURISM OFFICER X3
TG 11
Filled
HOUSING COORDINATOR TG 12
Filled
TOWN PLANNER X2 TG 11
1 Filled, 1 Vacant-Not Funded
BUILDING CONTROL OFFICER TG11
Filled
GIS OFFICER TG 11
Filled
ESTATE OFFICER TG 11
Filled
ADMIN CLERK
TG 6
New – Not Funded
DATA CAPTURER x2
TG 5
1 Filled
1 Vacant not funded
BUILDING INSPECTOR TG 10
Filled

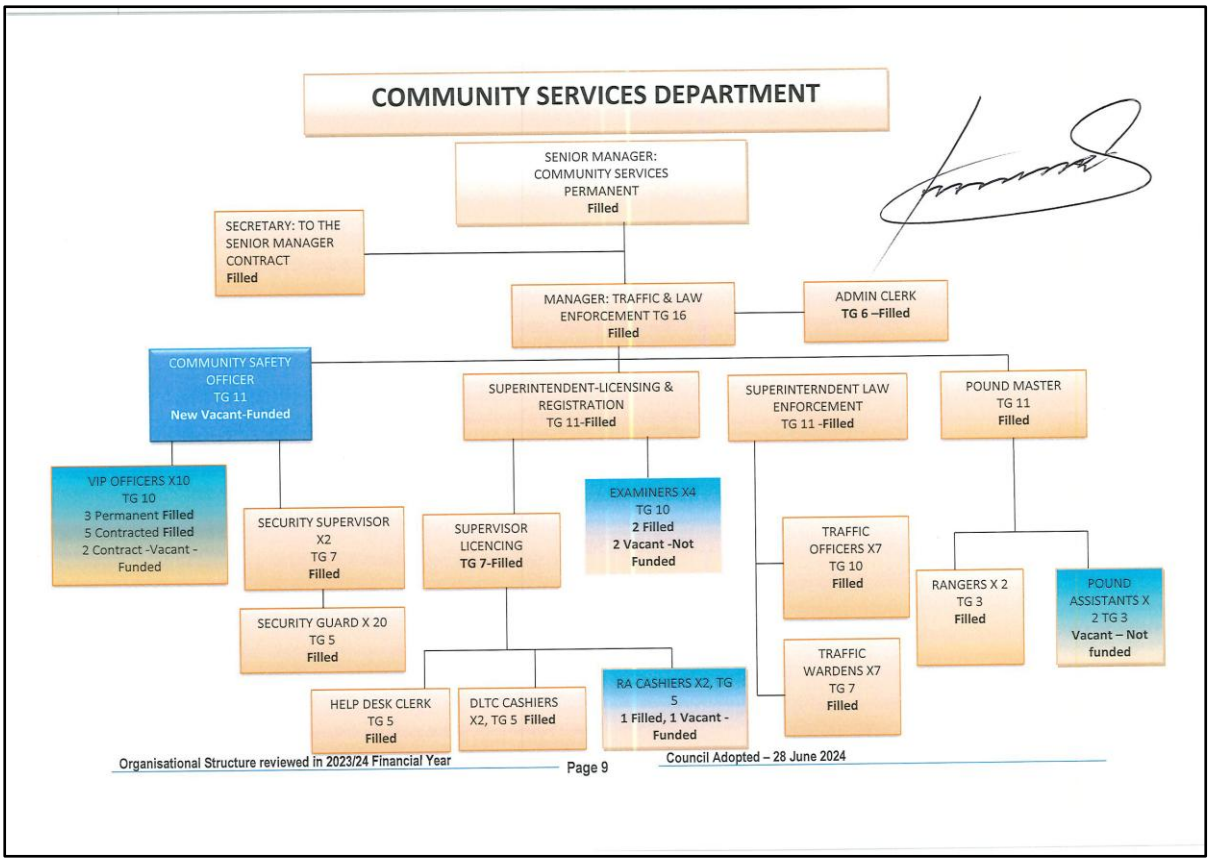
COMMUNITY SERVICES DEPARTMENT
SENIOR MANAGER: COMMUNITY SERVICES PERMANENT Filled
SECRETARY: TO THE SENIOR MANAGER CONTRACT Filled
MANAGER: TRAFFIC & LAW ENFORCEMENT TG 16 Filled
ADMIN CLERK TG 6 –Filled
COMMUNITY SAFETY OFFICER TG 11 New Vacant-Funded
SUPERINTENDENT-LICENSING & REGISTRATION TG 11-Filled
SUPERINTERNDENT LAW ENFORCEMENT TG 11 -Filled
POUND MASTER TG 11 Filled
VIP OFFICERS X10 TG 10 3 Permanent Filled 5 Contracted Filled 2 Contract -Vacant - Funded
SECURITY SUPERVISOR X2 TG 7 Filled
SECURITY GUARD X 20 TG 5 Filled
SUPERVISOR LICENCING TG 7-Filled
EXAMINERS X4 TG 10 2 Filled 2 Vacant -Not Funded
TRAFFIC OFFICERS X7 TG 10 Filled
TRAFFIC WARDENS X7 TG 7 Filled
RANGERS X 2 TG 3 Filled
POUND ASSISTANTS X 2 TG 3 Vacant – Not funded
HELP DESK CLERK TG 5 Filled
DLTC CASHIERS X2, TG 5 Filled
RA CASHIERS X2, TG 5 1 Filled, 1 Vacant - Funded
Organisational Structure reviewed in 2023/24 Financial Year
Page 9
Council Adopted – 28 June 2024

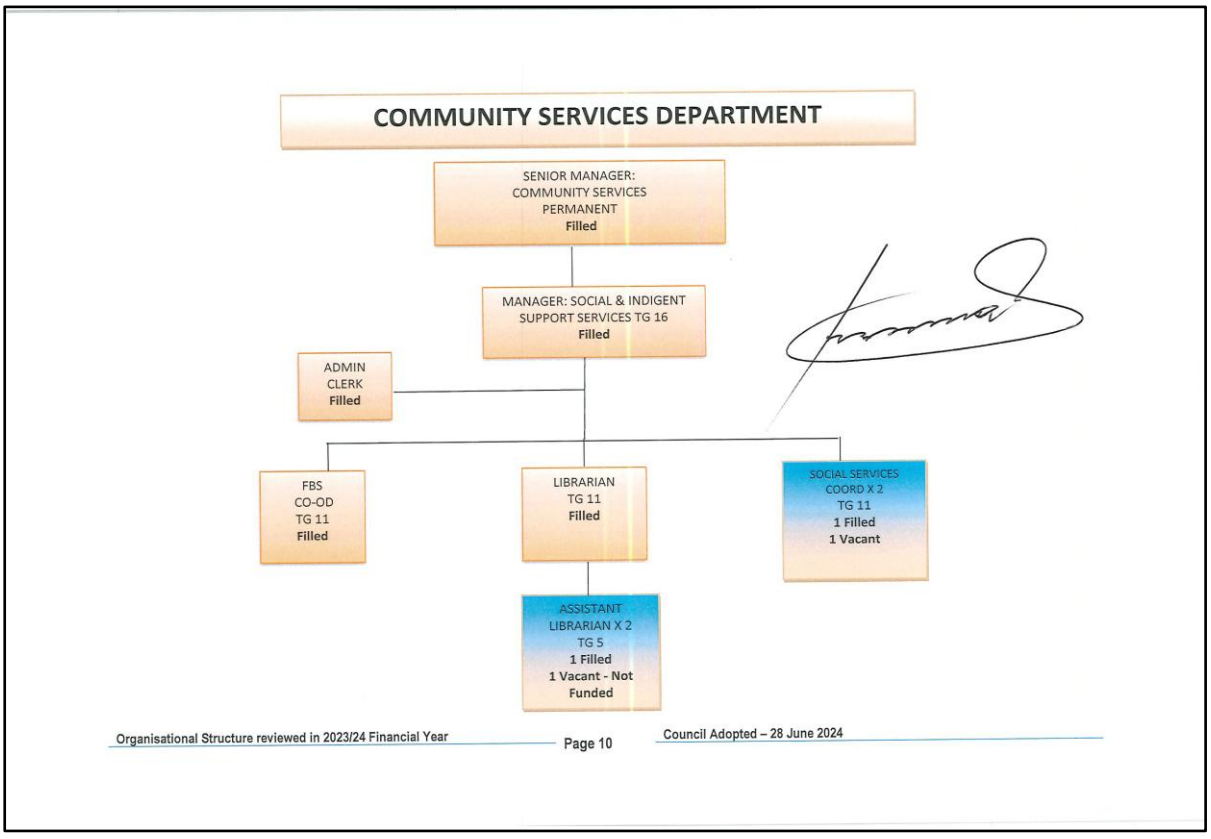
COMMUNITY SERVICES DEPARTMENT
SENIOR MANAGER: COMMUNITY SERVICES PERMANENT Filled
MANAGER: SOCIAL & INDIGENT SUPPORT SERVICES TG 16 Filled
ADMIN CLERK Filled
FBS CO-OD TG 11 Filled
LIBRARIAN TG 11 Filled
SOCIAL SERVICES COORD X 2 TG 11 1 Filled 1 Vacant
ASSISTANT LIBRARIAN X 2 TG 5 1 Filled 1 Vacant - Not Funded
Organisational Structure reviewed in 2023/24 Financial Year
Page 10
Council Adopted – 28 June 2024

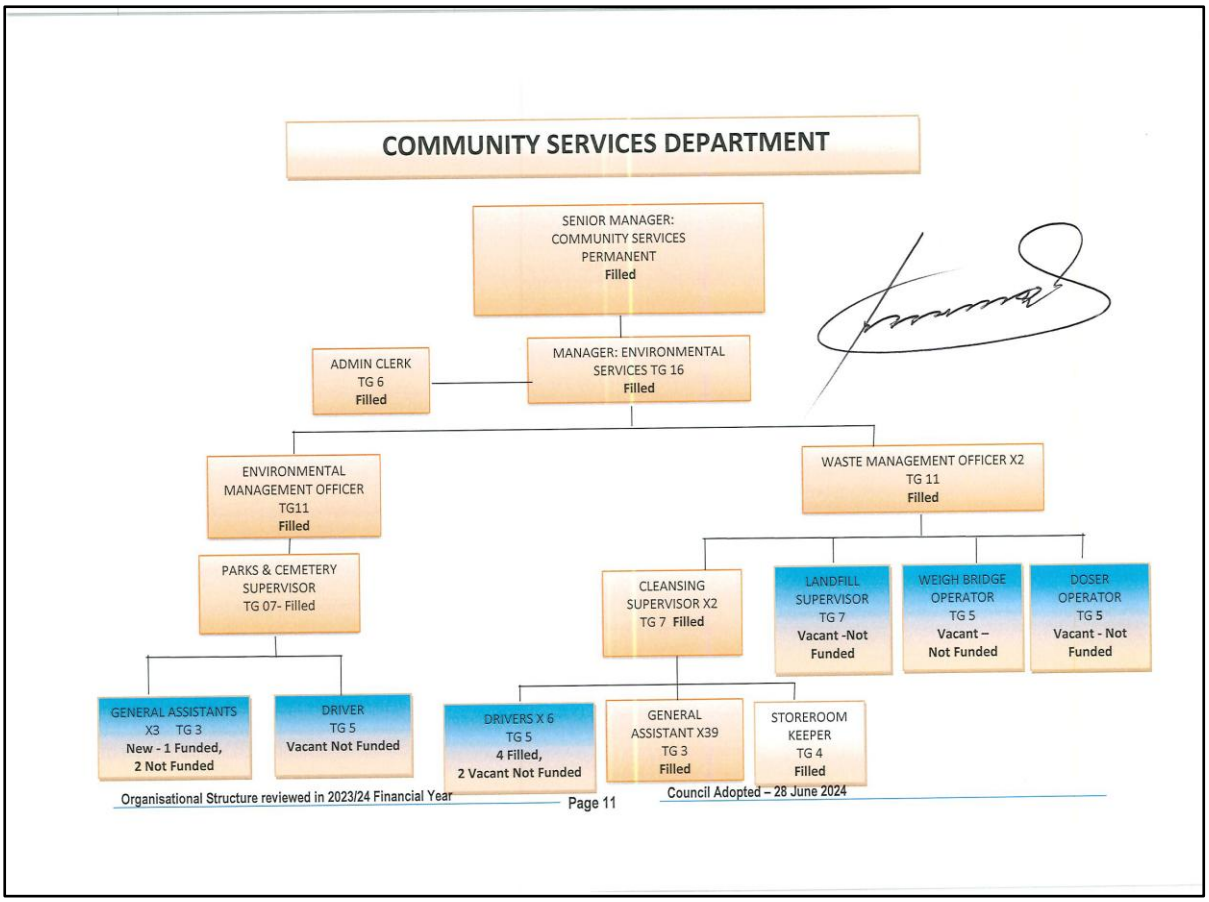
COMMUNITY SERVICES DEPARTMENT
SENIOR MANAGER: COMMUNITY SERVICES PERMANENT Filled
ADMIN CLERK TG 6 Filled
MANAGER: ENVIRONMENTAL SERVICES TG 16 Filled
ENVIRONMENTAL MANAGEMENT OFFICER TG11 Filled
WASTE MANAGEMENT OFFICER X2 TG 11 Filled
PARKS & CEMETERY SUPERVISOR TG 07- Filled
CLEANSING SUPERVISOR X2 TG 7 Filled
LANDFILL SUPERVISOR TG 7 Vacant -Not Funded
WEIGH BRIDGE OPERATOR TG 5 Vacant – Not Funded
DOSER OPERATOR TG 5 Vacant - Not Funded
GENERAL ASSISTANTS X3 TG 3 New - 1 Funded, 2 Not Funded
DRIVER TG 5 Vacant Not Funded
DRIVERS X 6 TG 5 4 Filled, 2 Vacant Not Funded
GENERAL ASSISTANT X39 TG 3 Filled
STOREROOM KEEPER TG 4 Filled
Organisational Structure reviewed in 2023/24 Financial Year
Page 11
Council Adopted – 28 June 2024

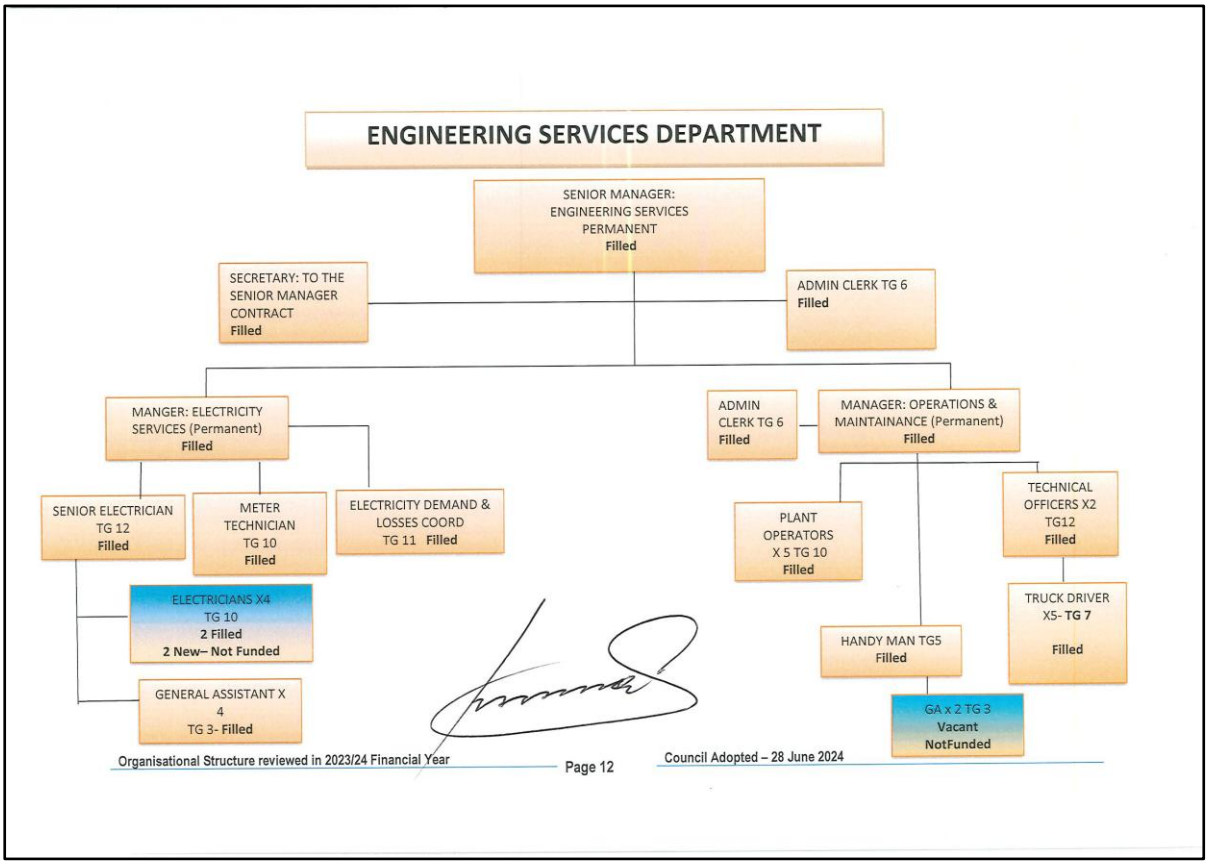
ENGINEERING SERVICES DEPARTMENT
SENIOR MANAGER: ENGINEERING SERVICES PERMANENT Filled
SECRETARY: TO THE SENIOR MANAGER CONTRACT Filled
ADMIN CLERK TG 6 Filled
MANGER: ELECTRICITY SERVICES (Permanent) Filled
ADMIN CLERK TG 6 Filled
MANAGER: OPERATIONS & MAINTAINANCE (Permanent) Filled
SENIOR ELECTRICIAN TG 12 Filled
METER TECHNICIAN TG 10 Filled
ELECTRICITY DEMAND & LOSSES COORD TG 11 Filled
PLANT OPERATORS X 5 TG 10 Filled
TECHNICAL OFFICERS X2 TG12 Filled
ELECTRICIANS X4 TG 10 2 Filled 2 New– Not Funded
TRUCK DRIVER X5- TG 7 Filled
HANDY MAN TG5 Filled
GENERAL ASSISTANT X 4 TG 3- Filled
GA x 2 TG 3 Vacant NotFunded
Organisational Structure reviewed in 2023/24 Financial Year
Page 12
Council Adopted – 28 June 2024

ENGINEERING SERVICES DEPARTMENT

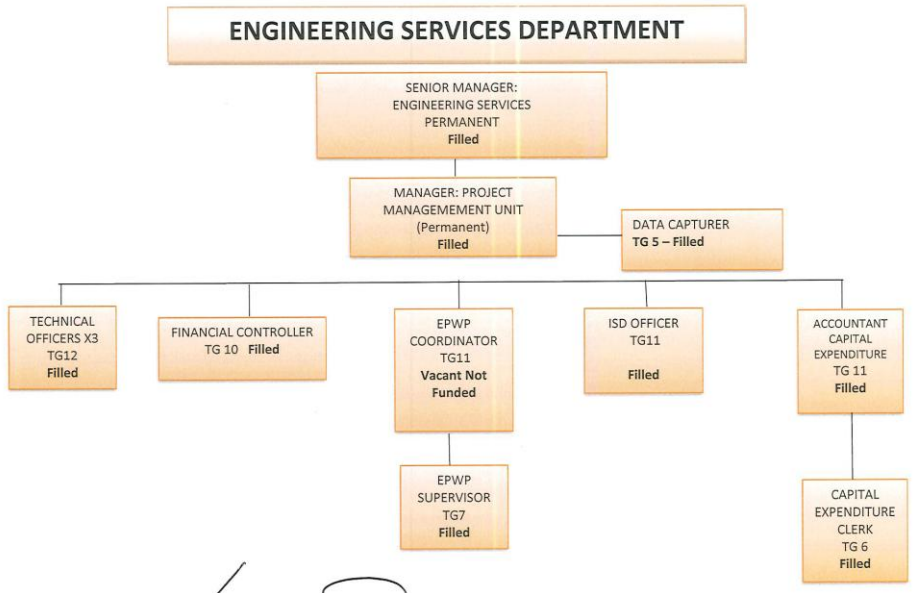

SUMMARY OF AMENDMENTS

NOTE: New Vacant Positions ----------

Filled & Vacant Positions ----------

DEPARTMENT	POST DESCRIPTION	AMENDMENT
MUNICIPAL MANAGER' OFFICE	• VIP Officers X5 • Youth & Career Guidance Officer (TG10)	• To Move to Community Services • Position to be abolished
COMMUNITY SERVICES	• VIP Officers X5 • VIP Officers X 2 (TG10) • Chief Traffic Officer (TG12) • Community Safety Officer (TG11) • Management Representative (TG11) • Change of Reporting Lines i. VIP Officers ii. Security Supervisor	• To be added from MM's office • New positions created and budgeted for. • Position to be abolished • New positions created and budgeted for. • Change position title to Superintended: Licensing & Registration. - From Manager to Community Safety Officer - From Superintendent: Law Enforcement to Community Safety Officer

Retention Policy

The WMMLM Employee Retention Policy provides guidance and information to Council, Management and Labour in order to effectively implement and promote the retention of staff. The reviewed version of the policy was adopted together with the rest of the Municipal policies on the 28th of June 2024.

The following are the key policy highlights which influence the successful implementation of this strategy. Currently the municipality has achieved the following:

i. Retained two (2) employees by means of promotion to higher positions.
ii. One (1) of the finance interns afforded by the Treasury Department into permanent position.

Performance Management System

Performance management is implemented at the level of section 56 managers and middle managers. It has been cascaded down to the level of officers and clerks. Assessments are being conducted mid-yearly and annually to all employees that have signed performance agreements and formulated performance agreements. The Individual Performance Management System is linked to the performance of the Municipality. The Internal Audit Section is assisting in ensuring that assessments are audited to maintain the link between the organizational and individual performance management. The performance is currently being managed manually e.g. reporting templates are tabled on excel and methods of verification uploaded singularly onto the municipal intranet. Some units which have cumbersome documents are still using the physical submission of POE's.

Employee Wellness

The municipality is committed to promoting equal opportunities and fair treatment for all its employees, through the elimination of unfair discrimination and integrated wellness programmes and policies. The municipality has adopted a holistic approach to address social and work-related problems through awareness programmes for its employees on the of HIV and AIDS, Chronic illness, Disability, Occupational Health and Safety for its employees. The Wellness policies e.g. OHS Policy, Chronic Policy and EAP policy were reviewed and adopted on the 28th of June 2024.

The Wellness section has achieved the following milestones: -

i. Conducted Employee Wellness campaign on Cancer Awareness;
ii. Referred 1326 employees for medical check-ups;
iii. Induction of 22 OHS committee members and Representatives conducted;
iv. Conducted a Health & Safety awareness in use of Fire Extinguishers to 66 employees;
v. Inspection of municipal fleet i.e. 20 vehicles and 08 plant/machinery/trucks;
vi. Reported and maintained 3 major injury on duty cases;
vii. Referred 2 cases for psychological evaluation;
viii. Servicing of existing extinguishers and purchasing and erecting of new ones; and
ix. Adhering to the regulation of having a functional OHS committee and the co-ordination of its quarterly sitting.

Information and Communication Technology Services

ICT supports a server room with 3 hosts with 12 virtual servers, a UPS for the entire server room with a backup generator. UPSs are installed in all our cabinets and in both our satellite offices cabinets. The municipality has a fully functional VoIP telephony system with mobile VoIP handsets used in satellite offices.
To improve internet and email traffic, the municipality has a 100mb fibre (Metro-E) running Voice over IP (VoIP), VIDEO and standard Data traffic. The Municipality has both physical and wireless Access points (Wi-LAN). All our Distribution points (cabinets) have POE switches providing power to all IP phones.

The Municipality has a backup system called Redstor which helps the institution to be able to back up all critical information from laptops and desktops and all servers. The Municipality has an offsite storage. Daily backups are kept and stored in this offsite storage that is fire proof, in a Data Centre in Centurion, Gauteng.

Disaster Recovery

The Municipality has an adopted Disaster Recovery Plan to be implemented with the adopted Business Continuity Plan. This is to ensure smooth recovery with minimal negative impact when a disaster occurs. The municipality has three hosts with HYPER-V with several Virtualised servers and a dedicated server hosing VEEAM for back-up and replication.

8.2 2024/2025 ANNUAL PERFORMANCE REPORT IN NUMBERS AND PERCENTAGES

DEPT/KPA	TOTAL NUMBER OF TARGETS	TARGETS REPORTED	TARGETS ACHIEVED	TARGETS NOT ACHIEVED	ACHIEVEMENT PERCENTAGE	PERFORMANCE IMPROVED OR DROPPED COMPARED TO 2023/2024	COLOUR CODDING FOR OVERALL PERFORMANCE
ENGINEERING SERVICES DEPARTMENT	12	12	5	7	**42%**	↓	
COMMUNITY SERVICES DEPARTMENT	43	43	41	2	**95%**	↑	
PLANNING AND DEVELOPMENT DEPARTMENT	32	32	28	4	**88%**	↔	
CORPORATE SERVICES DEPARTMENT	29	29	26	3	**90%**	↓	
BUDGET & TREASURY OFFICE	50	50	50	0	**100%**	↑	
MUNICIPAL MANAGER' S OFFICE	48	48	47	1	**98%**	↑	
OVERALL PERFORMANCE	214	214	197	17	**92%**	↔	

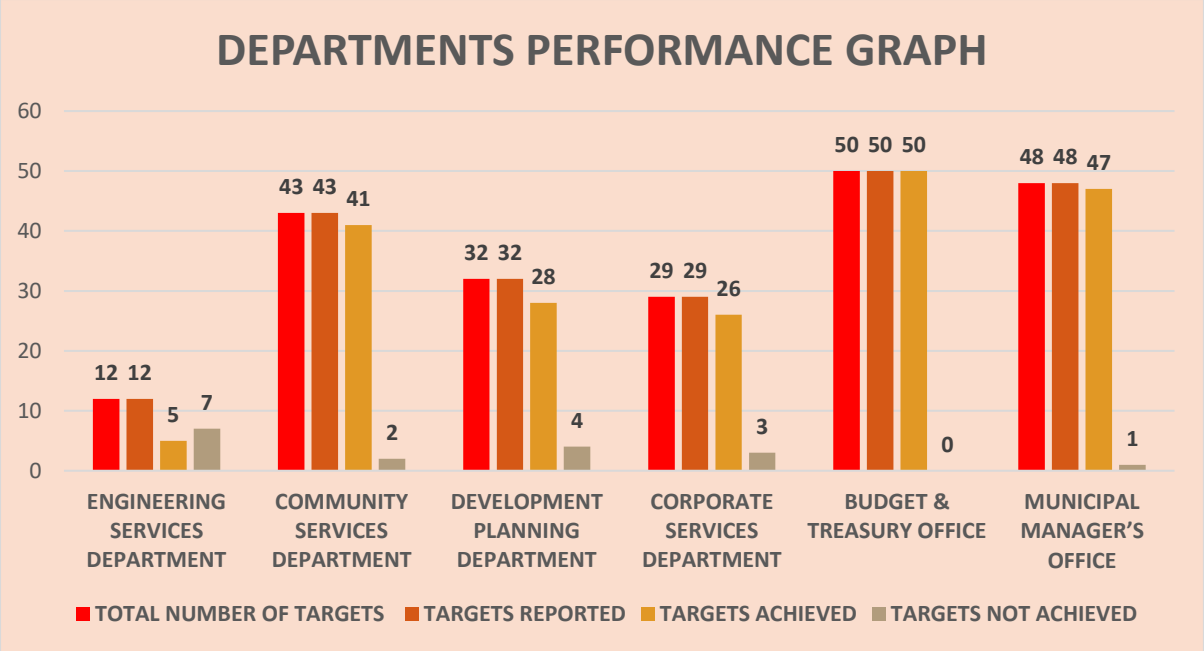

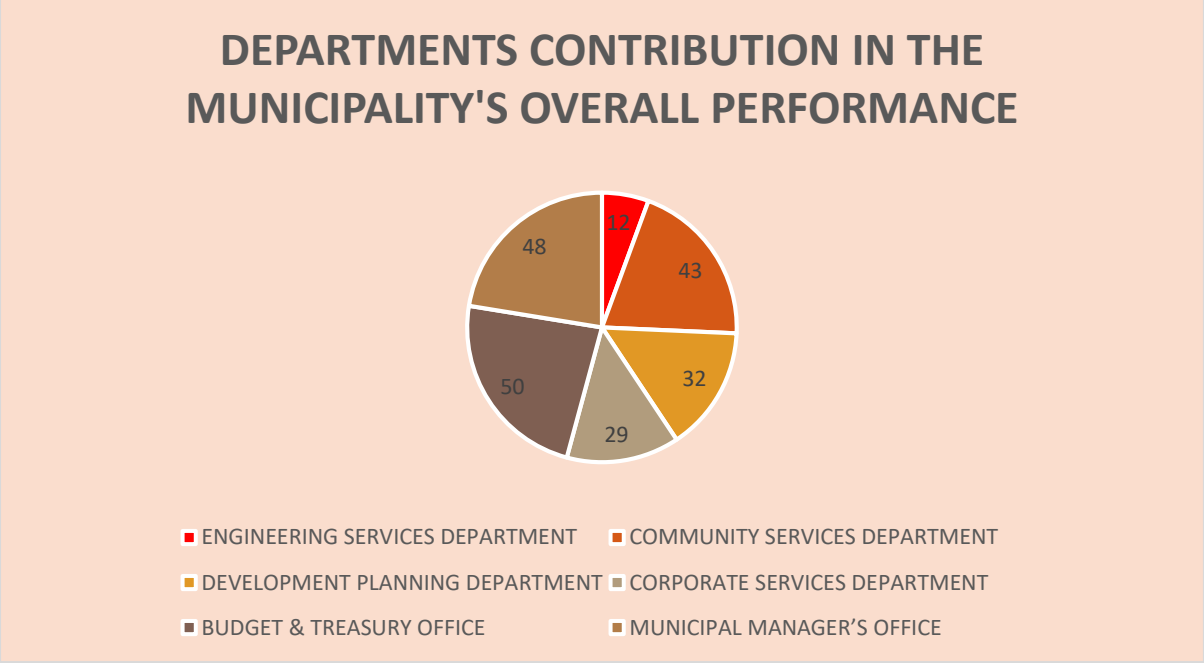

COMPARISONS BETWEEN 2023/2024 AND 2024/2025 FINANCIAL YEARS ANNUAL PERFORMANCE

DEPARTMENT	2023/2024 FY ANNUAL PERFORMANCE ASSESSMENT IN PERCENTAGE		2024/2025 FY ANNUAL PERFORMANCE ASSESSMENT IN PERCENTAGE	
	Achieved	Not Achieved	Achieved	Not Achieved
ENGINEERING SERVICES - BASIC SERVICE DELIVERY 1	78%	22%	42%	58%
COMMUNITY SERVICES - BASIC SERVICE DELIVERY 2	92%	8%	95%	5%

DEPARTMENT	2023/2024 FY ANNUAL PERFORMANCE ASSESSMENT IN PERCENTAGE		2024/2025 FY ANNUAL PERFORMANCE ASSESSMENT IN PERCENTAGE	
	Achieved	Not Achieved	Achieved	Not Achieved
PLANNING AND DEVELOPMENT - LOCAL ECONOMIC DEVELOPMENT	88%	12%	88%	12%
CORPORATE SERVICES – INSTITUTIONAL TRANSFORMATION & DEVELOPMENT	100%	0%	90%	10%
BUDGET & TREASURY OFFICE - FINANCIAL VIABILITY	98%	2%	100%	0%
MUNICIPAL MANAGER'S OFFICE – GOOD GOVERNANCE & PUBLIC PARTICIPATION	95%	5%	98%	2%

MUNICIPALITY'S OVERALL PERFORMANCE COMPARISON

2023/2024 FINANCIAL YEAR PERFORMANCE					2024/2025 FINANCIAL YEAR PERFORMANCE				
ACHIEV ED	NOT ACHIEV ED	NOT REPORT ED	TOTAL	PERCEN TAGE	ACHIEV ED	NOT ACHIEVED	NOT REPORT ED	TOTA L	PERCE NTA GE
217	19	0	236	92%	197	17	0	214	92%

The Municipality's Annual Performance for 2024/2025 Financial year stands at 92%. When compared to the preceding 2023/2024 Financial year's 92% Annual Performance Assessment Report, municipality's performance has NOT increased in the past 2 years. The reasons for non-achievement of targets with remedial measures thereof are outlined per department as follows:

BREAKDOWN OF DEPARTMENTS TARGETS NOT ACHIEVED

ENGINEERING SERVICES TARGETS NOT ACHIEVED CONSTITUTING ABOUT 58% OF

Project to Be Implemented	KPI No.	Annual Target	Root Cause	Remedial Action
1. Rehabilitation of 4.4 km roads and construction of 600m concrete slab and upgrading of stormwater Khaleni **2.** Ndayini A/R - Regravelling of 5km Road and upgrading associated stormwater. Restoring of approaches. Installation of concrete slab 500m **3.** Ndela to Ward 11. Restoring of concrete approaches. Extending wing wall, installation of gabions. Regraveling 3.2km **4**. Labane Access Road. Regravelling of 7km A/R. 500 m Concrete slab (Concrete Pavement) using falsework, formwork & concrete slab Re-gravel and compact approximately 7km. **5.** Rehabilitation of Qobo to Gubethuka AR **6.** Rehabilitation of 4.5km Mqhokweni to Nokhatshile A/R With low level crossing (Appointment of contractor) **7.** Resurfacing of 11km Ntlenzi to Mcetheni (Appointment of contractor)	1.1.2	Rehabilitated 30,6kms of access roads and 1.6kms of concrete slab s by end June 2025	**1.**Rehabilitation of 11km Qobo to Gubethuka A/R Contractor was appointed on the 04th April 2025, site handed over on the 12th April 2025 with contract duration of 6 months. **2.**Rehabilitation of 4.5km Mqhokweni to Nokhatshile A/R RFQ's for Consultants were issued after the receipt of MDRG funds that were received at the end of March 2025, closed on the 14th April 2025 and Consultant appointed on the 29th May 2025. Panel for Contractors was advertised on the 07th March 2025 and closed on the 07th April 2025 and presented to the BAC in Mid-June 2025. **3.**Resurfacing of 11km Ntlenzi to Mcetheni A/R RFQ's for Consultants were issued after the receipt of MDRG funds that were received at the end of March 2025, closed on the 14th April 2025 and Consultant appointed on the 29th May 2025. Panel for Contractors was advertised on the 07th March 2025 and closed on the 07th April 2025 and presented to the BAC in Mid-June 2025.	**1.**Rehabilitation of 11km Qobo to Gubethuka A/R will be completed by the end of the first quarter. **2.** Rehabilitation of 4.5km Mqhokweni to Nokhatshile A/R - Contractor will be appointed before the end of the first quarter **3.** Resurfacing of 11km Ntlenzi to Mcetheni A/R - Contractor will be appointed before the end of the first quarter. Rollover will be applied for the MDRG funds to be able to implement the projects.
1. Upgrading 3,4km of surfaced roads, sidewalks and stormwater in the CBD (Appointment of Contractor) 2. Maintaining 1km of surfaced road using alternative surfacing	1.3.1	Maintained 1km of surfaced road using alternative surfacing. Upgrading 3,4km of surfaced roads (Appointment of contractor) by June 2025	Delays in the finalization of procurement, award has been made at the end of the financial year.	Contractor to be issued with allocation letters appointed in the first quarter, commence with the works and complete the project in the fourth quarter of the 2025-2026 financial year
1. Construction of 2 Community Halls 2. Construction of Phase 4 at Mphuthumi Mafumbatha Stadium (Preliminary Designs)	1.4.1	2 Public Amenities constructed (Ward 16 Community Hall, Ward 32 Community Hall. Multi-purpose Center (Preliminary Designs) by June 2025	1.Ward 16 Community Hall - Contractor Site handed over on the 31st January 2025 whilst the project had a duration of 6 months. Community delays due to land dispute as well as subcontracting demands by community 2.	Both projects will be completed before the end of the first quarter in 2025/26 financial year.

Project to Be Implemented	KPI No.	Annual Target	Root Cause	Remedial Action
			Ward 32 Community Hall - Contractor Site handed over on the 24th February 2025.	
1. Upgrading of municipal guard house 2. Maintenance of municipal offices & Civic Centre	1.7.1	3 building maintenance projects undertaken (Municipal Guardhouse, Municipal Offices, Civic Centre) by June 2025	Non-appointment of service providers. Guardhouse at intention to award stage. Civic center quotations returned unresponsive	Guard house has been budgeted for in 2025/26 financial year. Resubmission of requisition, SCM to re-run their system to select competitive bidders for civic centre.
Upgrading of 1,5km Low Voltage lines	1.9.1	1,5KM of Low Voltage lines upgraded by June 2025	Contractor appointed for scope of 2.4km, the remaining works will be completed in the next financial year, meaning a Practical Completion will only be issued once the entire project has been completed	To prevent a recurrence of this error in the future planning document by reviewing properly means of verification during SDBIP adjustment period.
1. Installation of Backup Power Supply at Civic Centre 2. Relocation of High Mast Light 3. Provision of security flood light at municipal offices	1.10.1	3 Renewable Energy project completed (Backup power supply civic center, relocation of high mast, installation of flood lights) by June 2025	Service provider for Relocation of High mast light and Installation of Floodlights not appointed. Project advert closed on 09 June, but the appointment of BEC was only done at the end of June.	Bid Evaluation committee to fast track the work for appointment of service provider. The project has been budgeted for the 2025/26 FY and will be achieved in Q4 of the FY 2025/26
1. Upgrading of 315kVA Albany Substation 2. Fencing of 2 Substations (Albany, correctional services).	1.11.1	2 Substation projects completed by June 2025	The initial bidder that was awarded declined the award due to underpricing. A new contractor was awarded in the 4th quarter. The 315 Kva Substation not delivered due to lengthy delivery lead times, fabrication takes 3 months.	Project is part of 2025/26 FY plan and the planned target will be achieved in Q4 of 2025/26 FY.

COMMUNITY SERVICES TARGETS NOT ACHIEVED CONSTITUTING ABOUT 5% OF

Project to Be Implemented	KPI No.	Annual Target	Root Cause	Remedial Action
1 recreational facility paved and landscaped	1.14.4	1 Recreational facility Paved and landscaped Amos Nogxina in Ward 20 by June 2025	Non-responsiveness of service providers. The tender is re-advertised and closed, and it closed on 20 June 2025. It's currently at BEC stage as the committee has been appointed.	Paving and landscaping of Amos Nogxina will be achieved in the first quarter of 2025/26 financial year, as the BEC has been appointed.

Installation of CCTV Cameras at cultural village, stadium and civic Centre	1.19.2	Installed 30 CCTV cameras at cultural village, stadium and civic Centre by June 2025	None achievement due to none- responsive bidders as from 2023 financial year there are more than 4 adverts.	The project will be advertised in the first quarter of 2025/26 financial year.

PLANNING AND DEVELOPMENT TARGETS NOT ACHIEVED CONSTITUTING ABOUT 12%

Project To Be Implemented	KPI No.	Annual Target	Root Cause	Remedial Action
Construction of 1 Manufacturing Hub	2.11.1	1 Manufacturing hub under construction (Completed 1 Site Establishment, Site Clearance of 600m2 and 3 approved building plans) by June 30 2025	Late payment of service provider due to lack of funds. The appointed service provider (consultant) delayed to submit BOQ in time.	Target budgeted for in 2025/26 financial year and target will be achieved in quarter 4.
Facilitate capacity building of manufacturing hubs	2.11.2	100 people facilitated for capacity building of manufacturing hubs by 30 June 2025	The termination of contract for previous service provider and pending investigations by the municipality has led to the delay of advertising for the sourcing of a new service provider to complete the project.	To achieve the target before the end of the second quarter of the 2025/26 FY.
Acquisition of Water Use License	2.11.3	Acquired 3 Water Use Licenses by 30 June 2025	Delays in the payment of a service provider which led delays in the submission of water use application for approval by the Department of Water and Sanitation.	To achieve the target before the end of the second quarter of the 2025/26 FY.
Construction of Bizana Market place Phase 2	2.14.3	Constructed 1 Bizana Market Place Phase 2 by June 2025	Late discovery that the Bill of Quantities (BOQ) did not include provisions for the paving component of the project. As a result, a virement process had to be initiated to reallocate the necessary funds.	Currently awaiting final approval of the variation order. Target will be achieved in the first quarter of 2025/26 financial year.

CORPORATE SERVICES TARGETS NOT ACHIEVED CONSTITUTING ABOUT 10% OF THE DEPARTMENT'S OVERALL TARGETS

Project to Be Implemented	KPI No.	Annual Target	Root Cause	Remedial Action
Translation of HR Policies into isiXhosa	3.5.1	18 HR policies translated into IsiXhosa by June 2025	Non-responsiveness of bidders	To re-advertise in the first quarter of the 2025-26 financial year.
Renewal of ICT licenses, provision of Microsoft license and aligning of SLAs	3.9.1	4 Licenses renewed, 3 signed SLAs and Microsoft Licenses Provided by June 2025	Mobile contracts and PABX SLA's were not signed and Microsoft licenses were not provided because the municipality was unsuccessful in securing responsive bidders twice.	All 3 projects will be re-advertised during the 1st quarter of 2025/26 Financial year.
Upgrading and maintenance of the municipal website	3.10.2	1 Municipal website Upgraded and Maintained by June 2025	Website revamp was advertised twice but the municipality did not succeed in securing a responsive service provider.	Website revamp will be re-advertised during Q1 of the 2025/26 FY

BUDGET & TREASURY TARGETS NOT ACHIEVED CONSTITUTING ABOUT 0% OF THE DEPARTMENT'S OVERALL TARGETS

MUNICIPAL MANAGERS OFFICE TARGETS NOT ACHIEVED CONSTITUTING ABOUT 2% OF THE DEPARTMENT'S OVERALL TARGETS

Project to Be Implemented	KPI No.	Annual Target	Root Cause	Remedial Action
Construction of life size bronze statue	5.9.2	1 Winnie Madikizela Mandela statue erected in a municipal building by June 2025	The bid was advertised for more than three times in the financial year but bidders were None-responsive.	The matter has been presented to senior management and audit committee for advisory purposes and way forward. Target is planned to be achieved by fourth quarter in 2025/26FY.

COMPONENT I: ORGANISATIONAL SCORECARD

Basic Service Delivery (Engineering Services)																						
Sub-Result Area	Issue	Strategic Objective	Objective No.	Strategies	Baseline Information	Project to be Implemented	Output - KPI	KPI No.	KPI Weight	Means of Verification	Budget	Adjusted Budget	Budget Source		Preceding year 2023/2024		Actual Measurable Performance 2024/2025				Root Cause	Reasons for Budget variance	Remedial Action
													Internal	External	Annual Target	Actual Performance Non-Financial	Annual Target	Actual Performance Non-Financial	Actual Financial	Achieved / Not Achieved			
Roads	Improved access to Basic Services	To construct and maintain roads and related storm water	1.1	To reduce access roads backlog by constructing 42,3kms by June 2025	1064,4kms in place	1. Construction of 1.4km Mhlabomnyama Via Makhalweni to Plangeni Access Road with bridge 2. Roadbed and site establishment for construction of 12.6km Mtamvuna to Mabheleni Via Ndayingana Access Road 3. Construction of 4.2km Mkhasweni Access Road (Design) 4. Construction of 5km Sunnyside Access Road 5. Construction of 6.5km Nyanisw	Number of kms of access road constructed.	1.1.1	2	Monthly Progress Report, Practical Completion Certificate, approved design	55 686 491,40	55 686 491,40	23 274 349,55	53686485 MIG	Constructed 6,7km Sidanga access road with 3 bridges and 1,8km concrete slab by June 2024 ,1 Design approved for Mqonjwana AR by June 2024,Constructed 8 kms of Ntlanezwe to Sizabonke access road with 1 bridge by June 2024 ,Constructed 6.2 kms of Mwilini to Zibanzini access road with 1 bridge by June 2024 ,Constructed 1 bridge for Thaleni access road by June 2024 ,Constructed 8km of Mgomazi Phase 2 access road with	Constructed 6,7km of Sidanga gravel access road with 1,8km concrete slab under construction with 2 bridges completed and one bridge that needs approaches. Notice of intention to terminate the contract issued to the contractor. Sidanga Access Road: Additional work done on site includes the following: •Extra earthw	Constructed 29.2kms of access roads by end June 2025	29.3kms constructed and completed by end June 2025. **1.**Constructed **5km** Sunnyside Access Road **2.** Constructed **6.5km** Nyanisweni Access Road **3.** Constructed **3.4km** Ndlavini Access Road with Bridge **4.** Constructed **3km** Khutshito Voting Station Access Road **5.** Constructed 3**.6km** Cabaneto Crestu Access Road **6.** Constructed **7.8km** Thaleni Access	R57 936 016,99	**Achieved**	N/A	N/A	N/A

Basic Service Delivery (Engineering Services)																						
Sub-Result Area	Issue	Strategic Objective	Objective No.	Strategies	Baseline Information	Project to be Implemented	Output - KPI	KPI No.	KPI Weight	Means of Verification	Budget	Adjusted Budget	Budget Source		Preceding year 2023/2024		Actual Measurable Performance 2024/2025				Root Cause	Reasons for Budget variance	Remedial Action
													Internal	External	Annual Target	Actual Performance Non-Financial	Annual Target	Actual Performance Non-Financial	Actual Financial	Achieved / Not Achieved			
						eni Access Road 6. Construction of 3km 116 to Somgungqu to Khwayana Access Road (Design) 7. Construction of 3.1km Ndlavini Access Road with bridge 8. Construction of 2.4km Lukhanyo Access Road (Design) 9. Construction of 3km Khutshito Voting Station Access Road 10. Construction of 3.6km Cabane Crestu Access Road 11. Construction of									600m concrete slab by June 2024 ,Constructed 2,6kms of Mhlwazini access road by June 2024 ,Constructed 3 kms of Mgqutsala access road with 300m concrete slab by June 2024 ,Constructed 3,5km Bhukuveni to Ntshikintshane AR with 500m Concrete Slab by June 2024	orks on the bridges as well as additional steel and earthworks on steep areas done •Additional length of 800m concrete slab not completed,1 Design for Mqonjwana to Greenville Submitted and approved, Constructed 8km Ntlanezwe to Sizabonke AR with 1 bridge. Practical Completion achieved on 28 June 2024,		Road with Bridge **7.** Construction of **4.2km** Mkhasweni Access Road **(Design done) 8**. Construction of **3km** 116 to Somgungqu to Khwayana Access Road (**Design done**) **9.** Construction of 2.4km Lukhanyo Access Road **(Design done) 10**. Construction of 12.6km Mtamvuna to Mabheleni Via Ndayingana AR (**Site establishment done**, **Tipping and processing**					

Basic Service Delivery (Engineering Services)																						
Sub-Result Area	Issue	Strategic Objective	Objective No.	Strategies	Baseline Information	Project to be Implemented	Output - KPI	KPI No.	KPI Weight	Means of Verification	Budget	Adjusted Budget	Budget Source		Preceding year 2023/2024		Actual Measurable Performance 2024/2025				Root Cause	Reasons for Budget variance	Remedial Action
													Internal	External	Annual Target	Actual Performance Non-Financial	Annual Target	Actual Performance Non-Financial	Actual Financial	Achieved / Not Achieved			
						4.1km Mbuthweni to Nokhatshile Access Road with bridge (Design) 12. Site Establishment for Completion of 2.2KM Mqonjwana to Greenville AR with bridge 13. Construction of 6.6km Thaleni Access Road and Bridge 14. Site Establishment for Completion of 6,7km Sidanga Access Road and 3 Bridges										Constructed 6.2km of Mwilini to Zibanzini AR with 1 bridge. Practical Completion achieved on 28 June 2024, 0 bridge constructed for Thaleni. Construction of access road and slab in progress, however bridge works have not yet commenced, Constructed 8km Mgomazi phase 2 access road with 600m		**done)** 11. Construction of 4.1km Mbuthweni to Nokhatshile Access Road with bridge **(Design done) 12.** Construction of 2.2KM Mqonjwana to Greenville AR with bridge **(Site establishment done) 13**. Construction of 6,7km Sidanga AR **(Site establishment done) 14. Constructed 0km** of Mhlabomnyama Via Makhalweni to Plangeni Access Road with bridge, **1.4**kms					

Basic Service Delivery (Engineering Services)																						
Sub-Result Area	Issue	Strategic Objective	Objective No.	Strategies	Baseline Information	Project to be Implemented	Output - KPI	KPI No.	KPI Weight	Means of Verification	Budget	Adjusted Budget	Budget Source		Preceding year 2023/2024		Actual Measurable Performance 2024/2025				Root Cause	Reasons for Budget variance	Remedial Action
													Internal	External	Annual Target	Actual Performance Non-Financial	Annual Target	Actual Performance Non-Financial	Actual Financial	Achieved / Not Achieved			
																concrete slab. Practical Completion achieved on 09 May 2024, constructed 2,6km of Mhlwazini AR. Practical Completion achieved on 04 June 2024, Constructed 3km Mgqutsalala AR with 300m concrete slab. Practical Completion achieved on 17 May 2024, Constructed 3,5 km Bhukuveni AR with 500m concrete slab.		tipped and processed, bridge construction in progress					

Basic Service Delivery (Engineering Services)																						
Sub-Result Area	Issue	Strategic Objective	Objective No.	Strategies	Baseline Information	Project to be Implemented	Output - KPI	KPI No.	KPI Weight	Means of Verification	Budget	Adjusted Budget	Budget Source		Preceding year 2023/2024		Actual Measurable Performance 2024/2025				Root Cause	Reasons for Budget variance	Remedial Action
													Internal	External	Annual Target	Actual Performance Non-Financial	Annual Target	Actual Performance Non-Financial	Actual Financial	Achieved / Not Achieved			
																Practical Completion achieved on 31 May 2024							
				By rehabilitating 19.6kms of flood damaged roads and 1.6kms of concrete slab	877 kms in place	**1.** Rehabilitation of 4.4 km roads and construction of 600m concrete slab and upgrading of stormwater Khaleni **2.** Ndayini A/R - Regravelling of 5km Road and upgrading associated stormwater. Restoring of approaches. Installation of concrete slab 500m **3.** Ndela to Ward 11. Restoring of	Number of kms rehabilitated, concrete slab constructed and storm water upgraded	1.1.2	0,5	Appointment letter, Practical Completion Certificate	R10 278 033,00	R21 829 000,00	N/A	R21 829 000,00	Rehabilitated 5.2 kms of Mbongwana via Dotye to Greenville Hospital Access Road with 500m concrete slab by June 2024 ,Rehabilitated 3.8km Mgomazi AR by June 2024 ,Rehabilitated 2,1km Luphondweni AR with 200m concrete slab by June 2024 ,Rehabilitated 5km of Umhlambi SSS Langalethu to Dotye AR by June 2024,Rehabilitated 8km of	Rehabilitated 5,2km Mbongwana to greenville AR with 500m concrete slab. Practical Completion achieved on 28 June 2024 ,Rehabilitated 3.8km Mgomazi AR ,Rehabilitated 2,2km Luphondweni AR with 200m concrete slab, Rehabilitated 5km of Umhlambi SSS Langalethu to Dotye	Rehabilitated 30,6kms of access roads and 1.6kms of concrete slab s by end June 2025	Rehabilitated 21km gravel access road and 1.3km concrete slab by end June 2025. **1.** Rehabilitated **5.8 km** Khaleni AR and construction of 300m concrete slab and upgrading of stormwater **2.** Rehabilitated **5km** Ndayini A/R - upgrading associated stormwater. Restoring of approaches. Installati	R7 828 513,61	**Not Achieved**	**1.**Rehabilitation of 11km Qobo to Gubethuka A/R Contractor was appointed on the 04th April 2025, site handed over on the 12th April 2025 with contract duration of 6 months. **2.**Rehabilitation of 4.5km Mqhokweni to Nokhatshile A/R RFQ's for Consultants were issued after the receipt of MDRG funds that were	Budget could not be fully expended due to the municipality receiving funds at the end of March 2025 which was the last month of the third quarter, therefore, service providers could not be appointed on time to implement and complete the projects before the end of 2024/2025 financial year.	**1.**Rehabilitation of 11km Qobo to Gubethuka A/R will be completed by the end of the first quarter. **2.** Rehabilitation of 4.5km Mqhokweni to Nokhatshile A/R - Contractor will be appointed before the end of the first quarter **3.**Resurfacing of 11km Ntlenzi to Mcetheni A/R - Contractor will be appointed before

Basic Service Delivery (Engineering Services)																							
Sub-Result Area	Issue	Strategic Objective	Objective No.	Strategies	Baseline Information	Project to be Implemented	Output - KPI	KPI No.	KPI Weight	Means of Verification	Budget	Adjusted Budget	Budget Source		Preceding year 2023/2024		Actual Measurable Performance 2024/2025				Root Cause	Reasons for Budget variance	Remedial Action
													Internal	External	Annual Target	Actual Performance Non-Financial	Annual Target	Actual Performance Non-Financial	Actual Financial	Achieved / Not Achieved			
						concrete approaches. Extending wing wall, installation of gabions. Regravelling 3.2km **4**. Labane Access Road. Regravelling of 7km A/R. 500 m Concrete slab (Concrete Pavement) using falsework, formwork & concrete slab Re-gravel and compact approximately 7km. **5.** Rehabilitation of 11km Qobo to Gubethuka AR **6.** Rehabilitation of 4.5km Mqhokw									Ntamonde AR by June 2024 ,Rehabilitated 6km of Mgodini to Mcijweni AR by June 2024 ,100% Roadbed towards completion of 4,4km with 600m concrete slab of Khaleni access road by June 2024 ,100% Roadbed towards completion of 5km with 500m concrete slab of Ndayini access road by June 2024 ,Rehabilitated 3,2km Mntomkhulu to Gxeni access road by June 2024 ,100% Roadbed	AR ,Rehabilitated 8km of Ntamonde AR ,Rehabilitated 7km of Mgodini to Mcijweni AR ,100% Roadbed towards completion of 4,4km with 600m concrete slab of Khaleni access road completed ,100% Roadbed towards completion of 5km with 500m concrete slab of Ndayini access road completed ,Rehabilitated		on of concrete slab 500m. **3.** Rehabilitated **3,2km** Ndela to Ward 11- Restoring of concrete approaches. Extending wing wall, installation of gabions. **4.** Rehabilitated **7km** Labane AR and 500 m Concrete slab (Concrete Pavement) using falsework, formwork 5. Rehabilitated **0km** of Qobo to Gubethuka AR. Site Establishment, clear and grub done.			received at the end of March 2025, closed on the 14th April 2025 and Consultant appointed on the 29th May 2025. Panel for Contractors was advertised on the 07th March 2025 and closed on the 07th April 2025 and presented to the BAC in Mid-June 2025. **3.**Resurfacing of 11km Ntlenzi to Mcetheni A/R RFQ's for Consultants were		the end of the first quarter. Rollover will be applied for the MDRG funds to be able to implement the projects .

Basic Service Delivery (Engineering Services)																						
Sub-Result Area	Issue	Strategic Objective	Objective No.	Strategies	Baseline Information	Project to be Implemented	Output - KPI	KPI No.	KPI Weight	Means of Verification	Budget	Adjusted Budget	Budget Source		Preceding year 2023/2024		Actual Measurable Performance 2024/2025				Root Cause	Reasons for Budget variance	Remedial Action
													Internal	External	Annual Target	Actual Performance Non-Financial	Annual Target	Actual Performance Non-Financial	Actual Financial	Achieved / Not Achieved			
						eni to Nokhatshile A/R With low level crossing (Appointment of contractor) **7.** Resurfacing of 11km Ntlenzi to Mcetheni (Appointment of contractor)									towards completion of 3,2km of Ndela to Ward 11 access road by June 2024 ,100% Roadbed towards completion of 7km with 500m concrete slab of Labane access road by June 2024	3,2km Mntomkhulu to Gxeni access road. Practical Completion achieved on 27 June 2024,100% Roadbed towards completion of 3,2km of Ndela to Ward 11 access road completed ,100% Roadbed towards completion of 7km with 500m concrete slab of Labane access road completed.		**6.** Rehabilitation of **4.5km** Mqhokweni to Nokhatshile A/R With low level crossing **(Appointment of contractor not done)** **7.** Resurfacing of 11km Ntlenzi to Mcetheni (**Appointment of contractor not done)**			issued after the receipt of MDRG funds that were received at the end of March 2025, closed on the 14th April 2025 and Consultant appointed on the 29th May 2025. Panel for Contractors was advertised on the 07th March 2025 and closed on the 07th April 2025 and presented to the BAC in Mid-June 2025.		

Basic Service Delivery (Engineering Services)																						
Sub-Result Area	Issue	Strategic Objective	Objective No.	Strategies	Baseline Information	Project to be Implemented	Output - KPI	KPI No.	KPI Weight	Means of Verification	Budget	Adjusted Budget	Budget Source		Preceding year 2023/2024		Actual Measurable Performance 2024/2025				Root Cause	Reasons for Budget variance	Remedial Action
													Internal	External	Annual Target	Actual Performance Non-Financial	Annual Target	Actual Performance Non-Financial	Actual Financial	Achieved / Not Achieved			
Bridges	Improved access to Basic Services	To construct and maintain roads and related storm water	1,2	To rehabilitate the dilapidated bridges for communities to have better access to basic services by June 2025.	3 Bridges reported as part of disaster submissions	**1.** Rehabilitation of 4.4 km roads and construction of 600m concrete slab and upgrading of stormwater Khaleni **2.** Ndayini A/R - Regravelling of 5km Road and upgrading associated stormwater. Restoring of approaches. Installation of concrete slab 500m **3.** Ndela to Ward 11. Restoring of concrete approaches. Extending wing wall, installation of	Number of bridges rehabilitated	1.2.1	0,5	Monthly Progress Report	4 000 012.80	4 000 012.80	4 000 012.80	N/A	N/A	N/A	2 bridges under Rehabilitation(site establishment completed at Ntinga and Pele-pele) by end June 2025	**1.**Rehabilitation of Ntinga Bridge - Site establishment done and completed. **2.**Rehabilitation of Pele-pele Bridge - Site establishment done completed.	R3 429 961,78	**Achieved**	N/A	**1.**Rehabilitation of Ntinga Bridge - Contractor appointed on the 17th April 2025 and site handed over on the 08th May 2025, therefore, funds could not be fully expended as there was minimal done as well as delays delays caused by community members from Ward 21 and Ward 29. The project has a contract duration of 8 months **2.**Rehabilitation of Pele-pele Bridge - Contrac	**1.**Rehabilitation of Ntinga Bridge - Project will be completed before the end of the second quarter. **2.**Rehabilitation of Pele-pele Bridge - Project will be completed before the end of the second quarter.

Basic Service Delivery (Engineering Services)																						
Sub-Result Area	Issue	Strategic Objective	Objective No.	Strategies	Baseline Information	Project to be Implemented	Output - KPI	KPI No.	KPI Weight	Means of Verification	Budget	Adjusted Budget	Budget Source		Preceding year 2023/2024		Actual Measurable Performance 2024/2025				Root Cause	Reasons for Budget variance	Remedial Action
													Internal	External	Annual Target	Actual Performance Non-Financial	Annual Target	Actual Performance Non-Financial	Actual Financial	Achieved / Not Achieved			
						gabions. Regravelling 3.2km **4.** Labane Access Road. Regravelling of 7km A/R. 500 m Concrete slab (Concrete Pavement) using falsework, formwork & concrete slab Re-gravel and compact approximately 7km. **5.** Rehabilitation of 11km Qobo to Gubethuka AR **6.** Rehabilitation of 4.5km Mqhokweni to Nokhatshile A/R With low level crossing (Appointment of contract													tor appointed on the 24th April 2025 and site handed over on the 08th May 2025, therefore, funds could not be fully expended as there was minimal done on site. The project has a contract duration of 6 months.	

Basic Service Delivery (Engineering Services)																						
Sub-Result Area	Issue	Strategic Objective	Objective No.	Strategies	Baseline Information	Project to be Implemented	Output - KPI	KPI No.	KPI Weight	Means of Verification	Budget	Adjusted Budget	Budget Source		Preceding year 2023/2024		Actual Measurable Performance 2024/2025				Root Cause	Reasons for Budget variance	Remedial Action
													Internal	External	Annual Target	Actual Performance Non-Financial	Annual Target	Actual Performance Non-Financial	Actual Financial	Achieved / Not Achieved			
						or) **7.** Resurfacing of 11km Ntlenzi to Mcetheni (Appointment of contractor)																	
CBD	Improved access to Basic Services	To construct and maintain roads and related storm water	1,3	To upgrade the state of surfaced roads, stormwater and non-motorised transport by end June 2025	50,8km of surfaced roads	1. Upgrading 3,4km of surfaced roads, sidewalks and stormwater in the CBD (Appointment of Contractor) 2. Maintaining 1km of surfaced road using alternative surfacing	CBD infrastructure upgraded	1.3.1	1	Monthly Progress Report, Practical Completion Certificate, appointment letter	R 14 356 153,80	R 14 356 153,80	R 14 356 153,80	N/A	N/A	N/A	Maintained 1km of surfaced road using alternative surfacing. Upgrading 3,4km of surfaced roads (Appointment of contractor) by June 2025	0 km of alternative surfacing maintained, contractor was not appointed and upgrading 3,4km of surfaced roads - appointment of Contractor not done.	R0,00	**Not Achieved**	Delays in the finalization of procurement, award of pannel has been made at the end of the financial year. 1 km of alternative surfacing not done, contractor was not appointed.	Award has been made at the end of the financial year, therefore no expenditure could be incurred	Contractor to be issued with allocation letters appointed in the first quarter, commence with the works and complete the project in the fourth quarter of the 2025-2026 financial year
Buildings	Improved access to Basic Services	To ensure that all citizens in MLM have access to well-maintained public amenities;	1,4	By constructing 3 Public Ameniies by June 2025	35 Community Halls; 7 ECDC; 1 Sport centre, 1 taxi rank	1. Construction of 2 Community Halls 2. Construction of Phase 4 at Mphuthumi	Number of public amenities constructed	1.4.1	1	Monthly Progress Report, Practical Completion Certificate, appro	R 18 400 000,00	R 18 400 000,00	R 18 400 000,00	N/A	1 Ward 13 ECDC constructed by June 2024 1 Mbizana civic centre constructed by June 2024	1 Ward 13 ECDC constructed. 1 Mbizana civic centre construction is complete, outstan	2 Public Amenities constructed (Ward 16 Community Hall, Ward 32 Community Hall. Multi-purpose Center	**1**.Ward 16 Community Hall - not completed. Site establishment, earthworks, brickworks, still works	R8 094 875,82	**Not Achieved**	**1.**Ward 16 Community Hall - Contractor Site handed over on the 31st January 2025 whilst the	Delays from community disputes	Both projects will be completed before the end of the first quarter in 2025/26 financial year.

Basic Service Delivery (Engineering Services)																						
Sub-Result Area	Issue	Strategic Objective	Objective No.	Strategies	Baseline Information	Project to be Implemented	Output - KPI	KPI No.	KPI Weight	Means of Verification	Budget	Adjusted Budget	Budget Source		Preceding year 2023/2024		Actual Measurable Performance 2024/2025				Root Cause	Reasons for Budget variance	Remedial Action
													Internal	External	Annual Target	Actual Performance Non-Financial	Annual Target	Actual Performance Non-Financial	Actual Financial	Achieved / Not Achieved			
						Mafumbatha Stadium (Preliminary Designs)				ved design					1 Fenced pitch of Mphuthumi Mafumbatha stadium by June 2024	ding is the delivery and installation of office furniture as per the approve scope. Fenced pitch of Mphuthumi Mafumbatha stadium.	(Preliminary Designs) by June 2025	and roof structure done. **2.**Ward 32 Community Hall - not completed. Site establishment, earthworks, still works foundation and plastering done. **3.**Mphuthumi Mafumbatha Multi-Purpose Centre - Preliminary designs done			project had a duration of 6 months. Community delays due to land disputes as well as subcontracting demands by community **2.**Ward 32 Community Hall - Contractor Site handed over on the 24th February 2025. Disputes with the family that gave the municipality the site for a month as well as labour delays experienced due to payment.		

Basic Service Delivery (Engineering Services)																						
Sub-Result Area	Issue	Strategic Objective	Objective No.	Strategies	Baseline Information	Project to be Implemented	Output - KPI	KPI No.	KPI Weight	Means of Verification	Budget	Adjusted Budget	Budget Source		Preceding year 2023/2024		Actual Measurable Performance 2024/2025				Root Cause	Reasons for Budget variance	Remedial Action
													Internal	External	Annual Target	Actual Performance Non-Financial	Annual Target	Actual Performance Non-Financial	Actual Financial	Achieved / Not Achieved			
EPWP	High unemployment rate	To ensure compliance with relevant legislation and to promote high standards of professionalism, and efficient use of resources as well as account ability;	1,5	Provide short term EPWP 308 job opportunities to alleviate poverty and unemployment by June 2025	1037 EPWP Jobs created	Creating EPWP Job Opportunities	Number of EPWP Job Opportunities created	1.5.1	1	Signed Employment Contracts, signed contract register, Signed Expenditure Report	R 9 970 344,00	R 9 970 344,00	R6 839 340 Equitable Share	R 2 981 004 EPWP Grant, R150 000 Libraries Grant	Create 342 EPWP Job Opportunities and monitor expenditure by June 2024	Created 457 EPWP Job opportunities and monitored Expenditure.	Created 308 EPWP Job Opportunities by end June 2025	315 EPWP Job opportunities created by the end of June 2025	R11 991 959,17	**Achieved**	N/A	Created 315 opportunities instead of the 308 planned	N/A
Road Maintenance	Road rehabilitation	To construct and maintain roads and related storm water	1,6	To routinely rehabilitate 450km gravel access roads by June 2027	1173 km gravel access roads	Maintenance of gravel access roads using plant hire and Internal plant	Number of kilometres of gravel access roads maintained	1.6.1	1	Monthly Progress Report, Practical Completion Certificate	R 22 735 000,00	R32 393 000,00	R32 393 000,00	N/A	85km of gravel access roads Maintained by June 2024	201,3km of gravel access road maintained	110km of gravel access roads Maintained by June 2025	132 km of gravel access roads Maintained using hired plant and internal plant by June 2025	R26 941 345,40	**Achieved**	N/A	N/A	N/A
Buildings	Building infrastructure not into accepted standards	To provide a safe and secure environment for all citizens	1,7	To maintain rehabilitate and repair 2 buildings structures and related infrastructure by June 2025	Municipal buildings	**1.** Upgrading of municipal guard house **2.** Maintenance of municipal offices & Civic Centre	Number of building maintenance projects undertaken	1.7.1	0,5	Monthly Progress Report, Practical Completion Certificate	R 3 483 865,20	R 3 483 865,20	R 3 483 865,20	N/A	2 municipal buildings Periodic repaired and maintained by June 2024	2 municipal buildings Periodic repaired and maintained.	3 building maintenance projects undertaken (Municipal Guardhouse, Municipal Offices, Civic Centre) by June 2025	1 Building Maintenance Project undertaken (Municipal offices maintained - Roof leaks completed, new twenty air conditio	R718 648,00	**Not Achieved**	Non-appointment of service providers. Late appointment of the service provider for Guardhouse. Civic centre quotations	N/A	Guard house has been budgeted for in 2025/26 financial year. Resubmission of requisition SCM to re-run their system to select

Basic Service Delivery (Engineering Services)																						
Sub-Result Area	Issue	Strategic Objective	Objective No.	Strategies	Baseline Information	Project to be Implemented	Output - KPI	KPI No.	KPI Weight	Means of Verification	Budget	Adjusted Budget	Budget Source		Preceding year 2023/2024		Actual Measurable Performance 2024/2025				Root Cause	Reasons for Budget variance	Remedial Action
													Internal	External	Annual Target	Actual Performance Non-Financial	Annual Target	Actual Performance Non-Financial	Actual Financial	Achieved / Not Achieved			
																		ners installed and old twenty air conditioners maintained) Guardhouse not done, Civic Centre maintenance-tinting of windows not done however specification was developed, submitted to SCM			returned unresponsive		competitive bidders for civic centre.
Electricity	Electrification of rural households	To ensure that all households have access to a reliable electricity network	1,8	Ensure reliable provision of electricity to 647 households by June 2025	43220 households with electricity	**1**. Electrification of Nomalcu Ph3 245 h/h **2.** Electrification of Matwebu Village 204 h/h **3.** Electrification of Nkanini Village 198 h/h **4**. Electrification of Zizityaneni	Number of Households Connected as part of INEP programme	1.8.1	0,5	Monthly Progress Report, Practical Completion Certificate-marketing data	R 25 399 093,20	R38 399 093, 20	N/A	R38 399 093, 20	Connected and Energized 180 households in Lower Etheridge phase 1 by June 2024 Connected and Energized 105 households in Lower Etheridge phase 2 by June 2024 Connected and	Connected and Energized 180 households in Lower Etheridge phase 1 105 Connected households.0 energised households at Lower Etherid	962 Households connected (Nomlacu Ph3 245 , Matwebu 204 ,Nkanini 198 ,ziztyaneni 315) by end June 2025	**972** Households Connected (**283** Nomlacu Phase 3 , **206** Matwebu Village **168** Nkanini Village and **315** Zizityaneni Village.	R29 299 582, 95	**Achieved**	N/A	N/A	N/A

Basic Service Delivery (Engineering Services)																						
Sub-Result Area	Issue	Strategic Objective	Objective No.	Strategies	Baseline Information	Project to be Implemented	Output - KPI	KPI No.	KPI Weight	Means of Verification	Budget	Adjusted Budget	Budget Source		Preceding year 2023/2024		Actual Measurable Performance 2024/2025				Root Cause	Reasons for Budget variance	Remedial Action
													Internal	External	Annual Target	Actual Performance Non-Financial	Annual Target	Actual Performance Non-Financial	Actual Financial	Achieved / Not Achieved			
						Village 315 h/h									energized 220 households in Msarhweni phase 1 by June 2024 Connected and energized 90 households in Msarhweni phase 2 by June 2024 Connected and energized 315 households in Zizityaneni by June 2024 Connected and energized 67 households (phase 1) in Nomlacu by June 2024 Connected and energized of 191 households (phase 2) in Nomlacu by June 2024	ge Phase 2. 220 Connected and energized households in Msarhweni Phase 1 60 House holds connected and 0 households energised at Msarweni Phase 2. Project complete awaiting to be energised by Eskom. 0 House holds connected and energised at zizityaneni. A request for additional budget							

Basic Service Delivery (Engineering Services)																						
Sub-Result Area	Issue	Strategic Objective	Objective No.	Strategies	Baseline Information	Project to be Implemented	Output - KPI	KPI No.	KPI Weight	Means of Verification	Budget	Adjusted Budget	Budget Source		Preceding year 2023/2024		Actual Measurable Performance 2024/2025				Root Cause	Reasons for Budget variance	Remedial Action
													Internal	External	Annual Target	Actual Performance Non-Financial	Annual Target	Actual Performance Non-Financial	Actual Financial	Achieved / Not Achieved			
																required to appoint a new contractor was submitted and approved by Exco on 21 June 2024. A memo to allocate the contractor was issued on 28 June 2024. 67 Connected and energized households in Nomlacu Phase 1. 191 Households connected and 0 households energised. Project complete awaiting to be energised by							

Basic Service Delivery (Engineering Services)																						
Sub-Result Area	Issue	Strategic Objective	Objective No.	Strategies	Baseline Information	Project to be Implemented	Output - KPI	KPI No.	KPI Weight	Means of Verification	Budget	Adjusted Budget	Budget Source		Preceding year 2023/2024		Actual Measurable Performance 2024/2025				Root Cause	Reasons for Budget variance	Remedial Action
													Internal	External	Annual Target	Actual Performance Non-Financial	Annual Target	Actual Performance Non-Financial	Actual Financial	Achieved / Not Achieved			
																Eskom.							
	Low Voltage lines upgrade	To ensure that all households have access to a reliable electricity network	1,9	Ensure conductive and safe electricity network by upgrading 1,5km of LV network by June 2025	9 KM of Low Voltage lines upgraded in town	Upgrading of 1,5km Low Voltage lines	Number of km of LV lines upgraded	1.9.1	0,5	Monthly Progress Report, Practical Completion Certificate	R 4 000 012,80	R 1 678 272,00	R 1 678 272,00	N/A	2KM of Low Voltage lines and poles upgraded in ward 1 by June 2024	9,9km of LV lines and poles upgraded in ward 1.	1,5KM of Low Voltage lines upgraded by June 2025	1.5 km of Low Voltage Lines Upgraded in Ward 1.	R1 614 637,25	**Not Achieved**	Upgrade of 1,5km LV lines has been achieved, however the contractor appointed for scope of 2.4km, the remaining works will be completed in the next financial year, meaning a Practical Completion will only be issued once the entire project has been completed	N/A	To prevent a recurrence of this error in the future planning document by reviewing properly means of verification during SDBIP adjustment period.

Basic Service Delivery (Engineering Services)																						
Sub-Result Area	Issue	Strategic Objective	Objective No.	Strategies	Baseline Information	Project to be Implemented	Output - KPI	KPI No.	KPI Weight	Means of Verification	Budget	Adjusted Budget	Budget Source		Preceding year 2023/2024		Actual Measurable Performance 2024/2025				Root Cause	Reasons for Budget variance	Remedial Action
													Internal	External	Annual Target	Actual Performance Non-Financial	Annual Target	Actual Performance Non-Financial	Actual Financial	Achieved / Not Achieved			
	Installation of Alternative Energy	To ensure that all households have access to a reliable electricity network	1,10	Ensure reliable provision of electricity to households by June 2025	2 Solar High masts lights installed	1. Installation of Backup Power Supply at Civic centre 2. Relocation of High Mast Light 3. Provision of security flood light at municipal offices	Number of Renewable Energy Project Implemented	1.10.1	1	Monthly Progress Report, Practical Completion Certificate	R 575 004,60	R 1 300 000,00	R 1 300 000,00	N/A	Replaced 3 kiosks and 10-meter boxes in town by June 2024.	0 kiosk and 0-meter boxes replaced in town.	3 Renewable Energy project completed (Backup power supply civic centre, relocation of high mast, installation of flood lights) by June 2025	1 Renewable energy project completed. Backup Power Supply Civic Center completed. Relocation of High mast light not completed. Installation of Flood lights not completed. Tender closed on 09 June, but the BEC was only appointed on 30 June	R754 014,67	Not Achieved	Service provider for Relocation of Highmast light and Installation of Floodlights not appointed. Project advert closed on 09 June, but the appointment of BEC was only done at the end of June.	N/A	Bid Evaluation committee to fast track the work for appointment of service provider. The project has been budgeted for the 2025/26 FY and will be achieved in Q4 of the FY 2025/26
	Maintenance of Electricity Infrastructure	To ensure that all households have access to a reliable electricity network	1,11	Reduce technical losses and have reliable, safe distribution network by June 2025	6 Kiosks replaced, 4 Vandalised Substation doors replaced with Burglar gates	**1.** Upgrading of 315kVA Albany Substation **2.** Fencing of 2 Substations (Albany, correctional	Number of substation projects completed	1.11.1	1	Monthly Progress Report, Practical Completion Certificate	R 3 075 012,60	R 3 075 012,60	R 3 075 012,60	N/A	N/A	N/A	2 Substation projects completed by June 2025	0 Substation projects completed. The initial service provider appointed declined the award. A new	R0,00	Not Achieved	The initial bidder that was awarded declined the award due to under-pricing. A new contract	No Expenditure as the work has not commenced on site.	Project is part of 2025/26 FY plan and the planned target will be achieved in Q4 of 2025/26 FY.

Basic Service Delivery (Engineering Services)																						
Sub-Result Area	Issue	Strategic Objective	Objective No.	Strategies	Baseline Information	Project to be Implemented	Output - KPI	KPI No.	KPI Weight	Means of Verification	Budget	Adjusted Budget	Budget Source		Preceding year 2023/2024		Actual Measurable Performance 2024/2025				Root Cause	Reasons for Budget variance	Remedial Action
													Internal	External	Annual Target	Actual Performance Non-Financial	Annual Target	Actual Performance Non-Financial	Actual Financial	Achieved / Not Achieved			
					installed. Lights and Plug circuits installed @ 2 substations.	services).												Service provider was eventually appointed on 05 May with a contract period of 4 months.			or was awarded in the 4th quarter. The 315 Kva Substation not delivered due to lengthy delivery lead times, fabrication takes 3 months.		

Basic service Delivery (Community Services)																							
Sub-Result Area	Issue	Strategic Objective	Objective No.	Strategies	Baseline Information	Project to be Implemented	Output - KPI	KPI No.	KPI Weight	Means of Verification	Budget	Adjusted Budget	Budget Source		Preceding Year 2023/2024		Actual Measurable Performance 2024/2025				Root Cause	Reason for Budget Variance.	Remedial Action
													Internal	External	Annual Target	Actual Performance Non-Financial	Annual Target	Actual Performance Non-Financial	Actual Financial	Achieved/ Not Achieved			
Free basic services	High number of indigent households	To ensure subsidization of poor households in order to receive basic services by 2027	1,12	By subsidising 100% qualifying beneficiaries with free grid electricity by June 2025	Subsidized 100% qualifying beneficiaries free grid electricity	Subsidize 100% of qualifying beneficiaries with free grid electricity	% of beneficiaries receiving free grid subsid	1.12.1	1	Beneficiary lists, Monthly Reports & Invoices	R4 800 000.00	R4 800 000.00	R4 800 000,00	N/A	Subsidized 100% of beneficiaries that claimed grid electricity by June 2024	Subsidized 100% of beneficiaries that claimed grid electricity	Subsidized 100% of qualifying beneficiaries with grid electricity by June 2025	Subsidized 100% of beneficiaries that claimed grid electricity.	R4 867 559,56	**Achieved**	N/A	Total budget allocated was less that the costs of the actual numbers in the indigent register based on	N/A

Basic service Delivery (Community Services)																						
Sub-Result Area	Issue	Strategic Objective	Objective No.	Strategies	Baseline Information	Project to be Implemented	Output - KPI	KPI No.	KPI Weight	Means of Verification	Budget	Adjusted Budget	Budget Source		Preceding Year 2023/2024		Actual Measurable Performance 2024/2025				Root Cause	Reason for Budget Variance.	Remedial Action
													Internal	External	Annual Target	Actual Performance Non-Financial	Annual Target	Actual Performance Non-Financial	Actual Financial	Achieved/ Not Achieved			
																						previous years financial performance	
	Inconsistent indigent register			By subsidizing 100% of qualifying beneficiaries with free FBAE by June 2025	Subsidized 100% qualifying beneficiaries with free FBAE.	Subsidizing 100% of qualifying beneficiaries with free grid FBAE	% of beneficiaries that claimed free FBAE	1.12.2	1	Beneficiary lists, Monthly Reports & Invoices	R2 085 420,00	R485 420,00	R485 420,00	N/A	100% of subsidized beneficiaries that claimed free FBAE by June 2024.	Subsidised 100% of beneficiaries that claimed in ward 5. The target was achieved through the intervention of service provider appointed to install new solars by DMRE. .	Subsidized 100% of qualifying beneficiaries that claimed with FBAE by June 2025	Subsidized 100% of beneficiaries that claimed grid electricity: The service provider subsidized all claimed Indigent Households with Solar Maintenance.	R480 700,69	**Achieved**	N/A	N/A	N/A
				By providing to FBS employees by June 2025	Provided PPE to 42 FBS employees	Provide PPE to 48 FBS employees	Number of employees provided with PPE	1.12.3	0,5	Issue register, appointment letter/ order	R157 356.00	R157 356,00	R157 356.00	N/A	N/A	N/A	Provided 48 FBS employees with PPE by June 2025	Provided 48 FBS employees with PPE in June 2025	R124 800,00	**Achieved**	N/A	N/A	N/A
				By facilitating process of applications for reviewal of indigent register	Adopted credible indigent register	Reviewal and adoption of 1 indigent register	Number of reviewed and adopted credible indigent register	1.12.4	1	12 Monthly reports, Adopted credible indigent	R524 496,00	R964 496,00	R964 496,00	N/A	1 Reviewed and adopted credible indigent register by June 2024	Indigent Register was reviewed and adopted by the Council on the 27 June 2024	1 credible indigent register reviewed and adopted by Council by June 2025	One (1) Credible Indigent Register was electronically verified, reviewed and adopted	R2 111 739,02	**Achieved**	N/A	A virement was done to pay the appointed Servi	N/A

Basic service Delivery (Community Services)																							
Sub-Result Area	Issue	Strategic Objective	Objective No.	Strategies	Baseline Information	Project to be Implemented	Output - KPI	KPI No.	KPI Weight	Means of Verification	Budget	Adjusted Budget	Budget Source		Preceding Year 2023/2024		Actual Measurable Performance 2024/2025				Root Cause	Reason for Budget Variance.	Remedial Action
													Internal	External	Annual Target	Actual Performance Non-Financial	Annual Target	Actual Performance Non-Financial	Actual Financial	Achieved/ Not Achieved			
				by June 2025						register & Council resolution								by Council on 30 May 2025.				ce Provider Cross scheck for verification of ESKOM beneficiary list.	
	Non-compliance with indigent policy	To ensure provision of poor households in order to receive basic services by June 2027		By conducting awareness campaigns to assist process of applications for reviewal of indigent register by June 2025	Conducted 8 indigent awareness campaigns	Conduct 8 Indigent awareness campaigns	Number of indigent awareness campaigns conducted	1.12.5	0,5	8 Awareness campaigns report & 8 attendance registers	R3589596,00	R155766,00	R155766,00	N/A	Conduct 08 indigent awareness campaigns by June 2024	Conducted 10 Indigent Awareness Campaigns **1.** Ward 01 at Roman Catholic Church on the 16 August 2023 **2.**12 September 2023 at Ward 12 at Amandela Great Place **3.**02 October 2023 at Ward 06 at Ntshamathe Community Hall **4.**31 October 2023 Ward 23 Community Hall **5.**30 November 2023 at Ward 16 AFM Church Hall **6.** 10 January 2024 at	Conducted 8 indigent awareness campaigns by June 2025	Conducted 8 awareness campaigns as follows **17 September 2024** in Ward 1, **07 October 2024** Ward 15, **08 November 2024** Ward 28, **13 November 2024** Ward 11, **5 February 2025** Ward 18, 25 **February 2025** Ward 8, **30 April 2025** Ward 24 and **16 May 2025** Ward 22.	R134250,00	**Achieved**	N/A	N/A	N/A

Basic service Delivery (Community Services)																						
Sub-Result Area	Issue	Strategic Objective	Objective No.	Strategies	Baseline Information	Project to be Implemented	Output - KPI	KPI No.	KPI Weight	Means of Verification	Budget	Adjusted Budget	Budget Source		Preceding Year 2023/2024		Actual Measurable Performance 2024/2025				Root Cause	Reason for Budget Variance.	Remedial Action
													Internal	External	Annual Target	Actual Performance Non-Financial	Annual Target	Actual Performance Non-Financial	Actual Financial	Achieved/ Not Achieved			
																Ward 01 at Anglican Church **7**.20 March 2024 at Ward 04 at Sizalulthambo Community Hall **8.**15 May at Ward 03 Sithukuthezi Community Hall **9.**12 June 2024 at Ward 04 Sizalulthambo Community Hall							
		To ensure provision of poor households in order to receive basic services by June 2027		By providing 442 beneficiaries with free refuse removal by June 2025	Provided 743 qualifying beneficiaries with free refuse removal.	Provide 442 qualifying beneficiaries with free refuse removal.	Number of beneficiaries qualifying for free refuse removal.	1.12.6	1	12 Monthly reports ,1 issue register	R0,00	R0,00	N/A	N/A	Facilitate provision of 743 qualifying beneficiaries with free refuse services by June 2024	Facilitated provision of 743 qualifying beneficiaries with free refuse removal	442 Qualifying beneficiaries provided with free refuse removal by June 2025	Facilitated provision of Free refuse removal to 442 qualifying beneficiaries	R0,00	**Achieved**	N/A	N/A	N/A
Disaster Management	Lack of systematic approach in responding to disaster risk management	To ensure disaster risk reduction by June 2027.	1.13	By Monitoring, assessing and co-ordinating Council's disaster risk management by June 2025.	Assessed & responded to 278 reported & recorded disaster incidents within	Record & assess 100% reported disaster incidents & respond within 72 hours	% of Assessed, recorded & responded to disaster incidents within 72 hours	1.13.1	0,5	Disaster incidents register and disaster report	R1 258 788.00	R1 341 092,00	R1 341 092,00	N/A	Assess & respond to 100% of reported & recorded disaster incidences within 72 hours by June 2024	Assessed and responded to 100% of reported & recorded disaster incidents. **1.** 5 households were affected (04) in Ward 05 and (01) in	Assessed & responded to 100% of reported & recorded disaster incidents within 72 hours by June 2025	Assessed and responded to 100% reported & recorded disaster incidents within 72 hours as follows: On **13 July** 10 wards	R1 121 390,00	**Achieved**	N/A	N/A	N/A

Basic service Delivery (Community Services)																							
Sub-Result Area	Issue	Strategic Objective	Objective No.	Strategies	Baseline Information	Project to be Implemented	Output - KPI	KPI No.	KPI Weight	Means of Verification	Budget	Adjusted Budget	Budget Source		Preceding Year 2023/2024		Actual Measurable Performance 2024/2025				Root Cause	Reason for Budget Variance.	Remedial Action
													Internal	External	Annual Target	Actual Performance Non-Financial	Annual Target	Actual Performance Non-Financial	Actual Financial	Achieved/ Not Achieved			
					72 hours											Ward 22 and 01 incident in Ward 19. Heavy rains and strong winds between 10-23 Jan 2024 affecting 14 Wards and left a total of 79 households damaged. **2.**Roads were also damaged in 26 Wards. 2nd was a structural fire damage in Ward 2 where a household was damaged on the 19 Feb 2024, the 3rd was a drowning incident where a minor child passed away in Ward 32. The 4th was also a structural fire in Ward 19 on the 12th of March 2024. The affected were provided with SRD in the form of blankets and		were affected by veld fires and strong winds affecting 27 households (Wards 11, 30, 10, 25, 9, 2, 14, 16, 12,29) 2 Initiates died on the **3rd of July** in Wards 11 and 22. From the **11th August** 11 wards were affected by veld fires and strong winds affecting over 48 households. (Wards 2, 9, 10, 11, 12, 15, 16, 23, 27, 29 and 30), on the **24th September** 2024 structural failures due to heavy rains which affected					

Basic service Delivery (Community Services)																							
Sub-Result Area	Issue	Strategic Objective	Objective No.	Strategies	Baseline Information	Project to be Implemented	Output - KPI	KPI No.	KPI Weight	Means of Verification	Budget	Adjusted Budget	Budget Source		Preceding Year 2023/2024		Actual Measurable Performance 2024/2025				Root Cause	Reason for Budget Variance.	Remedial Action
													Internal	External	Annual Target	Actual Performance Non-Financial	Annual Target	Actual Performance Non-Financial	Actual Financial	Achieved/ Not Achieved			
																sponges. **3.**In Ward 10 on the 30th of April structural fire, 21 May in Ward 08 structural fire, 2 June in Ward 15 heavy rains and structural fire, Ward 26 on the 3 June structural fire, Ward 23 on the 16th June structural fire, Ward 18 on the16th June Structural fire, 18 June in Ward 15 structural fire, Ward 15 structural fire on the 23 June and MVA in ward 20.		the following wards (ward 19, ward 3, ward 26, m ward 4, ward 15). on the **20th September 2024** a suicide incident was reported from ward 15 at Krishlow village. **02/10/2024** Ward 22 Suicide, **14/10/2024** at Ward 02, Heavy Rains that led to structural failure in two households, **18/10/2024** Ward 13 Structural Fire, **23/10/2024** at Ward 19 Structural Failure, **23/10/2024** at Ward 19 Heavy rains that led					

Basic service Delivery (Community Services)																							
Sub-Result Area	Issue	Strategic Objective	Objective No.	Strategies	Baseline Information	Project to be Implemented	Output - KPI	KPI No.	KPI Weight	Means of Verification	Budget	Adjusted Budget	Budget Source		Preceding Year 2023/2024		Actual Measurable Performance 2024/2025				Root Cause	Reason for Budget Variance.	Remedial Action
													Internal	External	Annual Target	Actual Performance Non-Financial	Annual Target	Actual Performance Non-Financial	Actual Financial	Achieved/ Not Achieved			
																		to structural failure. **04/12/2024** ward 12 & reported lightning strike in two families& ward 17 on the same day reported suicide and loss of life. **18/12/2024** disaster report was received from 7 different wards which were stricken by strong hail storm, strong winds and heavy rains that covered about 7 wards destroying 97 households in following wards 1,2, 5,6,8, 26,27. MVA on					

Basic service Delivery (Community Services)																						
Sub-Result Area	Issue	Strategic Objective	Objective No.	Strategies	Baseline Information	Project to be Implemented	Output - KPI	KPI No.	KPI Weight	Means of Verification	Budget	Adjusted Budget	Budget Source		Preceding Year 2023/2024		Actual Measurable Performance 2024/2025				Root Cause	Reason for Budget Variance.	Remedial Action
													Internal	External	Annual Target	Actual Performance Non-Financial	Annual Target	Actual Performance Non-Financial	Actual Financial	Achieved/ Not Achieved			
																		10 January 2025 in ward 3 and 8 lives were lost: Fatal stabbing and shooting on **17/01/2025**, 5 Joji family members in ward 2 and 2 succumbed to death: Inhalation of carbon monoxide on **25/01/2025** in Ward 8 and 6 family member died: Heavy rains and flooding on **18th - 19th February** affecting 25 wards which are as follows: ,3,6,4,5, 8,11,12, 13,14,15 ,18,19,2 0,22,23, 24,25,26					

Basic service Delivery (Community Services)																							
Sub-Result Area	Issue	Strategic Objective	Objective No.	Strategies	Baseline Information	Project to be Implemented	Output - KPI	KPI No.	KPI Weight	Means of Verification	Budget	Adjusted Budget	Budget Source		Preceding Year 2023/2024		Actual Measurable Performance 2024/2025				Root Cause	Reason for Budget Variance.	Remedial Action
													Internal	External	Annual Target	Actual Performance Non-Financial	Annual Target	Actual Performance Non-Financial	Actual Financial	Achieved/ Not Achieved			
																		,27,28,29,30,31, and 32 and left 185 people homeless and the Disaster has been declared: Heavy Rains leading to structural failure on **12 Feb 2025** in Mqonjwana village Ward 18 houselds affected were 2 and were left displaced and were relocated to neighbours. Heavy rains in Ward 9 and 8 on **18th March 2025** affecting 28 households and left homeless. MVA affecting 4 people					

Basic service Delivery (Community Services)																						
Sub-Result Area	Issue	Strategic Objective	Objective No.	Strategies	Baseline Information	Project to be Implemented	Output - KPI	KPI No.	KPI Weight	Means of Verification	Budget	Adjusted Budget	Budget Source		Preceding Year 2023/2024		Actual Measurable Performance 2024/2025				Root Cause	Reason for Budget Variance.	Remedial Action
													Internal	External	Annual Target	Actual Performance Non-Financial	Annual Target	Actual Performance Non-Financial	Actual Financial	Achieved/ Not Achieved			
																		from Mbokwana and Kufa Families in Wards 23, 7 and 4 on **25th March 2025**, Assessed and responded to disaster incident on the **15th of April 2025** in ward 19 Ntlozelo village. Second incident occurred on the **10th June2025**, heavy rains strong winds disruptive wind, which affected all wards in WMMLM					
				By conducting awareness campaigns to raise disaster risk awareness within communi	Conducted 8 disaster awareness campaigns	Conduct 8 disaster awareness campaigns	Number of disaster awareness campaigns conducted	1.13.2	0,25	8 reports & 8 attendance registers	R673 764,00	R371 798,00	R371 798,00	N/A	Conduct 8 disaster awareness campaigns by June 2024	Conducted 09 Disaster Awareness Campaigns as follows **1.** 11 September at Isikelo Traditional Authority ward 31 **2**.12 September	Conducted 8 disaster awareness campaigns by June 2025	Conducted 11 Disaster Awareness campaigns: **24/07/2025**: Disaster awareness Campaig	R180 000,00	**Achieved**	N/A	N/A	N/A

Basic service Delivery (Community Services)																						
Sub-Result Area	Issue	Strategic Objective	Objective No.	Strategies	Baseline Information	Project to be Implemented	Output - KPI	KPI No.	KPI Weight	Means of Verification	Budget	Adjusted Budget	Budget Source		Preceding Year 2023/2024		Actual Measurable Performance 2024/2025				Root Cause	Reason for Budget Variance.	Remedial Action
													Internal	External	Annual Target	Actual Performance Non-Financial	Annual Target	Actual Performance Non-Financial	Actual Financial	Achieved/ Not Achieved			
				ties to minimise disasters by June 2025												at Amandela Tribal authority ward 12 **3.** ward 18 on the 7th November 23 at Nomangesi malunga Mlomo Community Hall **4.** Ethekwini Tribal authority 0n the 21 November ward 10 **5.** 29 January @ KwaNobukhwe Gwala Community Hall ward 24 **6**.KwaJali Primary School in ward 6 on the 21 February 24 **7**.22 February 24 at Embiba Village ward 3 **8.**Isithukuthezi Community Hall ward 3 on the 15 May 24 **9.**Khanyisani JPS Ward 18 on the 5 June 24.		n in ward 06, Tsawana Primary School. **14/09/2024**: Disaster Awareness Campaign in ward 10, Lower Mkhomane Primary School. **24/10/2025**: Disaster Awareness Campaign at MxingaVillage in ward 30. **05/02/2025**: Disaster awareness Campaign in ward 18, Mqonjwana Village at Zion Church. **12/02/2025**; Disaster Awareness Campaign at Ntlozelo Village, Church of Zion. **24/04/2025**:					

Basic service Delivery (Community Services)																						
Sub-Result Area	Issue	Strategic Objective	Objective No.	Strategies	Baseline Information	Project to be Implemented	Output - KPI	KPI No.	KPI Weight	Means of Verification	Budget	Adjusted Budget	Budget Source		Preceding Year 2023/2024		Actual Measurable Performance 2024/2025				Root Cause	Reason for Budget Variance.	Remedial Action
													Internal	External	Annual Target	Actual Performance Non-Financial	Annual Target	Actual Performance Non-Financial	Actual Financial	Achieved/ Not Achieved			
																		Disaster awareness Campaign, at Sicelo Bhani Community Hall. **15/05/2025** Disaster awareness Campaign in ward 09 at Nkosi Gcinisizwe Sigcau Community Hall. **09/11/2025**: Disaster awareness Campaign in ward 06, Kwandunge village at Ndunge Primary school. **13/11/2025** Disaster awareness Campaign in ward 11 at Ngqindilili Community Hall. **30/10/2024**: Disaster Awareness					

Basic service Delivery (Community Services)																						
Sub-Result Area	Issue	Strategic Objective	Objective No.	Strategies	Baseline Information	Project to be Implemented	Output - KPI	KPI No.	KPI Weight	Means of Verification	Budget	Adjusted Budget	Budget Source		Preceding Year 2023/2024		Actual Measurable Performance 2024/2025				Root Cause	Reason for Budget Variance.	Remedial Action
													Internal	External	Annual Target	Actual Performance Non-Financial	Annual Target	Actual Performance Non-Financial	Actual Financial	Achieved/ Not Achieved			
																		Champaign in ward 2, Ntamonde Village. **29/10/2025**: Disaster Awareness Campaign at Inkonjane/Alfred Nzo Community Radio for early warnings.					
				By coordinating and facilitating the sitting of the Disaster Advisory Forum by June 2025	Coordinated and facilitated the sitting of 4 Disaster Advisory Forums	Coordinate and Facilitate the sitting of 4 Disaster Advisory Forum Meetings	Number of Disaster Advisory Forums coordinated and facilitated.	1.13.3	0,5	Reports and Attendance registers	R0,00	R0,00	N/A	N/A	Coordinate and Facilitate 4 Disaster Advisory Forum Meetings by June 2024	Coordinated and facilitated 4 Advisory Forum Meetings **1.** 19 June 2024 **2.**6 March 2024 **3.** 30 August 2023 **4.** 8 December 2023	Coordinated and facilitated 4 Disaster Advisory Forums by June 2025	Conducted and facilitated 4 Advisory Forum Meetings as follows: **18/09/2024** at WMMLM Civic Centre **27/11/2024** at WMMLM Civic Centre. **26/03/2025** held at WMMLM Civic Centre and **15 May 2025** at WMMLM Civic Centre.	R0,00	**Achieved**	N/A	N/A	N/A

Basic service Delivery (Community Services)																							
Sub-Result Area	Issue	Strategic Objective	Objective No.	Strategies	Baseline Information	Project to be Implemented	Output - KPI	KPI No.	KPI Weight	Means of Verification	Budget	Adjusted Budget	Budget Source		Preceding Year 2023/2024		Actual Measurable Performance 2024/2025				Root Cause	Reason for Budget Variance.	Remedial Action
													Internal	External	Annual Target	Actual Performance Non-Financial	Annual Target	Actual Performance Non-Financial	Actual Financial	Achieved/ Not Achieved			
Recreational facilities	Adhoc operation & management of community facilities	To provide sustainable services of municipal facilities to the communities by June 2027.	1.1 4	By managing proper functioning of municipal facilities by June 2025.	38 municipal public facilities operated, maintained and equipped.	Maintain, operate & equip 38 Community facilities	Number of municipal facilities maintained, operated & equipped.	1.14.1	0,25	12 Monthly progress reports and 12 monthly checklists	R337 512 ,00	R2 182 072,00	R2 182 072,00	N/A	38 municipal public facilities operated, maintained and equipped by June 2024	38 Municipal facilities maintained through cleaning and grass cutting & operated through bookings by EPWP personnel.	38 Municipal Public Facilities maintained, operated and equipped by June 2025	38 Municipal facilities operated, maintained and equipped through cleaning and grass cutting & operated through bookings by EPWP personnel.	R2 318 697,69	**Achieved**	N/A	N/A	N/A
				By providing PPE to employees by June 2025	Provided PPE to 80 employees	Provide PPE to 80 employees	Number of employees provided with PPE	1.14.2	0,5	Issue register	R157 356 ,00	R227 344,00	R227 344,00	N/A	Provide Protective Clothing to 80 employees by June 2024	Provided Protective Clothing to 80 employees	80 Employees Provided with PPE by June 2025	80 Employees were provided with PPE.	R223 100,00	**Achieved**	N/A	N/A	N/A
				By providing cleaning resources and equipment to all recreational facilities by June 2025	Provided cleaning resources and equipment to 36 recreational facilities	Provide cleaning resources and equipment to 38 recreational facilities	Number of recreational facilities provided with cleaning resources and equipment.	1.14.3	0,5	Issue register	R329 496 .00	R259 496,00	R259 496,00	N/A	38 municipal public facilities operated, maintained and equipped by June 2024	38 Municipal facilities maintained through cleaning and grass cutting & operated through bookings by EPWP personnel.	38 Recreational facilities provided with cleaning resources and equipment by June 2025	38 Recreational facilities were provided with cleaning resources and equipment.	R221 022,00	**Achieved**	N/A	N/A	N/A
	Unsecured recreational facilities			By facilitating paving and landscaping of 1 Amos Nogxina	1 Sizalutambo recreational facilit	1 recreational facility paved and landsca ped	Number of recreational facilities paved and	1.14.4	0,5	Appointment letter, progress and completion	R885 849 ,00	R558 039,00	R558 039,00	N/A	1 Paved and landscaped public facility in ward 04 by June 2024	0 paved and landscaped public facility. Service provider was	1 Recreational facility Paved and landscaped Amos	0 Recreational facility, at Amos Nogxina paved and	R0,00	**Not Achieved**	Non-responsiveness of service providers.	The budgeted amount was spent on	Paving and landscaping of Amo

Basic service Delivery (Community Services)																						
Sub-Result Area	Issue	Strategic Objective	Objective No.	Strategies	Baseline Information	Project to be Implemented	Output - KPI	KPI No.	KPI Weight	Means of Verification	Budget	Adjusted Budget	Budget Source		Preceding Year 2023/2024		Actual Measurable Performance 2024/2025				Root Cause	Reason for Budget Variance.	Remedial Action
													Internal	External	Annual Target	Actual Performance Non-Financial	Annual Target	Actual Performance Non-Financial	Actual Financial	Achieved/ Not Achieved			
				recreational facility in Ward 20 by June 2025	y paved and landscaped in Ward 4		landscaped			certificate						appointed in June 2024. Project expected to be completed in the next 3 months	Nogxina in Ward 20 by June 2025	landscaped.			The tender is re-advertised and closed, and it closed on 20 June 2025. It's currently at BEC stage as the committee has been appointed.	finishing Ward 4 Sizalutha mbo Community Hall and Amos Nogxina Budget was received after adjustment, unfortunately the service providers were non-responsive and the project was planned and budgeted for in the 2025/2026 FY.	s Nogxina will be achieved in the first quarter of 2025/26 financial year, as the BEC has been appointed.

Basic service Delivery (Community Services)																						
Sub-Result Area	Issue	Strategic Objective	Objective No.	Strategies	Baseline Information	Project to be Implemented	Output - KPI	KPI No.	KPI Weight	Means of Verification	Budget	Adjusted Budget	Budget Source		Preceding Year 2023/2024		Actual Measurable Performance 2024/2025				Root Cause	Reason for Budget Variance.	Remedial Action
													Internal	External	Annual Target	Actual Performance Non-Financial	Annual Target	Actual Performance Non-Financial	Actual Financial	Achieved/ Not Achieved			
LIBRARY SERVICES	Poor Access to basic Library Services	To provide reading and study material by 2027	1.15	By instilling a culture of reading and lifelong learning by June 2025	Supplied 2800 periodicals	supply of 2800 periodicals at Mbizana, Nkantolo, Ebenezer and Monwabisi libraries.	Number of periodicals supplied.	1.15.1	0,5	Periodical register	R104 904.00	R154 904,00	R154 904,00	N/A	Supply 2800 periodicals by June 2024	Supplied 3183 periodicals	Supplied 2800 periodicals by June 2025	Supplied 2931 periodicals to Mbizana, Nkantolo, Ebenezer & Monwabisi Mfingwana Public library	R110 720,00	**Achieved**	N/A	N/A	N/A
					Maintained 2 Mbizana libraries, and equipped 2 libraries	Maintain and equip 4 Libraries (Mbizana, Monwabisi, Nkantolo and Ebenezer)	Number of libraries maintained and equipped	1.15.2	0,5	appointment letter, progress report/ completion certificate	R871 752.00	R871 752,00	N/A	R871 752.00	Maintain 5 Libraries (Monwabisi, Mbizana, Mbhongweni, Nkantolo and Ebenezer) and equip 1 Library (Ebenezer) by June 2024	Maintained 5 Libraries (Monwabisi, Mbizana, Mbhongweni, Nkantolo and Ebenezer) and equipped 1 Library (Ebenezer)	4 Libraries maintained and equipped (Monwabisi, Mbizana, Nkantolo and Ebeneezer) by June 2025	4 Libraries maintained and equipped (Monwabisi, Mbizana, Nkantolo and Ebeneezer) through service provider Pahle company	R858 242,06	**Achieved**	N/A	N/A	N/A
					Conducted 8 library awareness campaigns,	Conduct 8 library awareness campaigns.	Number of library awareness campaigns conducted.	1.15.3	0,25	08 Awareness campaigns report & 08 attendance registers.	R497 412,00	R647 412.00	R647 412.00	N/A	Conduct 08 library awareness campaigns by June 2024	Conducted 09 Library Awareness Campaigns **1.** 08 September 2023 at Cedarville Umzingisi Community Hall **2.**14 September at Nobukhwe Gwala Community Hall **3.**08 December 2023 at	Conduct 8 library awareness campaigns by June 2025	Conducted 10 library awareness campaigns on the **1st August 24** @ Nomangesi Malunga Mlomo Community Hall Ward 18, **28 August 24** @ Dudume	R474 235.00	**Achieved**	N/A	N/A	N/A

Basic service Delivery (Community Services)																							
Sub-Result Area	Issue	Strategic Objective	Objective No.	Strategies	Baseline Information	Project to be Implemented	Output - KPI	KPI No.	KPI Weight	Means of Verification	Budget	Adjusted Budget	Budget Source		Preceding Year 2023/2024		Actual Measurable Performance 2024/2025				Root Cause	Reason for Budget Variance.	Remedial Action
													Internal	External	Annual Target	Actual Performance Non-Financial	Annual Target	Actual Performance Non-Financial	Actual Financial	Achieved/ Not Achieved			
																Mbizana Community Park **4.**21 November 23 at Mbizana Public Library **5**.7 February 2024 at St Patricks SPS **6.** 23 February 2024 at Mbizana Public Library **7**.5 March 2024 at Methodist Church Hall **8.**11 April 2024 at Zamokuhle Special School **9.**24 May 2024 at Mbizana Public Library		ni ward 8, **19 September 24** @ Mbizana Town Hall ward 1, **09 October 24** @ Mbizana Public Library ward 1, **29 November 24** @ Nkantolo Community Hall ward 27, **5 February 2025** @ Phakamisa SPS, **25 Feb 2025** @ Civic Center, **29 April 25** @ Nobukhwe Gwala Community hall ward 24, **30 April 2025** Ebenezer Public Library @ ward 24, **28 May 2025** @ Mbizana Public Library ward 1.					

Basic service Delivery (Community Services)																							
Sub-Result Area	Issue	Strategic Objective	Objective No.	Strategies	Baseline Information	Project to be Implemented	Output - KPI	KPI No.	KPI Weight	Means of Verification	Budget	Adjusted Budget	Budget Source		Preceding Year 2023/2024		Actual Measurable Performance 2024/2025				Root Cause	Reason for Budget Variance.	Remedial Action
													Internal	External	Annual Target	Actual Performance Non-Financial	Annual Target	Actual Performance Non-Financial	Actual Financial	Achieved/ Not Achieved			
Environmental Management	Inadequate legal environmental tools required	To ensure conservation and management of natural resources for sustainable use by June 2027	1.16	By implementing environmental management tools (climate change strategy), coastal management, conduct environmental awareness campaigns by June 2025	Reviewed, adopted Climate Change Strategy	Implementation of climate change strategy by conducting 4 climate change programmes	Number of programmes towards implementation of climate change strategy	1.16.1	0,5	4 Reports & 4 attendance Registers	R120 864,00	R110 864.00	R110 864.00	N/A	4 climate change programmes conducted by June 2024	Conducted 4 Climate Change programmes. **1.** At Ntlezi Tribal Authority on the 19 July 2023. **2.** At Amangutyana Tribal authority on the 26 October 2023. **3.** At Amampisi Tribal Authority on the 28 February 2024. **4.** At Amadiba Tribal Authority Ward 16(Dangeni Village UMthayise) on the 8 May 2024	4 Climate change strategy programmes conducted by June 2025	Conducted 4 Climate Change programmes. **1.** At Multi-Purpose Youth Centre in Ward 1 on the 23 August 2024. **2.** At Amantshangase Tribal authority in Ward 3 on the 27 November 2024. **3.** At Imizizi Tribal Authority in Ward 18 on the 19 February 2025. **4.** At Wild Coast Sun Ward 24 on the 23 May 2025 and at Mphuthumi Mafumbatha Stadium Boardroom on the 30th May 2025	R62 844.00	**Achieved**	N/A	N/A	N/A

Basic service Delivery (Community Services)																						
Sub-Result Area	Issue	Strategic Objective	Objective No.	Strategies	Baseline Information	Project to be Implemented	Output - KPI	KPI No.	KPI Weight	Means of Verification	Budget	Adjusted Budget	Budget Source		Preceding Year 2023/2024		Actual Measurable Performance 2024/2025				Root Cause	Reason for Budget Variance.	Remedial Action
													Internal	External	Annual Target	Actual Performance Non-Financial	Annual Target	Actual Performance Non-Financial	Actual Financial	Achieved/ Not Achieved			
					Conduct coastal committee meetings	Conducting 4 coastal committee meetings	Number of coastal committee meetings conducted	1.16.2	0.25	4 Reports & 4 attendance Registers	R54 912.00	R74 912.00	R74 912.00	N/A	4 coastal committee meetings conducted by June 2024	Conducted 4 Coastal Committee meetings. **1.** On the 3 August 2023 at Nobukhwe Gwala Community Hall. **2.** On the 27 November 2023 at Wild Coast Sun. **3.** On the 8 February 2024 at Mdatya SSS. **4.** On the 24 April 2024 at Ebenezer Community Hall Ward 24	4 Coastal committee meetings conducted by June 2025	Conducted 4 Coastal Committee meetings. **1.** On the 23 September 2024 at Theophilous Tshangela Community Hall in Ward 25. **2.** On the 12 November 2024 at Nobukhwe Gwala Community Hall in Ward 24. **3.** On the 13 March 2025 at Nobukhwe Gwala Community Hall in Ward 24. **4.** On the 19 June 2025 at Mdatya SSS in Ward 28.	R88 395.00	**Achieved**	N/A	More funds were used towards a workshop for the Committee	N/A

Basic service Delivery (Community Services)																							
Sub-Result Area	Issue	Strategic Objective	Objective No.	Strategies	Baseline Information	Project to be Implemented	Output - KPI	KPI No.	KPI Weight	Means of Verification	Budget	Adjusted Budget	Budget Source		Preceding Year 2023/2024		Actual Measurable Performance 2024/2025				Root Cause	Reason for Budget Variance.	Remedial Action
													Internal	External	Annual Target	Actual Performance Non-Financial	Annual Target	Actual Performance Non-Financial	Actual Financial	Achieved/ Not Achieved			
					Conducted Environmental Awareness Campaigns	Conduct 8 Environmental Awareness Campaigns	Number of environmental awareness campaigns conducted	1.16.3	0.25	8 Attendance Registers & 8 Reports	R401 328,00	R391 328.00	R391 328.00	N/A	8 Environmental awareness campaigns conducted by June 2024	Conducted 9 Environmental Awareness campaigns. **1.** On the 7 September 2023 at Wetland Park. **2.** On the 19 September 2023 at Themba Mzize SPS. **3.** On the 27 September 2023 at Cultural Village **4**.On the 1 November 2023 at Buttville SPS. **5.** On the 21 November 2023 at Mdatya SPS & Thuba SPS. **6.**On the 5-8 February 2024 at Mzamba, Mnyameni & Mtentu Beach. **7**.On the 15th Of March 2024 at Wild Coast Sun. **8.**On the 5th of June 2024 at Wild Coast Sun Ward **9.**On the	8 environmental awareness campaigns conducted by June 2025	Conducted 8 Environmental Awareness campaigns. **1.** On the 10 September 2024 at Ngcingo JSS in Ward 13 and Luna SPS in Ward 18. **2.** On the 16 September 2024 at Mzamba Beach in Ward 24. **3.** On the 16 October 2024 at Wetland Park in Ward 1 **4**.On the 7 November 2024 at Cultural Village in Ward 1. **5.** On the 4 February 2025 at Khumbuza Community Hall in Ward 25. **6.** On the	R355 142.55	**Achieved**	N/A	N/A	N/A

Basic service Delivery (Community Services)																						
Sub-Result Area	Issue	Strategic Objective	Objective No.	Strategies	Baseline Information	Project to be Implemented	Output - KPI	KPI No.	KPI Weight	Means of Verification	Budget	Adjusted Budget	Budget Source		Preceding Year 2023/2024		Actual Measurable Performance 2024/2025				Root Cause	Reason for Budget Variance.	Remedial Action
													Internal	External	Annual Target	Actual Performance Non-Financial	Annual Target	Actual Performance Non-Financial	Actual Financial	Achieved/ Not Achieved			
																6th of June 2024 at Wild Coast Sun.		27,28 & 31 March 2025 at Mzamba , Mnyameni & Mtentu Beach in Ward 24, 25 **7.**On the 14 April 2025 at Wild Coast Sun in Ward 24. **8.**On the 5th of June 2025 at Mzamba beach Ward 24					
				By collecting water samples & provision of beach material by June 2025	Applied for Blue flag beaches, collected water samples and provided beach material	Collect 100 water samples and provide beach material (2 waste bins & Installed 3 sign boards)	Number of water samples collected and beach material provided	1.16.4	0.25	Confirmation of receipt of water samples & Delivery note	R223 572,00	R157 572.00	R157 572.00	N/A	Application for 1 pilot Blue Flag Beach and provide 2 picnic table set with 2 benches for Mzamba Beach by June 2024.	Application for 1 pilot Blue Flag Beach was done & submitted and provided 2 picnic table set with 2 benches for Mzamba Beach.	Collected 100 water samples, provided 2 waste bins & Installed 3 sign boards by June 2025	Collected 110 water samples from Mzamba beach on the 8, 22 &29 November 2024, 5 & 13 December 2024, 10 & 24 January 2025, 6 February 2025 and 6 & 26 March 2025. Installed 3 signboards and	R64 807.61	**Achieved**	N/A	N/A	N/A

Basic service Delivery (Community Services)																						
Sub-Result Area	Issue	Strategic Objective	Objective No.	Strategies	Baseline Information	Project to be Implemented	Output - KPI	KPI No.	KPI Weight	Means of Verification	Budget	Adjusted Budget	Budget Source		Preceding Year 2023/2024		Actual Measurable Performance 2024/2025				Root Cause	Reason for Budget Variance.	Remedial Action
													Internal	External	Annual Target	Actual Performance Non-Financial	Annual Target	Actual Performance Non-Financial	Actual Financial	Achieved/ Not Achieved			
																		provided waste bins at Mzamba beach on the 27th June 2025					
Parks, Cemetery& Municipal facilities	Irregular maintenance of Parks, Management of Cemetery &other Municipal facilities.	To provide sustainable services of Parks, Cemeteries and municipal facilities by 2027	1.17	By providing grass cutting machines and accessories, maintenance of garden power tools, maintaining proper functioning of municipal facilities by June 2025	Operated and Maintained Municipal facilities.	Maintenance of 28 municipal facilities	Number of municipal facilities managed and maintained.	1.17.1	0,25	Appointment letter/order and 12 Maintenance Reports	R554 580.00	R366 584.00	R191 348,00	R175 236,00	Maintain & manage 2 Cemeteries, 4 Parks, 2 nurseries and maintain 20 Municipal facilities by June 2024	Maintained & managed 2 Cemeteries, 4 Parks, 2 nurseries and maintained 20 Municipal facilities	Maintained & Managed 28 Municipal facilities by June 2025	Maintained & managed 2 Cemeteries, 4 Parks, 2 nurseries, 7 municipal site, 4 heritage sites and 9 sports fields.	R280 665.71	**Achieved**	N/A	N/A	N/A
					Purchased 5 grass cutting machines and accessories.	Purchasing of 5 grass cutting machines	Number of grass cutting machines purchased	1.17.2	0,25	Delivery note.	R381 084.00	R85 440.00	R85 440.00	N/A	Purchase 5 grass cutting machines and accessories, maintain 30 garden power tools by June 2024	Purchased 5 grass cutting machines and accessories, maintained 30 garden power tools	Purchased 5 grass cutting machines by June 2025	Purchased 5 grass cutting machines delivered on the 29th of October 2024.	R85 000.00	**Achieved**	N/A	N/A	N/A
					Maintained 30 garden power tools	100% maintenance of damaged garden power tools	% of damaged garden power tools maintained.	1.17.3	0,25	12 progress reports	R166 716,00	R212 644.00	R212 644.00	N/A	Purchase 5 grass cutting machines and accessories, maintain 30 garden power tools by	Purchased 5 grass cutting machines and accessories, maintained 30 garden power tools	Maintained 100% of damaged garden power tools by June 2025	Maintained 100% of damaged garden power tools, out of 40 damaged garden power tools 40 were	R60 000.00	**Achieved**	N/A	N/A	N/A

Basic service Delivery (Community Services)																						
Sub-Result Area	Issue	Strategic Objective	Objective No.	Strategies	Baseline Information	Project to be Implemented	Output - KPI	KPI No.	KPI Weight	Means of Verification	Budget	Adjusted Budget	Budget Source		Preceding Year 2023/2024		Actual Measurable Performance 2024/2025				Root Cause	Reason for Budget Variance.	Remedial Action
													Internal	External	Annual Target	Actual Performance Non-Financial	Annual Target	Actual Performance Non-Financial	Actual Financial	Achieved/ Not Achieved			
															June 2024			maintained.					
				By developing proper burial facilities by June 2025	New Indicator	Development and submission of 1 Environmental Management Programme Report with 1 site plan & design for construction of burial facility	Number of Developed EMPr and submitted site plan and design	1.17.4	0,5	Signed EMPr, design & site plan, proof of submission	500 004.00	R348 320.22	R348 320.22	N/A	Conduct 1 Environmental Impact Assessment for Disposal site by June 2024.	1 Environmental Impact Assessment for Disposal site conducted.	Approved and Submitted 1 Environmental Management Programme Report (EMPr) with 1 site plan & design for construction of burial facility by June 2025	Approved 1 Environmental Management Programme Report (EMPr) with 1 site plan & design for construction of burial facility in March 2025 and submitted EMPr on the 13th May 2025 and submitted 1 site plan & design on the 6th June 2025.	R302 887.15	**Achieved**	N/A	N/A	N/A
Waste Management	Poor provision measures to remediate contaminated land.	To ensure proper disposal of waste by June 2027.	1.18	By ensuring the effective and efficient disposal of waste by June 2025.	12 routine rehabilitation of EXT 03 disposal site were done and 1 financial	12 routine rehabilitation of EXT 03 disposal site and compilation of 1 financial projections report.	Number of routine rehabilitation of EXT3 disposal site & Number of financial projection reports compiled	1.18.1	1	12 Progress Reports. 1 appointment letter, 1 approved Financial projection	R3 269 592,00	R3 329 592.00	R3 329 592.00	N/A	12 routine rehabilitation & maintenance of EXT 3 dumping site by June 2024 1 Financial projections & rehabilita	12 routine rehabilitation & maintenance of EXT 3 dumping site was done. 1 Financial projections & rehabilitation plan Report was compiled.	12 routine rehabilitation of EXT 03 disposal site Conducted and 1 Financial projection report compiled by June 2025.	12 routine rehabilitation of EXT 3 disposal site were done and compiled 1 financial projections report.	R3 145 996,23	**Achieved**	N/A	N/A	N/A

Basic service Delivery (Community Services)																						
Sub-Result Area	Issue	Strategic Objective	Objective No.	Strategies	Baseline Information	Project to be Implemented	Output - KPI	KPI No.	KPI Weight	Means of Verification	Budget	Adjusted Budget	Budget Source		Preceding Year 2023/2024		Actual Measurable Performance 2024/2025				Root Cause	Reason for Budget Variance.	Remedial Action
													Internal	External	Annual Target	Actual Performance Non-Financial	Annual Target	Actual Performance Non-Financial	Actual Financial	Achieved/ Not Achieved			
					projections report was compiled.										tion plan report compiled by June 2024								
	Inadequate, compliant landfills which hinders safe disposal of all waste streams.	To establish effective compliance with Waste Act by June 2027		By establishment of proper disposal site by June 2025.	Fencing of Ext 3 Dumpsite done and appointed professional consultant to oversee planning and monitoring of construction	Provide erosion measures for an area of 4450m2 for Decommissioning of Ext 3 Disposal site	Number of m2 provided with erosion measures	1.18.2	1	2 progress reports	R8 695 656.00	R6 595 653.00	R6 595 653.00	N/A	01 EXT.3 Dumpsite fenced by June 2024.	0 Ext dumpsite fenced. However ,1km fence installed Slab for guardhouse installed	Provided erosion measures for an area of 4450m2 at Ext 3 Disposal site by June 2025.	Provided erosion measures for an area of 4550m2 at EXT 3 Disposal site .	R4 118 750.28	**Achieved**	N/A	N/A	N/A
	Inadequate delivery of waste service and Limited knowledge to communities about the importance of living in a healthy environment.	To ensure effective and efficient delivery of waste service by June 2027.		By providing waste management waste resources to employees, households and CBD by June 2025.	Provided cleaning resources to 175 employees , 1438 households and 63 waste receptacles installed in the	Provide waste working resources to 190 employees, 1438 households including CBD and 50 waste receptacles within Mbizana Jurisdiction	Number of waste resources provided and issued.	1.18.3	0,5	Delivery note & Issue Registers.	R1 752 144 ,00	R1 472 144.00	R1 472 144.00	N/A	Provided working resources to 175 employees and 1438 households by June 2024	Provided working resources to 175 employees and 1440 households	Provided working resources to 190 employees, 1438 households at Ext 1, 2,3 &4, 50 waste receptacles within Mbizana jurisdiction by June 2025.	Provided working resources to 223 employees, 1438 households at EXT 1, 2,3 & 4, 60 waste receptacles within Mbizana jurisdiction	R1 254 026.68	**Achieved**	N/A	More EPWP beneficiaries were recruited than anticipated due extension of waste program	N/A

Basic service Delivery (Community Services)																						
Sub-Result Area	Issue	Strategic Objective	Objective No.	Strategies	Baseline Information	Project to be Implemented	Output - KPI	KPI No.	KPI Weight	Means of Verification	Budget	Adjusted Budget	Budget Source		Preceding Year 2023/2024		Actual Measurable Performance 2024/2025				Root Cause	Reason for Budget Variance.	Remedial Action
													Internal	External	Annual Target	Actual Performance Non-Financial	Annual Target	Actual Performance Non-Financial	Actual Financial	Achieved/ Not Achieved			
					CBD and issued out 100 wheelie bins.																		
	Inadequate delivery of waste service and Limited knowledge to communities about the importance of living in a healthy environment.	To ensure effective and efficient delivery of waste service by June 2027.		conducting waste education programmes and waste management committee meetings by June 2025	Conducted 8 waste education programmes and 4 waste management committee meetings	Conduct 8 waste education programmes and 4 waste management committee meetings.	Number of waste education programmes conducted and waste management committee meetings conducted	1.18.4	0,5	8 reports and 8 attendance registers, 4 progress reports & 4 attendance registers.	R544 156.00	R304 056.00	R304 056.00	N/A	Provided support to 2 waste minimisation projects by June 2024. Conducted 4 waste management committee meetings by June 2024.	Provided support to 2 waste minimisation projects 1. 25 March 2024 at Ward1 2. 13 & 32 and on the 23rd of April 2024(visited Use-it Waste Beneficiation Centre in Ethekwini Municipality). Conducted 4 waste management committee meetings. 1. On the 31st August 2023 at Hluma Lodge. 2. On the 6th of December 2023 at WMMLM Council Chamber. 3. On the 12 March 2024. 4. On the 22nd of	Conducted 8 waste education programmes and 4 waste management committee meetings by June 2025.	Conducted 8 waste management awareness campaigns on the **25th July 2024** at Ward 1 Mbizana Taxi rank, on the **30th September 2024** at Ward 1(Multi-Purpose Youth Centre), **4th November 2024** at Ward 1 (Civic centre), on the **20th - 25th November 2024** in various Wards (17, 20,1,4,8, 24) (Sicelo Bhani,	R184 999.1	**Achieved**	N/A	N/A	N/A

Basic service Delivery (Community Services)																							
Sub-Result Area	Issue	Strategic Objective	Objective No.	Strategies	Baseline Information	Project to be Implemented	Output - KPI	KPI No.	KPI Weight	Means of Verification	Budget	Adjusted Budget	Budget Source		Preceding Year 2023/2024		Actual Measurable Performance 2024/2025				Root Cause	Reason for Budget Variance.	Remedial Action
													Internal	External	Annual Target	Actual Performance Non-Financial	Annual Target	Actual Performance Non-Financial	Actual Financial	Achieved/ Not Achieved			
																May 2024 at Council Chamber		Amos Nogxina, MPYC, SizaluThambo Hall, Monwabisi Mfingwana Hall, Ebenezer Hall), on the **20th February 2025** at Ward 9 (Magusheni Business Centre) on the **11th March 2025** at Ward 1 (Multi-purpose Youth Centre), on the **29th May 2025** at Ward 1 (Multi-Purpose Youth Centre), on the **27th June 2025** at Ward 1 EXT 4-Section C. Conducted 4 Waste committee meetings					

Basic service Delivery (Community Services)																						
Sub-Result Area	Issue	Strategic Objective	Objective No.	Strategies	Baseline Information	Project to be Implemented	Output - KPI	KPI No.	KPI Weight	Means of Verification	Budget	Adjusted Budget	Budget Source		Preceding Year 2023/2024		Actual Measurable Performance 2024/2025				Root Cause	Reason for Budget Variance.	Remedial Action
													Internal	External	Annual Target	Actual Performance Non-Financial	Annual Target	Actual Performance Non-Financial	Actual Financial	Achieved/ Not Achieved			
																		on the 13th September 2024 at Mbizana Library, 26th November 2024 at Mphuthumi Mafumbatha Stadium Boardroom, 20th March 2025 at Old Council Chambers and 27th May 2025 at Old Council Chambers					
	Limited understanding amongst communities about the concept of recycling by June 2027.			By increasing waste collection fleet for effective waste service delivery by June 2025.	Purchased 1 waste management truck & 1 skip loader	Purchase of 1 waste compactor truck.	Number of waste compactor trucks purchased	1.18.5	0,5	Delivery note	R3 300 007,00	R2 807 572.00	R2 807 572.00	N/A	Purchased 1 waste management truck,1 skip loader truck and 2 Bakkies by June 2024	Purchased 1 waste management truck Purchased 1 skip loader truck 0 Bakkies purchased	Purchased 1 compactor truck by June 2025	Purchased 1 compactor truck which was delivered on the 6th of June 2025.	R2 807 434.78	**Achieved**	N/A	N/A	N/A

Basic service Delivery (Community Services)																							
Sub-Result Area	Issue	Strategic Objective	Objective No.	Strategies	Baseline Information	Project to be Implemented	Output - KPI	KPI No.	KPI Weight	Means of Verification	Budget	Adjusted Budget	Budget Source		Preceding Year 2023/2024		Actual Measurable Performance 2024/2025				Root Cause	Reason for Budget Variance.	Remedial Action
													Internal	External	Annual Target	Actual Performance Non-Financial	Annual Target	Actual Performance Non-Financial	Actual Financial	Achieved/ Not Achieved			
	Limited vehicles/fleet to facilitate/undertake waste collection duties.	To ensure that there is enough fleet to achieve an integrated waste management by June 2027.		By extending waste collection services to unserviced areas and manage illegal dumping by June 2025	Extended waste management services to 35 rural areas, and attended to illegal dumping along R61.	Provide waste management services to 64 rural areas.	Number of rural areas provided for waste management services	1.18.6	1	12 Monthly reports	R1 100 004,00	R4 400 04.00	R4 400 04.00	N/A	Provided waste management services to 30 rural areas by June 2024.	Provided waste management services to 35 rural areas	Provided waste management services to 64 rural areas by June 2025.	Provided waste management services to 68 rural areas in various Wards.	R4 382 813.38	**Achieved**	N/A	N/A	N/A
	Historical backlog, inadequate delivery of waste services in more remote areas.	To ensure that more remote areas receive waste service by June 2027		By providing bulk waste receptacles for communal collection points by June 2025	Provided 10 and serviced 35 skip bins	Provide 9 skip bins in the CBD	Number of skip bins provided	1.18.7	1	Delivery note, reports	R347 832,00	R365 832.00	R365 832.00	N/A	Provided 10 skip bins in CBD and along R61 by June 2024.	10 Skip bins provided in CBD and along R61	Provided 9 Skip Bins in the CBD by June 2024	Provided 9 skip bins in the CBD delivered on the 27th September 2025	R365 000.00	**Achieved**	N/A	N/A	N/A
	Inadequate delivery of waste services	To ensure proper collection and storage of waste by June 2027.		By providing PPE to employees by June 2025	Provided PPE to 227 employees	Provision of PPE to 190 employees	Number of employees provided with PPE	1.18.8	0.25	Appointment letter, Delivery note, Issue registers	R1 049 004,00	R1 109 004.00	R1 109 004.00	N/A	Provided PPE to 227 employees by June 2024	Provided PPE to 289 employees	Provided PPE to 190 employees by June 2025	Provided PPE to 243 employees by June 2025	R1 274 670.00	**Achieved**	N/A	More EPWP beneficiaries were recruited than anticipated as more sites were identified for the	N/A

Basic service Delivery (Community Services)																							
Sub-Result Area	Issue	Strategic Objective	Objective No.	Strategies	Baseline Information	Project to be Implemented	Output - KPI	KPI No.	KPI Weight	Means of Verification	Budget	Adjusted Budget	Budget Source		Preceding Year 2023/2024		Actual Measurable Performance 2024/2025				Root Cause	Reason for Budget Variance.	Remedial Action
													Internal	External	Annual Target	Actual Performance Non-Financial	Annual Target	Actual Performance Non-Financial	Actual Financial	Achieved/ Not Achieved			
																						service	
Security Services	To comply with Municipal Systems Act of 2000.	To ensure all Municipal key points, assets and resources are safe by June 2027.	1.19	Visibility of Security personnel by June 2025	48 security personnel have been provided to safeguard 15 Municipal sites,	Provision of security services to 16 Municipal Sites	Number of security personnel to safeguard sites	1.19.1	1	Appointment letter, Monthly reports	R9 972 600,00	R11 722 600.00	R11 722 600.00	N/A	48 Security personnel to safeguard 15 municipal sites by June 2024	48 security personnel has been provided to safeguard 15 Municipal sites.	16 Municipal sites guarded by 50 security personnel by June 2025	Safe guarding of 16 municipal sites by 50 security personnel has been done on the following sites :1. Municipality Site Old building 2. Municipality Site New building 3. Multi-Purpose Youth Centre/ Mbizana Public Library 4. Mputhumi Mafumbatha Stadium 5. Mbizana Civic Centre 6. Pound 7. DLTC 8. Ntlenzi Market Stores 9. Bukuveni Market Stores 10. Monwabi	R10 525 245,08	**Achieved**	N/A	N/A	N/A

Basic service Delivery (Community Services)																						
Sub-Result Area	Issue	Strategic Objective	Objective No.	Strategies	Baseline Information	Project to be Implemented	Output - KPI	KPI No.	KPI Weight	Means of Verification	Budget	Adjusted Budget	Budget Source		Preceding Year 2023/2024		Actual Measurable Performance 2024/2025				Root Cause	Reason for Budget Variance.	Remedial Action
													Internal	External	Annual Target	Actual Performance Non-Financial	Annual Target	Actual Performance Non-Financial	Actual Financial	Achieved/ Not Achieved			
																		si Mfingwana Library 11. Community Park 12. Mbizana Cemetery 13. Taxi Rank 14. Ext 3Dumping Site 15. Cultural Village 16. Ebeneezer Library						
				Installation of CCTV Cameras by June 2025	15 CCTV cameras installed.	Installation of 30 CCTV Cameras at cultural village, stadium and civic centre	Number of CCTV cameras installed	1.19.2	0,5	Completion certificate	R182 436.00	R 1 616 783.83	R 1 616 783.83	N/A	Maintained 100% robots, CCTV cameras and calibration of machine by June 2024	100% maintenance of robots has been done. 100% Calibration of speed machine has been done. 0% maintenance of CCTV cameras.	Installed 30 CCTV cameras at cultural village, stadium and civic centre by June 2025	0 CCTV Cameras installed, Not achieved due to non-responsive of bidders as from 2023 financial year there are more than 4 adverts.	R0,00	**Not Achieved**	None achievement due to none-responsive bidders as from 2023 financial year there are more than 4 adverts.	N/A	The project will be advertised in the first quarter of 2025/26 financial year.
				Providing security equipment by June 2025	Purchase of 10 glock 19 firearms	Provision of security equipment (6 fire arm safes and 2-wheel clamps)	Number of security equipment provided	1.19.3	0,5	Delivery note and Issues Register	R182 436,00	R182 436,00	R182 436,00	N/A	12 Purchased security equipment (Firearm safes) by June 2024	Purchase of 12security equipment (Firearm safes) has been done.	Provided security equipment (6 fire arm safes and 2-wheel clamps) by June 2025	Provision of security equipment has been done; Procurement: 04 Rifle firearms safes, 02	R78 200,00	**Achieved**	N/A	N/A	N/A

Basic service Delivery (Community Services)																						
Sub-Result Area	Issue	Strategic Objective	Objective No.	Strategies	Baseline Information	Project to be Implemented	Output - KPI	KPI No.	KPI Weight	Means of Verification	Budget	Adjusted Budget	Budget Source		Preceding Year 2023/2024		Actual Measurable Performance 2024/2025				Root Cause	Reason for Budget Variance.	Remedial Action
													Internal	External	Annual Target	Actual Performance Non-Financial	Annual Target	Actual Performance Non-Financial	Actual Financial	Achieved/ Not Achieved			
																		Handgun firearm safes, 02 vehicle clamps, ,20 self-defence taste and 20 security batons					
				Providing Protective clothing to 54 employees by June 2025	Supplied 48 employees with protective clothing	Provision of protective clothing to 54 employees	Number of employees provided with protective clothing	1.19.4	0,5	Delivery note & Issue Registers.	R551 772.00	R751 772.00	R751 772.00	N/A	Supply 48 employees with protective clothing by June 2024	53 employees were supplied by protective clothing	54 Employees Provided with protective clothing by June 2025	54 Employees were supplied with PPE	R523 048,45	**Achieved**	N/A	N/A	N/A
Traffic Services	Road users disobeying rules of the road that contributed to road carnages and we need to ensure compliance to the NRTA 93\96 and Mbizana Municipal By-laws and Lack of education to communities	To ensure consistent safety of road users by June 2027	1.20	By ensuring General law enforcement, provision of equipment & resources and improve road signage, by facilitating pay parking metres and traffic management systems by June 2025	1942 Traffic fines issued 20 road blocks conducted, 8 pay parking signs installed, 8 road signs erected and renewal of 35 km of road markings	08 By law integrated enforcement activities,20 road blocks conducted, 12 traffic signs erected and renewed 34 kilometres of road markings	Number of integrated By law enforcement activities coordinated, Number of roadblocks conducted, Number of road signs erected and Number of kilometres of road marking renewed.	1.20.1	0,25	Attendance register, traffic fines issued, roadblock authorisation form, appointment letter/order, delivery note and progress report	R524 377,15	R524 377,15	R524 377,15	N/A	1500 traffic fines issued by June 2024 20 road blocks conducted by June 2024 12 traffic signs erected, road marking accessories purchased, renewals of 33 kilometres of road markings by June 2024	2055 traffic fines issued 23 roadblocks conducted as follows 27/07/2023 Magusheni R61 ,18/08/2023 Masimini R61 , 24/08/2023 Mzamba R61 , 20/09/2023 Nomlacu R61 , 29/09/2023 Masimini R61 ,26/10/2023 Magusheni R61 , 31/10/2023 Bizana CBD , 15/11/2023 Masimin R61 ,27/11/2023 Qotyana R61 ,	08 By law integrated enforcement activities ,20 road blocks conducted, 12 traffic signs erected and renewed 34 kilometres of road markings by June 2025	Conducted **08 By Law enforcement** on the 04/09/2024 30/09/2024,24/10/2024,26/11/2024 ,21/02/2025,26/02/2025, 12/06/2025 and 27/06/2025.Conducted **20 Roadblocks** on the 23/07/2024 at Magusheni R61,13/08/2024 at R61 Magusheni, 15/08/20	R473 300,00	**Achieved**	N/A	N/A	N/A

Basic service Delivery (Community Services)																							
Sub-Result Area	Issue	Strategic Objective	Objective No.	Strategies	Baseline Information	Project to be Implemented	Output - KPI	KPI No.	KPI Weight	Means of Verification	Budget	Adjusted Budget	Budget Source		Preceding Year 2023/2024		Actual Measurable Performance 2024/2025				Root Cause	Reason for Budget Variance.	Remedial Action
													Internal	External	Annual Target	Actual Performance Non-Financial	Annual Target	Actual Performance Non-Financial	Actual Financial	Achieved/ Not Achieved			
	regarding traffic services															30/11/2023 Masimini R61 ,08/12/2023 Masimini R61, 15/12/2023 Ludeke R61 , 21/12/2023 Mzamba R61 , 12/01/2024 Nomlacu R61, 30/01/2024 Nomlcu R61 , 08/02/2024 Magusheni R61 , 28/02/2024 Masimini R61 ,08/03/2024 Nomlacu R61 , 10/05/2024 Masimini R61 ,16/05/2024 Mzamba R61 , 23/05/2024 Ntlenzi R61 06/06/2024 Magusheni R61 , 19/06/2024 Masimini R61 12 road signs erected, road marking paint and accessories purchased, 47,9km Road markings renewed.		24 at R61 Mzamba 05/09/2024 at R61 Emasimini R61 Bus stop,27/09/2024 at R61 Mzamba ,30/10/2024 at R61 Magusheni,31/10/2024 at R61 Mzamba ,13/11/2024 at R61 Nomlacu ,15 /11/2024 at R61 Emasimini,20/11/2025 at R61 Emasimini,29/11/2024 at Qotyana ,12 12/2024 at Masimini R61,31/12/2024 AT R61 Mzamba ,05/02/2025 at Masimini R61,20/02/2025 at Nomlacu ,25/02/2025 at Emasimi					

Basic service Delivery (Community Services)																						
Sub-Result Area	Issue	Strategic Objective	Objective No.	Strategies	Baseline Information	Project to be Implemented	Output - KPI	KPI No.	KPI Weight	Means of Verification	Budget	Adjusted Budget	Budget Source		Preceding Year 2023/2024		Actual Measurable Performance 2024/2025				Root Cause	Reason for Budget Variance.	Remedial Action
													Internal	External	Annual Target	Actual Performance Non-Financial	Annual Target	Actual Performance Non-Financial	Actual Financial	Achieved/ Not Achieved			
																		ni R61,14/03/2025 at Nomlacu R61,17/03/2025 at Envis R61,26/03/2025 AT Nyaniswe ni R61 ,10/04/2025 at Emasimini R61, 16/04/2025 at Qotyana R61,17/04/2025 AT Mzamba R61,20/04/2025 at Masimini R61,08/05/2025 at Nomlacu R61 and 05 /06/ 2025 at Masimini R61,Renewal of **34 KM of road marking** in CBD was done,**12 road signs** erected					

Basic service Delivery (Community Services)																							
Sub-Result Area	Issue	Strategic Objective	Objective No.	Strategies	Baseline Information	Project to be Implemented	Output - KPI	KPI No.	KPI Weight	Means of Verification	Budget	Adjusted Budget	Budget Source		Preceding Year 2023/2024		Actual Measurable Performance 2024/2025				Root Cause	Reason for Budget Variance.	Remedial Action
													Internal	External	Annual Target	Actual Performance Non-Financial	Annual Target	Actual Performance Non-Financial	Actual Financial	Achieved/ Not Achieved			
				By Facilitating community education programs by June 2025	4 Community safety awareness campaigns conducted	Conduct 04 Community Safety Awareness campaigns	Number of community safety awareness campaigns conducted	1.20.2	0,25	Reports & Attendance register	R377 436,00	R427 436,00	R427 436,00	N/A	4 community safety awareness campaigns conducted by June 2024	4 community safety awareness campaigns conducted as follows **1.** Roadblock on the 21st November R61ward 1, **2.**08/12/2023 ward 1 open Sports ground community safety awareness, **3.** 19/06/2024 Masimini R61 in a form of roadblock **4.** 20/06/2024 in Oliver and Adelaide Tambo Memorial Hospital Hall.	4 Community safety awareness campaigns conducted by June 2025	**07 community safety awareness campaigns conducted as follows** : on the 24 September 2024 in Ward 01 Mbizana Civic Centre , on the 10th October 2024 at Magusheni Ward 1 as crime prevention awareness campaign, on the 02nd December 2024 at Majola Shusha Ward 29, on the 10th December 2024 at Civic Centre as crime prevention and education awareness to the public ,	R301 240,00	**Achieved**	N/A	N/A	N/A

Basic service Delivery (Community Services)																						
Sub-Result Area	Issue	Strategic Objective	Objective No.	Strategies	Baseline Information	Project to be Implemented	Output - KPI	KPI No.	KPI Weight	Means of Verification	Budget	Adjusted Budget	Budget Source		Preceding Year 2023/2024		Actual Measurable Performance 2024/2025				Root Cause	Reason for Budget Variance.	Remedial Action
													Internal	External	Annual Target	Actual Performance Non-Financial	Annual Target	Actual Performance Non-Financial	Actual Financial	Achieved/ Not Achieved			
																		on the 12 December 2024 at Masimini R61 in a form of roadblock, 10 April 2025 at Mbizana Civic Centre as crime prevention and education awareness and on the 12 April 2025 in a form of road block community safety Emasimini R61.					
Driving Licence Testing Centre	Unlicensed motor vehicles on the road contributed to road carnages and we need to ensure compliance to the NRTA 93\96.	To ensure consistent safety of road users by June 2027	1.2 1	Registration and licencing of motor vehicle by June 2025	8972 vehicles registered and licensed	Attending to 100% of registration of motor vehicles and licencing	% of registration of motor vehicles and licensing customers attended	1.21.1	0,5	RD323 report	R0,00	R0,00	N/A	N/A	3500 Vehicles Registered and Licensed by June 2024	8190 licensed and registered vehicles	100% registration of motor vehicles and licensing customers attended by June 2025	Attended 100% of motor vehicles and licensing customers for the year	R0,00	**Achieved**	N/A	N/A	N/A
					100% of stationery supplied	Supply 100% of DLTC stationery	% of required stationery supplied	1.21.2	0.25	Delivery note & Issue Registers.	R600 000 ,00	R823 600,00	R823 600,00	N/A	Supplied 100% of DLTC stationery required by June 2024	DLTC Stationery has been purchased and delivered.	100% of DLTC stationery supplied by June 2025	100% of stationery supplied for DLTC operations 25 Boxes White A4	R590 553,40	**Achieved**	N/A	N/A	N/A

Basic service Delivery (Community Services)																						
Sub-Result Area	Issue	Strategic Objective	Objective No.	Strategies	Baseline Information	Project to be Implemented	Output - KPI	KPI No.	KPI Weight	Means of Verification	Budget	Adjusted Budget	Budget Source		Preceding Year 2023/2024		Actual Measurable Performance 2024/2025				Root Cause	Reason for Budget Variance.	Remedial Action
													Internal	External	Annual Target	Actual Performance Non-Financial	Annual Target	Actual Performance Non-Financial	Actual Financial	Achieved/ Not Achieved			
																		Printing machine, 03 HP87A,05Brother HL-L5200DW,30 A4Clip Boards,05 Brother Drum,06 Office stapler, 10Glue Stick, 06Giant Stapler, 20 A4Arch File,01 Suspension Files B assorted colours,10Staples medium size,02 Prestik199g, 04 Message Papers,06 Rulers,08 Black Pens,03 Highlighters, 03 Treeline Desktop organizer pens,10 Hard Transparent CoversA4,20 Sign here sticky notes					

Basic service Delivery (Community Services)																							
Sub-Result Area	Issue	Strategic Objective	Objective No.	Strategies	Baseline Information	Project to be Implemented	Output - KPI	KPI No.	KPI Weight	Means of Verification	Budget	Adjusted Budget	Budget Source		Preceding Year 2023/2024		Actual Measurable Performance 2024/2025				Root Cause	Reason for Budget Variance.	Remedial Action
													Internal	External	Annual Target	Actual Performance Non-Financial	Annual Target	Actual Performance Non-Financial	Actual Financial	Achieved/ Not Achieved			
Pound	Control of stray animals as per traffic NRTA 93 of 96	control of stray animals within CBD, communities and public roads by June 2027	1,22	By upgrading the pound to comply with prescribed standards, by facilitating purchasing of vehicles, feed, remedies, knapsack sprayers and consumables by June 2025	Feed &remedies acquired.	Upgrading & maintenance of 1 pound.	Number of upgraded and maintained pound	1.22.1	0.25	Appointment letter, Completion Certificate	R163 644,00	R163 644,00	R163 644,00	N/A	1 upgraded and maintained pound by June 2024	1 Animal pound has been upgraded and maintained.	1 Upgraded and maintained pound by June 2025	1 Upgraded and maintained Pound by maintaining shelters, Pound premises and back-up generator	R156 810,00	**Achieved**	N/A	N/A	N/A
					Impounded Animals	Impounding of 300 animals	Number of animals impounded	1.22.2	0.25	Entry register of impounded animals	R0,00	R0,00	N/A	N/A	300 Animals collected by June 2024	Collection of 458 stray/trespassing animals has been done	300 Animals impounded by June 2025	469 stray animals impounded	R0,00	**Achieved**	N/A	N/A	N/A
					Feed &remedies acquired.	Purchasing of 100% required feed and remedies	Percentage of required feed &remedies purchased	1.22.3	0.25	Completion Certificate and Delivery note	R524 496,00	R524 496,00	R524 496,00	N/A	Feed &remedies acquired by June 2024.	1000 feed bales, 50kgx300 bags concentrates, 50kgx200 crushed maize, 50x50kg yellow maize,45 licks, 40kg x75Pellets, 50kg x 75 salt, 80 litres of remedies ,05 Knapsack sprayers, 10x50m Ropes, 10x 20ltrs Molasses and consumables were purchased	100% Required feed & remedies purchased by June 2025	100% feed & remedies has been delivered for Q2 and Q4: 1250 feed bales, 175 x50kg Yellow crushed maize,30 energy supplements , 30 proteins supplements,50 x 40 kg horse pellets, 2 x 5 litres Dewormer , 10 x 1 litre tick	R381 970,00	**Achieved**	N/A	N/A	N/A

Basic service Delivery (Community Services)																							
Sub-Result Area	Issue	Strategic Objective	Objective No.	Strategies	Baseline Information	Project to be Implemented	Output - KPI	KPI No.	KPI Weight	Means of Verification	Budget	Adjusted Budget	Budget Source		Preceding Year 2023/2024		Actual Measurable Performance 2024/2025				Root Cause	Reason for Budget Variance.	Remedial Action
													Internal	External	Annual Target	Actual Performance Non-Financial	Annual Target	Actual Performance Non-Financial	Actual Financial	Achieved/ Not Achieved			
																		control, 5 x 500 Gull powder, 5 x 200g eye powder, 6 x 500ml Antibiotic LA,6 X wound Spray, 8 x antibiotic injectable, 30 x 20 mls plastic syringes, 30 x ml plastic syringes, 30 x 20 Ml Lure syringes, 30 x 10 ml Lure Syringes, 60 x plastics syringes, 15 packs of Lure needles.					

KPA N0 2: Development Planning (Local Economic Development and Spatial Planning)																							
Sub-Result Area	Issue	Strategic Objective	Objective No.	Strategies	Baseline Information	Project to be Implemented	Output - KPI	KPI No.	KPI Weight	Means of Verification	Budget	Adjusted Budget	Budget Source		Preceding year 2023/2024		Actual Measurable Performance 2024/2025				Root Cause	Reason for Budget variance.	Remedial Action
													Internal	External	Annual Target	Actual Performance Non-Financial	Annual Target	Actual Performance Non-Financial	Actual Financial	Achieved / Not Achieved			
Spatial Development	Redressing past spatial imbalances	To Implement municipal SDF that will	2,1	By implementing municipal SDF adopted	Spatial Development Framework	Development and adoption of 1	Number of developed and adopte	2.1.1	1,5	draft SDF and final SDF Docum	R800 004,00	R640 004,00	R640 004,00	N/A	N/A	N/A	01 Developed and adopted	1 Final SDF Document developed and adopted by Council on	R585 000,00	**Achieved**	N/A	N/A	N/A

KPA N0 2: Development Planning (Local Economic Development and Spatial Planning)																						
Sub-Result Area	Issue	Strategic Objective	Objective No.	Strategies	Baseline Information	Project to be Implemented	Output - KPI	KPI No.	KPI Weight	Means of Verification	Budget	Adjusted Budget	Budget Source		Preceding year 2023/2024		Actual Measurable Performance 2024/2025				Root Cause	Reason for Budget variance.	Remedial Action
													Internal	External	Annual Target	Actual Performance Non-Financial	Annual Target	Actual Performance Non-Financial	Actual Financial	Achieved / Not Achieved			
		guide developmental programmes and projects by June 2027		by the council by June 2025		municipal SDF	d Municipal SDF			ent, resolution extract							municipal SDF document by June 2025	the 30th of June 2025					
						Development of 1 Wild Coast Precinct Plan	Number of developed and adopted Wild Coast Precinct Plan	2.1.2	1	Inception report for Wild Coast Precinct Plan and Final wild Coast Precinct Plan and Council Extract	R0,00	R4600000,00	R4600000,00		1 Developed wild coast precinct plan by June 2024	0 Developed wild coast precinct plan	1 Developed and Adopted Wild Coast Precinct Plan by June 2025	1 Wild Coast Precinct Plan developed and adopted by Council on the 30th of June 2025	R460000,00	**Achieved**	N/A	N/A	N/A
Integrated Land Use Management Systems	Non-Conforming land uses, encroachments and land invasions within municipal jurisdiction	To enforce regulations of the use of land and to ensure controlled land use management by June 2027	2,2	By implementing the council integrated land use scheme and enforcement on land usage by June 2025	4 contravention notices issued	Issue 4 contravention notices and 1 update contravention register	Number of contravention notices issued and updated register	2.2.1	1,3	Updated contravention register, 4 contravention notices	R0,00	R0,00	N/A	N/A	2 Contravention notices issued by June 2024	2 Contravention notices issued	4 contravention notices issued and 1 updated contravention register by June 2025	20 contravention notices issued and 1 updated contravention register from July to June 2025	R0,00	**Achieved**	N/A	N/A	N/A
Land Management	Unsurveyed, unregistered municipal land and properties	By ensuring that properties are registered and survey of, and to maintain and update the	2,3	By implementing municipal land audit by June 2025	Land Audit	Subdividing and Surveying of 10 municipal land parcels	Number of Subdivided and surveyed municipal land parcels submitted	2.3.1	1,2	surveyed documents, proof of surveyor general's office.	R1 014 312,00	R1 214 312,00	R1 214 312,00	N/A	1 Reviewed Land Audit Report by June 2024	1 Reviewed Land Audit	10 Subdivided and Surveyed municipal land parcels submitted to surveyor general	33 Subdivided and Surveyed municipal land parcels submitted to surveyor general's office on 30 May 2025	R1 329 459,80	**Achieved**	N/A	The actual scope of work exceeded the initial budget due to the addition of 23 properties.	N/A

KPA N0 2: Development Planning (Local Economic Development and Spatial Planning)																						
Sub-Result Area	Issue	Strategic Objective	Objective No.	Strategies	Baseline Information	Project to be Implemented	Output - KPI	KPI No.	KPI Weight	Means of Verification	Budget	Adjusted Budget	Budget Source		Preceding year 2023/2024		Actual Measurable Performance 2024/2025				Root Cause	Reason for Budget variance.	Remedial Action
													Internal	External	Annual Target	Actual Performance Non-Financial	Annual Target	Actual Performance Non-Financial	Actual Financial	Achieved / Not Achieved			
		register of properties within municipal jurisdiction by June 2027															's office by June 2025						
Valuation Roll	New Property developments, subdivisions, rezoning and property transfers	To develop a credible valuation, roll by June 2027	2,4	By formulating valuation, supplementary valuation roll to improve revenue collection by June 2025	supplementary valuation roll compiled	Development of 1 General Valuation Roll	Number of general Valuation Rolls Developed	2.4.1	1,2	Inception Report, Attendance Register, Draft General Valuation Roll and General Valuation Roll	R1 500 000,00	R1 400 000,00	R1 400 000,00	N/A	1 Compiled Supplementary Valuation Roll by June 2024	0 Supplementary valuation roll	1 Developed General Valuation Roll by June 2025	1 General Valuation Roll completed on 28 January 2025. from 2025 to 2030 period.	R1 190 000,01	**Achieved**	N/A	N/A	N/A
Provision of Human Settlements	Housing backlog	To guide human settlements in ensuring access to housing is achieved by June 2027	2,5	By providing beneficiary administration and applications for funding by June 2025	Municipal Housing sector plan reviewed	Maintaining and Updating of 1 housing needs register.	Number of housing needs register maintained and updated.	2.5.1	1,3	housing needs register	R0,00	R0,00	N/A	N/A	1 Maintained and Updated housing needs register by June 2024.	1 maintained and Updated housing needs register.	1 Updated housing needs register by June 2025	Updated 1 Housing needs register by 2831 respondents.	R0,00	**Achieved**	N/A	N/A	N/A
						Submit 4 Applications for Potential Beneficiaries	Number of applications for Potential Beneficiaries submitted	2.5.2	0,5	List of potential beneficiaries, Applications and Verifications Forms	R0,00	R0,00	N/A	N/A	4 Submitted Applications for Potential Beneficiaries by June 2024	4 Submitted Applications for Potential Beneficiaries.	Submitted 4 Applications for Potential Beneficiaries by June 2025	4 Applications for potential beneficiaries in various wards has been submitted to the department of Human Settlements	R0,00	**Achieved**	N/A	N/A	N/A

KPA N0 2: Development Planning (Local Economic Development and Spatial Planning)																							
Sub-Result Area	Issue	Strategic Objective	Objective No.	Strategies	Baseline Information	Project to be Implemented	Output - KPI	KPI No.	KPI Weight	Means of Verification	Budget	Adjusted Budget	Budget Source		Preceding year 2023/2024		Actual Measurable Performance 2024/2025				Root Cause	Reason for Budget variance.	Remedial Action
													Internal	External	Annual Target	Actual Performance Non-Financial	Annual Target	Actual Performance Non-Financial	Actual Financial	Achieved / Not Achieved			
Building Control	Illegal building construction	To ensure compliance with National Building Regulations by June 2027	2,6	By updating Building Plan Register and Conducting Routine Inspections on Submitted Building plans by June 2025	Updated Building Plan Register	Update 1 building plan register and conducting 12 routine inspection	Number of building plan registers updated and Number of routine inspections conducted	2.6.1	0,5	Updated Building Plan Register and 12 Routine Inspection Register	R0,00	R0,00	N/A	N/A	1 Updated building plan register and 12 routine inspections conducted by June 2024.	1 Updated building plan register and 12 routine inspections conducted	1 Updated building plan register and 12 routine inspections conducted by June 2025	Updated 1 Building Plan Register by receiving 39 building plan applications for approval and Conducted 12 Routine Inspections for the year.	R0,00	**Achieved**	N/A	N/A	N/A
				By regulating the revival of dilapidated buildings by June 2025	National Building Regulations	Conducting 10 assessments and 2 workshops to the property owners in the CBD	Number of workshops and assessments conducted	2.6.2	1	Attendance registers and assessment reports	R0,00	R0,00	N/A	N/A	N/A	N/A	2 workshops and 10 assessments conducted on Delipidated building policy by June 2025	Conducted 3 Dilapidated Building and vacant land policy workshops on the **22/09/2024, 06/03/2025** and **14/03/2025** and Conducted 11 assessments on dilapidated buildings and vacant land policy on the following ervens: 24,25,26,47,132,154, on **21/05/205** Transido Rem/110, 174,104,105 and 165. on **06/12/2024**	R0,00	**Achieved**	N/A	N/A	N/A
	Installation of Illegal sign boards	To ensure compliance with South African Manual		To regulate Outdoor Advertising by June 2025	Outdoor Advertising Policy Implemented by Identifyi	Monitoring Installation of Sign Boards by updatin	Number of Updated register on installation of	2.6.3	0,5	Updated register and Monitoring Reports	R0,00	R0,00	N/A	N/A	1 updated register on Installation of sign	1 updated register on Installation of sign boards	1 Updated register on installation of sign	1 Register on Installation of Signboards by receiving 9 applications for approval	R0,00	**Achieved**	N/A	N/A	N/A

KPA N0 2: Development Planning (Local Economic Development and Spatial Planning)																						
Sub-Result Area	Issue	Strategic Objective	Objective No.	Strategies	Baseline Information	Project to be Implemented	Output - KPI	KPI No.	KPI Weight	Means of Verification	Budget	Adjusted Budget	Budget Source		Preceding year 2023/2024		Actual Measurable Performance 2024/2025				Root Cause	Reason for Budget variance.	Remedial Action
													Internal	External	Annual Target	Actual Performance Non-Financial	Annual Target	Actual Performance Non-Financial	Actual Financial	Achieved / Not Achieved			
		for Outdoor Advertising Control by June 2027			ng and Removing Illegal Sign Boards	g 1 register	sign boards								boards by June 2024.		boards by June 2025						
Geographic Information System	Outdated municipal geospatial information	To ensure management and update of municipal geospatial information by June 2027	2,7	By implementation of GIS system as a tool to enhance service delivery through spatial information by June 2025	Municipal Geodatabase Updated. Hosted 1 GIS Open Day and Scanned 33 Building Plans internally and linked them with GIS	Implementation of GIS strategy by updating 1 municipal geodatabase	Number of municipal geodatabases updated	2.7.1	1	System Reports and Maps	R0,00	R0,00	N/A	N/A	1 municipal geodatabase updated by June 2024.	1 municipal geodatabase updated	1 Updated municipal geodatabase by June 2025	1 Municipal Geodatabase updated by updating the rezoning for the following erfs;32,36,52, 1811,80,330. Collected and captured the coordinates of 5 Telecommunication masts, 3 schools (Phamak'ukhanye high school, Vukuzenzele Special School, Ingwe FET Collage) and 1 high mast located on erf 120	R0,00	**Achieved**	N/A	N/A	N/A
Implementation of SPLUMA	Past Spatial Imbalances	To ensure compliance with SPLUMA by June 2027	2,8	By Facilitating the implementation of SPLUMA by June 2025	Spatial Planning, Land Use Management Act and SPLUMA Regulations	Attending 100% of land development applications	Percentage of land development applications attended	2.8.1	1	Submission Registers and MPT Reports	R270 000,00	R31 984,00	R31 984,00	N/A	2 SPLUMA Awareness campaign conducted by June 2024	2 SPLUMA Awareness campaign conducted on 3rd December 2023 and on 5th May 2024	Attended 100 % of land development applications by June 2025	Attended 100% (17/17) of land development Applications	R0,00	**Achieved**	N/A	N/A	N/A

KPA N0 2: Development Planning (Local Economic Development and Spatial Planning)																							
Sub-Result Area	Issue	Strategic Objective	Objective No.	Strategies	Baseline Information	Project to be Implemented	Output - KPI	KPI No.	KPI Weight	Means of Verification	Budget	Adjusted Budget	Budget Source		Preceding year 2023/2024		Actual Measurable Performance 2024/2025				Root Cause	Reason for Budget variance.	Remedial Action
													Internal	External	Annual Target	Actual Performance Non-Financial	Annual Target	Actual Performance Non-Financial	Actual Financial	Achieved / Not Achieved			
Land Acquisition & Disposal	Unutilised, undeveloped land	To facilitate acquisition of well-located land and disposal of council land by June 2027	2,9	By ensuring maximum utilisation of prime land by June 2025	Facilitated 4 Transfers by means of Deed of Sales	Acquisition of strategic land for development by facilitating 4 Transfers by means of deed of sale	Number of facilitated transfers by means of deed of sale	2.9.1	0,5	4 Deeds of sale	R 500 000	R600 004,00	R600 004,00	N/A	4 Facilitated transfers by means of deed of sale by June 2024	4 Deed of sale transferred	Facilitated 4 Transfers by means of deed of sale by June 2025	4 Transfers by means of Deed of Sale facilitated (**Erf 142 on 30/08/2024, Erf 1896 on 18/10/2024, Erf 1894 on 27/03/2025** and **Erf 1929 on 14/05/2025**	R165 392,00	**Achieved**	N/A	N/A	N/A
Township Establishment	Unavailability of land parcels for land development	To facilitate township establishment applications by June 2027	2,10	By creating land parcels for land development by June 2025	New Indicator	Development and adoption of 1 small town revitalisation plan	Number of small-town revitalisation plan developed and adopted	2.10.1	1	draft and adopted small town revitalisation Plan, resolution extract.	R800 000,00	R1 360 004,00	R1 360 004,00	N/A	1 Approved Township Establishment Layout Plan by June 2024	1 Approved Township Establishment Layout Plan	01 Small town revitalisation plan developed and adopted by June 2025.	01 Small town revitalisation plan developed and adopted by Council on the 30th of June 2025	R1 691 650	**Achieved**	N/A	N/A	N/A
Manufacturing	Underdeveloped manufacturing sector	To develop and support manufacturing across municipality by June 2027	2,11	Facilitate Integrated Implementation of the LED Strategy by June 2027	Approved Business Plan by National Treasury	Construction of 1 Manufacturing Hub (Complete 1 Site Establishment, Site Clearance of 600m2 and 3 approved building plans)	Number of completed Site Establishment and Site Clearance, approved building plans	2.11.1	1	Tender Document and Progress Report, approved building plans	R0,00	R6 260 865,00	R6 260 865,00	N/A	Phase 1 of 3 manufacturing hubs under construction by June 2024	Phase 1 of 3 manufacting hubs not started yet. Appointment of consultant has been done. 3 approved environmental authorizations.	1 Manufacturing hub under construction (Completed 1 Site Establishment, Site Clearance of 600m2 and 3 approved building plans) by June 30 2025	0 Manufacturing hub under construction. 0 Site establishment done, 0m2 site clearance done and 2 building plans approved on 11 June 2025. Prepared draft tender document for 2 hubs (Ward 4 & 16) and submitted comments to PMU and SCM for rectification of items in the BOQ. Awaiting for final tender documents	R215 006	**Not Achieved**	Late payment of service provider due to lack of funds. The appointed service provider (consultant) delayed to submit BOQ in time.	N/A	Target budgeted for in 2025/26 financial year and target will be achieved in quarter 4.

KPA N0 2: Development Planning (Local Economic Development and Spatial Planning)																								
Sub-Result Area	Issue	Strategic Objective	Objective No.	Strategies	Baseline Information	Project to be Implemented	Output - KPI	KPI No.	KPI Weight	Means of Verification	Budget	Adjusted Budget	Budget Source		Preceding year 2023/2024		Actual Measurable Performance 2024/2025				Root Cause	Reason for Budget variance.	Remedial Action
													Internal	External	Annual Target	Actual Performance Non-Financial	Annual Target	Actual Performance Non-Financial	Actual Financial	Achieved / Not Achieved			
						Facilitate 100 people for capacity building of manufacturing hubs	Number of people facilitated for capacity building of manufacturing hubs	2.11.2	1	Concept document, Attendance Registers and training reports	R0,00	R1 818 750,00	R1 818 750,00	N/A	30 people facilitated for capacity building of operations of the hubs by June 2024	158 people trained Health & safety, Entrepreneurship and conflict management on 17 to 25 June 2024.	100 people facilitated for capacity building of manufacturing hubs by 30 June 2025	57 People facilitated for capacity building of Manufacturing Hubs from the 12 August 2024 to 06/09/2024 The appointed service provider was terminated in February 2025.Requisition was sent to SCM for appointment of new service provider.	R1 179 400,00	Not Achieved	The termination of contract for previous service provider and pending investigations by the municipality has led to the delay of advertising for the sourcing of a new service provider to complete the project.	N/A	To achieve the target before the end of the second quarter of the 2025/26 FY.
						Acquisition of 3 Water Use Licence	Number of Water Use License Acquired	2.11.3	1	Water Use License	R0,00	R664 020,00	R664 020,00	N/A	N/A	N/A	Acquired 3 Water Use Licences by 30 June 2025	0 Water licenses acquired. Submitted 3 Water use licence applications to the Department of Water Affairs on Awaiting for record of approval	R80 000,00	Not Achieved	Delays in the payment of a service provider which led delays in the submission of water use application for approval by	N/A	To achieve the target before the end of the second quarter of the 2025/26 FY.

KPA N0 2: Development Planning (Local Economic Development and Spatial Planning)																						
Sub-Result Area	Issue	Strategic Objective	Objective No.	Strategies	Baseline Information	Project to be Implemented	Output - KPI	KPI No.	KPI Weight	Means of Verification	Budget	Adjusted Budget	Budget Source		Preceding year 2023/2024		Actual Measurable Performance 2024/2025				Root Cause	Reason for Budget variance.	Remedial Action
													Internal	External	Annual Target	Actual Performance Non-Financial	Annual Target	Actual Performance Non-Financial	Actual Financial	Achieved / Not Achieved			
																					the Department of Water and Sanitation.		
	Lack of stakeholder integration	To revive structures to contribute to local economic development initiatives by June 2027	2,12	Capacitate and Work in collaboration with Structures in all sectors by June 2025	4 Stakeholder Meetings Facilitated	Facilitate 4 Stakeholder meetings	Number of stakeholder meetings facilitated	2.1 2.1	1	Attendance register, Invitation	R489 749,77	R489 749,77	R489 749,77	N/A	4 stakeholder meetings facilitated by June 2024	5 stakeholder meetings facilitated.	4 stakeholder meetings facilitated by June 2025	Facilitated 4 stakeholder meetings. 1. RedHub/FPSU **-22/08/24** 2. Construction Sector**- 21/01/2025** 3. Oceans economy sector plan- **22/11/2024** 4. LED Forum- **09/ 05/ 2025**	R325,919,00	**Achieved**	N/A	N/A	N/A
					2 Business Plans Developed for Economic Development	Development of 1 Business Plans for economic development	Number of Business Plans developed	2.1 2.2	0,5	draft business plan and final approved business plan	R356 660,00	R356 660,00	R356 660,00	N/A	3 Business Plans developed and approved by June 2024	5 Business plans developed and approved	1 Business Plan Developed and approved by June 2025	1 Business Plan (Eskhombe Business Plan) developed and approved on 25 June 2025.	R194 000,00	**Achieved**	N/A	N/A	N/A
Tourism	Tourist Statistics is not prepared monthly	Develop the municipality to be a destination of choice until June 2027	2.13	Facilitate Integrated Implementation of the tourism plan by June 2025	Tourism plan implementation	Contract 24 Life Guards & Provision of 1 Mtentu tower	Number of life guards contracted and Number of towers provided	2.1 3.1	0,5	Signed life guards assumption of duty agreements & delivery note for tower	R439 332,00	R509 332,00	R509 332,00	N/A	Contracted 18 life guards by June 2024	18 Lifeguards contracted	24 life guards contracted and 1 tower provided in Mthentu beach by June 2025	Contracted 24 Lifeguards for Mzamba beach. 1 Lifeguard tower provided for Mtentu beach in June 2025.	R329 300,00	**Achieved**	N/A	N/A	N/A

KPA N0 2: Development Planning (Local Economic Development and Spatial Planning)																							
Sub-Result Area	Issue	Strategic Objective	Objective No.	Strategies	Baseline Information	Project to be Implemented	Output - KPI	KPI No.	KPI Weight	Means of Verification	Budget	Adjusted Budget	Budget Source		Preceding year 2023/2024		Actual Measurable Performance 2024/2025				Root Cause	Reason for Budget variance.	Remedial Action
													Internal	External	Annual Target	Actual Performance Non-Financial	Annual Target	Actual Performance Non-Financial	Actual Financial	Achieved / Not Achieved			
					11 artists & crafters supported	Support 1 local event and Host 1 artists and crafters festival	Number of local events supported and number of festivals Hosted.	2.13.2	0,5	Artists and crafters festivals report & attendance register. Local event register, delivery note	R550 008,00	R450 008,00	R450 008,00	N/A	Host 1 artists & crafters festival and support 1 local artist by June 2024	1 local artist supported and artists and crafters festival hosted	Hosted 1 artists & crafters festival and supported 1 local event by June 2025	Hosted 1 artists & crafters festival (O.R Tambo cultural festival and isicathamiya) on the 16th - 17th of November 2024 and supported 1 local (O. R Tambo homeage concert) on the 23rd of December 2024	R330 662,00	**Achieved**	N/A	N/A	N/A
					1 local recreational co-op supported	Support 1 local recreational event and 1 national recreational event	Number of local and national recreational events supported	2.13.3	1,5	Reports and attendance registers	R200 016,00	R200 016,00	R200 016,00	N/A	Host 1 artists & crafters festival and support 1 local artist by June 2024	1 local artist supported and artists and crafters festival hosted	Supported 1 local recreational event and 1 National recreational event by June 2025	Supported 1 local recreational event (Traditional Horse racing) on the 22nd of March 2025 and 1 National recreational event (Dundee July) on the 19th of July 2024	R20 697,00	**Achieved**	N/A	Reason for underspending is that the project was funded in collaboration with SPU.The expenditure reported was for accommodation of 5 Jockeys for Dundee event and R4020.00 was for local event.	N/A

KPA N0 2: Development Planning (Local Economic Development and Spatial Planning)																						
Sub-Result Area	Issue	Strategic Objective	Objective No.	Strategies	Baseline Information	Project to be Implemented	Output - KPI	KPI No.	KPI Weight	Means of Verification	Budget	Adjusted Budget	Budget Source		Preceding year 2023/2024		Actual Measurable Performance 2024/2025				Root Cause	Reason for Budget variance.	Remedial Action
													Internal	External	Annual Target	Actual Performance Non-Financial	Annual Target	Actual Performance Non-Financial	Actual Financial	Achieved / Not Achieved			
					Supported 2 Tourism product owners with branding and marketing material, Attended 1 exhibition and 1 investment attraction	Support 2 tourism product owners, develop branding and marketing material for investment attraction.	Number of tourism product owners supported, branding & marketing material for investment attractions developed.	2.13.4	1,5	deliver y note, report & distribution register, attendance register	R250 008 ,00	R378 193, 00	R378 193 ,00	N/A	2 tourism product owners supported by June 2024.	6 tourism product owners supported	Supported 2 tourism product owners, developed branding and marketing material to attend 1 investment attraction by June 2025	Supported 6 product owners with branding and material and attended 1 investment attraction (Tourism Indaba) on the 12th-15th of May 2025 at Durban ICC	R261 387,27	**Achieved**	N/A	N/A	N/A
Agriculture	Lack of access to market and infrastructure	To grow and strengthen the agricultural sector by supporting local farmers by June 2027	2,14	Integrated farmer support by June 2025	41 Local Farmers supported	Facilitate support 20 Local Farmers with agricultural inputs, equipment and material	Number of local Farmers Supported	2.14.1	1	Deliver y note, Distribution register, Reports	R1 000 008 ,00	R1 200 008, 00	R1 200 008 ,00	N/A	Support 20 Local Farmers by June 2024	22 Local Farmers has been supported with equipment & material	Supported 20 Local Farmers with agricultural inputs, equipment and material by June 2025	Supported 20 Local Farmers with agricultural inputs, equipment and material delivered and distributed on 30 June 2025.	R1 077 349,00	**Achieved**	N/A	N/A	N/A
					New indicator	Support 2 cannabis growers	Number of cannabis growers supported	2.14.2	1,5	Deliver y note, Distribution register, Reports	R1 000 008 ,00	R1 000 008, 00	R1 000 008 ,00	N/A	2 SLP meetings facilitated by June 2024	2 SLP Meeting has been facilitated on 21 September 2023 and 06 June 2024.	Supported 2 cannabis growers by June 2025	Supported 4 Cannabis growers with equipment, material and production inputs on 26 June 2025	R879 880,00	**Achieved**	N/A	N/A	N/A

KPA N0 2: Development Planning (Local Economic Development and Spatial Planning)																						
Sub-Result Area	Issue	Strategic Objective	Objective No.	Strategies	Baseline Information	Project to be Implemented	Output - KPI	KPI No.	KPI Weight	Means of Verification	Budget	Adjusted Budget	Budget Source		Preceding year 2023/2024		Actual Measurable Performance 2024/2025				Root Cause	Reason for Budget variance.	Remedial Action
													Internal	External	Annual Target	Actual Performance Non-Financial	Annual Target	Actual Performance Non-Financial	Actual Financial	Achieved / Not Achieved			
	Congestion in the CBD	To Reduce informal Trading in the CDB by June 2027		To create a conducive Environment for Informal Traders by June 2025	Phase 1 of mini market has been not completed, paving has been done awaiting completion of phase 1 shelters	Construction of 1 Bizana Market place Phase 2	Number of Bizana Market Place Phase 2 Constructed	2.14.3	1,5	Progress Reports and completion certificate	R3 043 488,00	R4 782 681,00	R4 782 681,00	N/A	Constructed 1 Bizana Mini-Market, site establishment completed by June 2024	0 Bizana Mini-Market constructed, site establishment not completed. Committees have adjudicated the project however the tendered quotes were above budget. Identified relocation spot for temporal taxi rank.	Constructed 1 Bizana Market Place Phase 2 by June 2025	0 Constructed Bizana Market Place Phase 2, Completed 16 Stalls with counters and sink, Completed Electrification of Stalls, completed 2 ablution facilities and paving not done.	R3 912 450,20	**Not achieved**	Late discovery that the Bill of Quantities (BOQ) did not include provisions for the paving component of the project. As a result, a virement process had to be initiated to reallocate the necessary funds.	N/A	Currently awaiting final approval of the variation order. Target will be achieved in the first quarter of 2025/26 financial year.
Ocean Economy	Unavailability of Boat Launching Site and Infrastructure	To promote sustainable use of marine resources to contribute in the local economy by June 2027	2.15	To Support Commercial and small-scale fishers by June 2025	4 Small Scale Fishers supported	Support 2 Small Scale Fishers	Number of Small-Scale Fishers supported	2.15.1	1	Delivery note, Distribution register, Reports	R400 008,00	R400 008,00	R400 008,00	N/A	5 Supported Small Scale Fishers by June 2024	6 Small scale fisheries have been supported with fishing gear	Supported 2 Small Scale fishers with material and equipment by June 2025	Supported 2 Small Scale fishers with material and equipment. Items delivered on 25/04/2024 and 02/06/2025 and distributed to beneficiaries on 25/06/2025.	R398 100,00	**Achieved**	N/A	N/A	N/A

KPA N0 2: Development Planning (Local Economic Development and Spatial Planning)																							
Sub-Result Area	Issue	Strategic Objective	Objective No.	Strategies	Baseline Information	Project to be Implemented	Output - KPI	KPI No.	KPI Weight	Means of Verification	Budget	Adjusted Budget	Budget Source		Preceding year 2023/2024		Actual Measurable Performance 2024/2025				Root Cause	Reason for Budget variance.	Remedial Action
													Internal	External	Annual Target	Actual Performance Non-Financial	Annual Target	Actual Performance Non-Financial	Actual Financial	Achieved / Not Achieved			
Enterprise Development	Unsustainable Businesses	To promote enterprise development to contribute 10% by June 2027	2,16	Implementation of SMME & Cooperative Plan by June 2025	6 SMMEs were supported & Capacitated.	Capacitate 30 SMMEs	Number of SMME's capacitated	2.16.1	1	Attendance registers and training reports	R1 344 931.64	R1 344 931.65	R1 344 931.64	N/A	Supported and capacitated 30 SMMEs by June 2024	30 SMMEs supported and capacitated	30 Capacitated SMMEs by June 2025	45 MSMEs Capacitated on the 18th-20th of June 2025 at Multi-purpose youth centre.	R2 355 145,00	Achieved	N/A	N/A	N/A
					Selection of 9 Incubatees was done.	Support and capacitate 40 incubatees	Number of Supported and capacitated Incubatees	2.16.2	0,5	Attendance register, Delivery note and training report				N/A	20 Supported & Capacitated Incubatees by June 2024	20 Supported and capacitated incubatees in mentorship by Q3 and Q4.	40 Supported & Capacitated Incubatees by June 2025	40 Incubatees supported from the 02/06/2025 and capacitated on the 18th-20th of June 2025 at multi-purpose youth centre		Achieved	N/A	N/A	N/A
Mining	Mining not fully supported	Coordination of Mining activities by June 2027	2,17	Integration of key industry players for mining activities by June 2025	2 SLP has been facilitated	Conducting 2 mining awaren esses campaigns	Number of mining awareness conducted	2.17.1	0,5	Attendance register and Reports	R0,00	R0,00	N/A	N/A	2 SLP meetings facilitated by June 2024	2 SLP Meeting has been facilitated on 21 September 2023 and 06 June 2024.	2 Mining awareness campaigns conducted by June 2025	Conducted 2 Mining Awareness on the 28/11/2024 and on the 12/06/2025 at the Municipal Council Chamber	R0,00	Achieved	N/A	N/A	N/A
Wholesalers and Retailers	Lack of growth and skills on local wholesalers and retailers	To capacitate and promote small wholesalers and retailers by June 2027	2, 18	collaboration of key industry players for wholesalers and retailers by June 2025	WMMLM Database	Capacitate 30 and support 10 wholesalers and retailers	Number of wholesalers and retailers capacitated and supported	2,18,1	0,5	Attendance registers, delivery note, distribution register	R100 000,00	R100 000,00	R100 000,00	N/A	80 capacitated and supported wholesalers and retailers by June 2024	160 Capacitated and supported wholesalers and retailers	30 Capacitated and 10 Supported wholesalers and retailers by June 2025	Capacitated 52 wholesalers and retailers on the 25/11/2024 at the Bizana Youth Centre and Supported 10 Wholesale and Retail with equipment and material and distributed on 27 June 2025.	R253 750.00	Achieved	N/A	Lack of a suitable bidder with a quote equal to the estimated budget.	N/A

KPA N0 2: Development Planning (Local Economic Development and Spatial Planning)																							
Sub-Result Area	Issue	Strategic Objective	Objective No.	Strategies	Baseline Information	Project to be Implemented	Output - KPI	KPI No.	KPI Weight	Means of Verification	Budget	Adjusted Budget	Budget Source		Preceding year 2023/2024		Actual Measurable Performance 2024/2025				Root Cause	Reason for Budget variance.	Remedial Action
													Internal	External	Annual Target	Actual Performance Non-Financial	Annual Target	Actual Performance Non-Financial	Actual Financial	Achieved / Not Achieved			
	Lack of growth and skills on local wholesalers and retailers	To capacitate and promote small wholesalers and retailers by June 2027	2, 19	Collaboration of key industry players for wholesalers and retailers by June 2025	WMMLM Database	Capacitated 30 and Support 10 Hawkers	Number of hawkers supported and capacitated	2,19,1	0,5	Delivery notes and report, attendance register, distribution register	R100 000,00	R100 000,00	R100 000,00	N/A	N/A	N/A	30 Capacitated and 10 Supported Hawkers by June 2025	Capacitated 31 Hawkers on the 26/11/2024 at the Bizana Youth Centre and Supported 10 Hawkers with equipment and material and distributed on 27 June 2025.		**Achieved**	N/A		N/A

No.3 Municipal Transformation and Institutional Development																							
Sub-Result Area	Issue	Strategic Objective	Objective No.	Strategies	Baseline Information	Project to be Implemented	Output - KPI	KPI No.	KPI Weight	Means of Verification	Budget	Adjusted Budget	Budget Source		Preceding year 2023/24		Actual Measurable Performance 2024/2025				Root Cause	Reasons for Budget Variance	Remedial Action
													Internal	External	Annual Target	Actual Performance	Annual Target	Actual Performance Non-Financial	Actual Financial	Achieved / Not Achieved			
Employee Wellness	promotion of employee wellbeing	To ensure Sustainable Provision of wellness services to all employees by June 2027	3.1	By developing and implementing Employee Wellness Programmes by June 2025	Employee Wellness (Organisational Culture & Work Ethos) campaign conducted to 106 employees	Conduct one (1) Employee Wellness campaigns by June 2025	Number of Employee Wellness campaigns conducted,	3.1.1	0,5	Attendance Register, Campaign Report, Concept Document	R227 112,00	R227 112,00	R227 112,00	N/A	One Health Promotion employee wellness campaign conducted by June 2024	**1.** Established contact with multiple identified third parties to participate in the programme and secured their services in order to determine the structure of the campaign. Contact emails confirming commitment	Conducted one (1) Employee Wellness campaigns (Cancer Awareness) by June 2025	One Cancer Awareness conducted on the 22nd of October 2024 to 75 employees and on the 23rd of October 2024 to 71 employees.	R0,00	**Achieved**	N/A	No financial implications as the section utilised the municipal facilities and third-party stakeholders.	N/A

No.3 Municipal Transformation and Institutional Development																						
Sub-Result Area	Issue	Strategic Objective	Objective No.	Strategies	Baseline Information	Project to be Implemented	Output - KPI	KPI No.	KPI Weight	Means of Verification	Budget	Adjusted Budget	Budget Source		Preceding year 2023/24		Actual Measurable Performance 2024/2025				Root Cause	Reasons for Budget Variance	Remedial Action
													Internal	External	Annual Target	Actual Performance	Annual Target	Actual Performance Non-Financial	Actual Financial	Achieved / Not Achieved			
																attached. **2.** Employee wellness campaign conducted to 481 employees inclusive of councillors on the 20 - 23 November 2023.							
					203 employees referred to medical check-ups	Refer 150 employees for medical check-ups by June 2025	Number of employees referred for medical check-ups,	3.1.2	0,25	Invitation, Attendance Register, Report	R191 744,00	R201 144,00	R201 144,00	N/A	Refer 100 service employees for medical check-ups by June 2024.	Medical Check-ups were conducted to 182 employees on the 13-14 November 2023 and 13-14 May 2024.	Referred 150 employees for medical check-ups by June 2025	Medical check-ups were conducted to a total of 247 employees, the first group was on the 04-07 of November 2024 to 170 employees and the second group on the 26-30 May 2025 to 77 employees.	R141 350,00	**Achieved**	N/A	N/A	N/A
					One induction for 15 OHS committee members and 8 OHS representatives	One (1) training and one (1) induction for OHS Committee and Representatives by June 2025	Number of trainings and number of inductions conducted for OHS committee members and	3.1.3	0,25	Signed Concept document, Attendance Register	R697 780,11	R697 788,00	R697 780,11	N/A	1 Training provided to 20 employees on First Aid by June 2024.	1 First Aid Training was conducted to 20 employees occupying offices & OHS Committee meeting was facilitated	One (1) training and one (1) induction for OHS Representatives conducted by June 2025	**1**. One training conducted to 29 OHS committee members on the 12-13 May 2025. **2.** Induction of 22 OHS committee members and reps conducted on the 30th	R9 999.00	**Achieved**	N/A	N/A	N/A

No.3 Municipal Transformation and Institutional Development																						
Sub-Result Area	Issue	Strategic Objective	Objective No.	Strategies	Baseline Information	Project to be Implemented	Output - KPI	KPI No.	KPI Weight	Means of Verification	Budget	Adjusted Budget	Budget Source		Preceding year 2023/24		Actual Measurable Performance 2024/2025				Root Cause	Reasons for Budget Variance	Remedial Action
													Internal	External	Annual Target	Actual Performance	Annual Target	Actual Performance Non-Financial	Actual Financial	Achieved / Not Achieved			
							representatives											of September 2024.					
					Conducted 01 OHS awareness	Conduct one Health & Safety awareness in use of Fire Extinguishers to 50 employees by June 2025	Number of OHS awaresses conducted,	3.1.4	0,25	Concept document, attendance register	R166 332,00	R139 596,00	R139 596,00	N/A	Conduct one 1 fire drills awareness to 20 employees by June 2024	1 Fire Drills awareness was conducted to 69 employees on the 27th and 28thMay 2024.	Conduct one Health & Safety awareness in use of Fire Extinguishers to 50 employees by June 2025	01 Awareness conducted on the 03 - 04 December 2024 to 70 employees at Youth Centre.	R0,00	**Achieved**	N/A	Wellness Officer conducted the awareness utilising researched material supported by the DM	N/A
					Two site inspections facilitated	Facilitate two (2) inspections of municipal buildings and facilities by June 2025	Number of inspections facilitated	3.1.5	0,25	Notice, Findings Report signed, & Attendance Register	R0,00	R0,00	N/A	N/A	2 inspections facilitated for 15 municipal vehicles and 4 municipal buildings by June 2024	2 inspections facilitated. Twenty-one (21) Municipal Vehicles inspected on the 28-31 August 2023. Four (4) municipal sites was inspected on the 05 March 2024.	Facilitated two (2) inspections of municipal buildings and facility by June 2025	2 Inspections conducted on Twenty (20) municipal vehicles and eight (08) plant/machinery/trucks on the 26-28 August 2024. and municipal sites inspected on the 18-20 May 2025.	R107 500,00	**Achieved**	N/A	N/A	N/A
Performance Management System	Instill a culture of higher performance management and accountability	To implement and sustain a functional and effective Performance Manag	3.2	Evaluating employee performance through midyear and annual assessments	Contracted 58 employees below senior management	Signing of PMDS agreements and formulation of work plans for Seventy	Number of PMDS agreements signed and workplans formulated for employ	3.2.1	0,25	Signed PMDS Agreements and plans	R0,00	R0,00	N/A	N/A	Signed PMS agreements and formulated work plans for fifty (50) emplo	53 employees below senior management signed performance agreements and plans	Signed PMDS agreements and formulated work plans for Seventy (70) employe	Ninety-two (92) PMDS agreements and work plans formulated and signed for employees below senior	R0,00	**Achieved**	N/A	N/A	N/A

No.3 Municipal Transformation and Institutional Development																					
Sub-Result Area	Issue	Strategic Objective	Objective No.	Strategies	Baseline Information	Project to be Implemented	Output - KPI	KPI No.	KPI Weight	Means of Verification	Budget	Adjusted Budget	Budget Source		Preceding year 2023/24		Actual Measurable Performance 2024/2025				Root Cause	Reasons for Budget Variance	Remedial Action
													Internal	External	Annual Target	Actual Performance	Annual Target	Actual Performance Non-Financial	Actual Financial	Achieved / Not Achieved			
		ement System (PMS) by June 2027		by June 2025		(70) employees below senior management by June 2025	ees below senior management,								yees below senior management by June 2024.		es below senior management by June 2025	management.					
					Assessed 120 employees below senior managers.	Conducting Annual and Mid-year performance assessments for employees below senior management	Number of Performance assessments conducted for employees below senior managers	3.2.2	0,5	Assessment Report and attendance register	R0,00	R0,00	N/A	N/A	Bi-annual assessment of 50 employees below senior management conducted by June 2024.	50 employees below senior management were assessed for 2022/23 annual performance	1 Annual performance assessment and 1 Mid-year performance assessment conducted to employees below senior management by June 2025.	01 2023-24 Annual Individual Performance Assessment conducted for 72 employees below Senior Management and 01 mid-year assessment conducted to 73 employees below Senior Management	R0,00	**Achieved**	N/A	N/A	N/A
					IPMS Refresher worksop conducted to thirty (30) employees below TG16,	IPMS worksop employees below TG6	Number of worksops conducted for employees below TG 06 PMDS	3.2.3	0,5	Concept document, attendance register	R106 204,96	R88 106,00	R88 106,00	N/A	1 IPMS refresher worksop conducted for 30 employees by June 2024	1 IPMS Workshop was conducted to 17 employees from 26-27 March 2024. 23 employees on the 16-17 May 2024, total number is 39 employees.	1 Worksop conducted to new recruits on PMDS by June 2025.	1 PMDS workshop conducted on the 28 - 29 May 2025 at Mayor's boardroom to both new recruits and existing employees who were not workshoped.	R0,00	**Achieved**	N/A	The worksop was conducted inhouse due to the unavailability of external stakeholders. Budget was not	N/A

No.3 Municipal Transformation and Institutional Development																						
Sub-Result Area	Issue	Strategic Objective	Objective No.	Strategies	Baseline Information	Project to be Implemented	Output - KPI	KPI No.	KPI Weight	Means of Verification	Budget	Adjusted Budget	Budget Source		Preceding year 2023/24		Actual Measurable Performance 2024/2025				Root Cause	Reasons for Budget Variance	Remedial Action
													Internal	External	Annual Target	Actual Performance	Annual Target	Actual Performance Non-Financial	Actual Financial	Achieved / Not Achieved			
																						utilised for this program.	
Human Capital Development	training and development of Human capital	Providing comprehensive education, training and human resource development by June 2027.	3.3	By Capacitating Councillors and Employees through Skills Development by June 2025	WSP submitted to LGSETA in the 2022/23 Financial Year.	Provision of training to (10) municipal officials	Number of employees provided with training.	3.3.1	0,25	Concept document, Registration form, attendance register	R311 112,42	R361 112,00	R361 112,00	N/A	Trained ten (10) officials and five (5) councillors	Trained 35 officials 6 CPMD 3 on MISA programme 5 officials trained on Internal Audit 20 on First aid 1 on Test trade for pumbling 64 councillors trained.	01 Training provided to (10) municipal officials by June 2025.	Training was provided to twenty officials, three from 1. Records Management (Mr. Klass, Mr. Maquthu and Ms. Mampofu) 2. Three from Payroll Accountant, Ms. Ndlwana,Payroll Clerk Ms Zangwa and Payroll Officer Mr. Madikizela) 3. One from Electrical Engineering (Luvuyo Xhalabi) 4. One from Corporate Services (Thobeka Mlomo-Wellness Officer) 5. One from Community services (Ms. N. Xoko) 6. Two from BTO (Mr. Morlock and Qadi Z.)	R140 869,09	**Achieved**	N/A	N/A	N/A

No.3 Municipal Transformation and Institutional Development																						
Sub-Result Area	Issue	Strategic Objective	Objective No.	Strategies	Baseline Information	Project to be Implemented	Output - KPI	KPI No.	KPI Weight	Means of Verification	Budget	Adjusted Budget	Budget Source		Preceding year 2023/24		Actual Measurable Performance 2024/2025				Root Cause	Reasons for Budget Variance	Remedial Action
													Internal	External	Annual Target	Actual Performance	Annual Target	Actual Performance Non-Financial	Actual Financial	Achieved / Not Achieved			
																		7. Three from ICT (Ms Mshiywa, Ms Cebani and Mr. Xalisa) 8. Three from Fleet Management (Mrs. Rabi Xakata, Ms Bewu and Ms Ntswane) 9. Three employees from Asset Management trained in Municipal Asset Management compliance `(Mr. M Madikizela, Mr. Mtimde and Mr.Situlo).					
					Facilitate skills development training for fourteen (14) employees in different departments.	Provide study assistance for five new applicants	Number of new applicants provided with study assistance.	3.3.2	0,25	Advert & Approved list of beneficiaries	R384 399,76	R384 408,00	R384 399,76	N/A	Provided study assistance for five (5) employees by June 2024.	Training committee sat on the 01st February 2024 to consider applications and thirteen (13) employees were provided study assistance.	Provided study assistance for five (5) new applicants by June 2025.	Study assistance provided to 14 employees for 2025 academic year	R131 666,68	**Achieved**	N/A	N/A	N/A

No.3 Municipal Transformation and Institutional Development																						
Sub-Result Area	Issue	Strategic Objective	Objective No.	Strategies	Baseline Information	Project to be Implemented	Output - KPI	KPI No.	KPI Weight	Means of Verification	Budget	Adjusted Budget	Budget Source		Preceding year 2023/24		Actual Measurable Performance 2024/2025				Root Cause	Reasons for Budget Variance	Remedial Action
													Internal	External	Annual Target	Actual Performance	Annual Target	Actual Performance Non-Financial	Actual Financial	Achieved / Not Achieved			
					Provided work integrated exposure to 25 learners	Provide Work Integrated Experience for twenty (20) students	Number of students provided with work integrated experience.	3.3.3	0,25	Placement request letters from institution	R0,00	R0,00	N/A	N/A	Provided experiential learning for (15) students by June 2024.	Experiential learning provided to 26 students	20 Students provided with Work Integrated Experience by June 2025	25 students provided with Work Integrated Experience for July to September 2024 period.	R0,00	**Achieved**	N/A	N/A	N/A
						Provide internships for five (5) graduates.	Number of graduates provided with Internships.	3.3.4	0,5	Placement request letters from institution	R439 321,20	R570 000,00	R570 000,00	N/A	Provided learnerships/ internships for five (5) graduates by June 2024	Provided work integrated exposure to 27 learners	5 Graduates Provided with Internships by June 2025.	7 interns were placed for internships for 2024-25, funded by SAGRA & INDWE	R0,00	**Achieved**	N/A	N/A	N/A
Labour relations	To promote sound labour relations in the workplace	To ensure sound labour relations in the Municipality by June 2027.	3.4	By co-ordinating trainings and sittings of organised labour by June 2025.	Co-ordinated Four LLF sittings.	Co-ordinate four (4) LLF sittings.	Number of LLF sittings co-ordinated	3.4.1	0,25	Notice, attendance register	R22 003,82	R22 003,82	R22 003,82	N/A	Co-ordinate four (4) LLF sittings by June 2024.	Five LLFs sittings were co-ordinated on 11/09/2023 09/11/2023 29/11/2023 09/05/2024 7/June/2024	Co-ordinated four (4) LLF sittings by June 2025	Four LLF sittings coordinated on the 04th of July 2024, 28th of November 2024, 27 May 2025 and 23 June 2025.	R0,00	**Achieved**	N/A	N/A	N/A
					Trained 13 Supervisors on Disciplinary Procedure.	Train ten (10) LLF members by June 2025	Number of LLF members trained	3.4.2	0,25	Concept document, Attendance Register.	R69 804,00	R44 808,00	R44 808,00	N/A	Co-ordinate training of 13 managers and line supervisors on	Sixteen (16) managers were trained on disciplinary procedure on the 25th of March 2024.	Trained ten (10) LLF members by June 2025	Training of 15 LLF members was conducted on the 23-25 June 2025	R183 821,03	**Achieved**	N/A	N/A	N/A

No.3 Municipal Transformation and Institutional Development																					
Sub-Result Area	Issue	Strategic Objective	Objective No.	Strategies	Baseline Information	Project to be Implemented	Output - KPI	KPI No.	KPI Weight	Means of Verification	Budget	Adjusted Budget	Budget Source		Preceding year 2023/24		Actual Measurable Performance 2024/2025				Root Cause	Reasons for Budget Variance	Remedial Action
													Internal	External	Annual Target	Actual Performance	Annual Target	Actual Performance Non-Financial	Actual Financial	Achieved / Not Achieved			
															disciplinary procedure by June 2024.								
Review of Institutional Policies	Outdated Policies	Review of Institutional Policies by June 2027	3,5	By reviewing institutional policies by June 2025	Eighteen (18) HR policies were reviewed and adopted by council	Translation of HR Policies into isiXhosa	Number of HR policies translated into isiXhosa	3.5.1	0,25	18 translated policies, concept document and advert	R839 191,61	R0,00	R0,00	N/A	Workshop 100 municipal employees on HR reviewed policies by June 2024.	Workshop conducted for 64 employees from Refuse removal, Law enforcement and Electricity section 19-22 /09/2023 Policy workshop conducted to 48 employees under BTO, DP and road works department/sections on the 23-26 October 2023. Workshop for 80 employees on reviewed HR policies from the 5-8 February 2024.	18 HR policies translated into IsiXhosa by June 2025	0 HR Policies translated into isiXhosa Concept for policy translation developed, approved and submitted to SCM for advertisement. In Q1, first advert went out on the 24/01/25 and closed on 13/02/2025, Re-advert published on the 02/05/2025 and closed on 22/05/2025.	R0,00	Not Achieved	Non-responsiveness of bidders	N/A	To re-advertise in the first quarter of the 2025-26 financial year
Job Evaluation	Job descriptions not aligned to TASK	To intergrade institutional development	3,6	By developing job descriptions for all filled and	Five job descriptions for MM's Office, ten from	Drafting and signing of forty (40) job descriptions	Number of drafted and signed job descript	3.6.1	0,5	Signed job descriptions	R0,00	R0,00	N/A	N/A	46 Job descriptions developed and signed	48 Job descriptions were developed and signed	Drafted and signed forty (40) job descriptions by	Forty (40) job descriptions were Drafted and signed for Community	R0,00	Achieved	N/A	N/A	N/A

No.3 Municipal Transformation and Institutional Development																					
Sub-Result Area	Issue	Strategic Objective	Objective No.	Strategies	Baseline Information	Project to be Implemented	Output - KPI	KPI No.	KPI Weight	Means of Verification	Budget	Adjusted Budget	Budget Source		Preceding year 2023/24		Actual Measurable Performance 2024/2025				Root Cause	Reasons for Budget Variance	Remedial Action
													Internal	External	Annual Target	Actual Performance	Annual Target	Actual Performance Non-Financial	Actual Financial	Achieved / Not Achieved			
	standards	with organisational structure and workforce principles by June 2027		vacant positions by June 2025	LED, forty-two from Community services and five from engineering services - developed and signed.		ions per department.								by June 2024.		June 2025	services, Mm's office, LED and Engineering services					
FLEET MANAGEMENT	Depreciating Municipal Fleet.	To ensure that there is sufficient and roadworthy municipal fleet by June 2027.	3.7	By procuring and Maintaining Municipal vehicles by June 2025	54 Licences renewed	30 Licences renewed.	Number of Licences renewed	3.7.1	0,5	licens e discs	R565 616,60	R415 620,00	R415 620,00	N/A	30 municipal vehicles Licences renewed by June 2024	49 municipal vehicles Licences were renewed.	30 Licence renewed by June 2025	32 licenses renewed	R133 632,00	**Achieved**	N/A	N/A	N/A
				By conducting trainings on fleet management procedures	15 Drivers and operators referred to awareness	1 Awareness to 15 drivers and operators to be conducted	Number of awaresses conducted to Drivers and operators	3.7.2	0,25	attend ance registe r	R0,00	R0,00	N/A	N/A	1 Policy Awareness to 10 drivers and 5 operators by June 2024	1 Policy awarenes s conducted for 22 drivers and 05 operators	1 Awaren ess conduct ed to 15 drivers and 5 operator s by June 2025	One Awareness conducted to 15 drivers and 6 operators on the 21st February 2025	R0,00	**Achieved**	N/A	N/A	N/A
				By providing municipal fleet with security and safety by June 2025	Fleet Management Tracking System was renewed	Training of three (3) fleet management personnel	Number of fleet personnel trained	3.7.3	0,25	Concept document and certificate of attendance	R0,00	R0,00	N/A	N/A	N/A	N/A	Trained three (3) fleet management personnel by June 2025	(3) Three Fleet Management employees trained on Fleet Tracking System from the 20th to 21st of November 2024.	R0,00	**Achieved**	N/A	N/A	N/A

No.3 Municipal Transformation and Institutional Development																						
Sub-Result Area	Issue	Strategic Objective	Objective No.	Strategies	Baseline Information	Project to be Implemented	Output - KPI	KPI No.	KPI Weight	Means of Verification	Budget	Adjusted Budget	Budget Source		Preceding year 2023/24		Actual Measurable Performance 2024/2025				Root Cause	Reasons for Budget Variance	Remedial Action
													Internal	External	Annual Target	Actual Performance	Annual Target	Actual Performance Non-Financial	Actual Financial	Achieved / Not Achieved			
				By procuring and Maintaining Municipal vehicles by June 2025	Two new vehicles were procured	Procurement of two new vehicles	Number of new municipal vehicles procured	3.7.4	0,25	Concept document, invoice, delivery note and registration certificate	R2 499 996,00	R0,00	R0,00	N/A	2 new municipal Vehicles purchased by June 2024	Two new municipal Vehicles were purchased	2 New vehicles Procured by June 2025	Two new vehicles purchased and delivered on the of 03rd December 2024	R1 677 031.70	**Achieved**	N/A	N/A	N/A
				By providing municipal fleet with security and safety by June 2025	Two new vehicles were installed with tracking devices	Installation of tracking devices to 2 new vehicles.	Number of new municipal vehicles installed with tracking devices	3.7.5	0,5	tracking certificate	R474 674,32	R474 660,00	R 474,674.32	N/A	2 new vehicles installed with tracking device by June 2024	Two new vehicles were installed with tracking devices.	2 New municipal vehicles Installed with tracking devices by 2025	2 New vehicles installed with tracking devices on the 9th of December 2024	R0,00	**Achieved**	N/A	N/A	N/A
RECORDS MANAGEMENT	Insufficient record keeping space and improving adherence to file plan	To ensure adequate record keeping space and records management procedures are practised by June 2027	3.8	By sourcing the services of a service provider towards awareness campaigns, by conducting retention and disposal procedure by June 2025	New Indicator	Submitting retention and disposal of terminated schedules for Community services and Corporate Services.	Number of submitted retained and disposed schedules	3.8.1	0,5	retention and disposal schedules and proof of submission	R0,00	R0,00	N/A	N/A	1 Developed inventory and audit rocords management by June 2024.	One inventory and audit records management developed	Submitted 4 retention and disposal schedules to provincial archives for appraisal by June 2025	5 retention and disposal schedule submitted to provincial archives for application for disposal authority. All schedules were submitted in the following sequence of quarters and dates: 1. Q1-18/07/2024. Q2-25/11/2024 .Q3-27/03/2025. Q4-29/05/2025	R0,00	**Achieved**	N/A	N/A	N/A

No.3 Municipal Transformation and Institutional Development																					
Sub-Result Area	Issue	Strategic Objective	Objective No.	Strategies	Baseline Information	Project to be Implemented	Output - KPI	KPI No.	KPI Weight	Means of Verification	Budget	Adjusted Budget	Budget Source		Preceding year 2023/24		Actual Measurable Performance 2024/2025				Root Cause	Reasons for Budget Variance	Remedial Action
													Internal	External	Annual Target	Actual Performance	Annual Target	Actual Performance Non-Financial	Actual Financial	Achieved / Not Achieved			
					Awareness on Records Management to Management was done. Four Awarenesses on Records Management to Records users were done	Conducting workshop on records management for task grade 10 and 11 officials	Number of workshops conducted for task grade 10 and 11 trained	3.8.2	0,25	Concept document, attendance register	R314 700,00	R266 700,00	R266 700,00	N/A	3 Awareness on Records Management to Records users by June 2024	(1) One file plan awarenes s conducted for Corporate Services and MM's office on 04/08/2023 (2) One file plan awarenes s conducted for Development Planning and Engineering Services27 & 28/11 2023 (3) One file plan awarenes s to Community Services and BTO departments on 21/02/2024.	1 Records management workshop conducted for task grade 10 and 11 officials by June 2025.	1 Records management workshop conducted from 14 - 17 January 2025.Sample of 76 Records end-users identified and informed for training. Only 30 attended training alongside interns. The training purported to workshop the identified officers on the importance of records management practices in a governmental organization.	R266, 700.00	**Achieved**	N/A	N/A	N/A
Municipal ICT Systems and Infrastructure	Sporadic challenges affecting ICT systems to support municipal	To ensure maximum availability of efficient ICT Services and Infrastructure	3.9	By optimise systems, administration and operating procedures by	2 renewed and maintained service level agreements and 5 licences	Renewal of ICT licenses, provision of Microsoft licence and aligning of SLAs	Number of renewed service level agreements renewed and maintained	3.9.1	0,25	License certificates for Munsoft, 3CX, screen of renewed antivir	R9 738 180	R10 908 180	R10 908 180	N/A	1 new signed SLA for payroll system and 3 renewed licenses by	(1) Munsoft, 3CX and Eset Licenses have been renewed. (2) Appointed Munsoft for provision	4 Licenses renewed, 3 signed SLAs and Microsoft License s Provide	Antivirus license was renewed in April, 1 SLA have been signed and Microsoft licenses were not provided.	R2 731 224, 51	**Not Achieved**	Mobile contracts and PABX SLA's were not signed and Microsoft licenses were	The provided budget is for both licences and lease & usage. Further to	All 3 projects will be re-advertised during the 1st quart

No.3 Municipal Transformation and Institutional Development																						
Sub-Result Area	Issue	Strategic Objective	Objective No.	Strategies	Baseline Information	Project to be Implemented	Output - KPI	KPI No.	KPI Weight	Means of Verification	Budget	Adjusted Budget	Budget Source		Preceding year 2023/24		Actual Measurable Performance 2024/2025				Root Cause	Reasons for Budget Variance	Remedial Action
													Internal	External	Annual Target	Actual Performance	Annual Target	Actual Performance Non-Financial	Actual Financial	Achieved / Not Achieved			
	objectives	by June 2027.		June 2025	renewed		licences			us, proof of payment for Sage. signed SLAs and Microsoft Licenses.					June 2024	of Payroll system for 5 years on the 30th January 2024. SLA Signed on the 01st March 2024	d by June 2025				not provided because the municipality was unsuccessful in securing responsive bidders twice.	that the municipality was unsuccessful in securing a service provider for Microsoft Licenses	er of 2025/26 FY
				By providing ICT tools of trade for council and staff members by June 2025	30 laptops procured for staff members and councillors	Provision of 15 laptops to staff members and councillors	Number of laptops Provided for staff members and councillors	3.9.2	0,5	Report, ,delivery note, distribution forms	R1,282,612.00	R3 712 612,00	R3 712 612,00	N/A	10 Laptops procured and distributed to staff members by June 2024	30 Laptops procured and Distributed to users	15 Laptops Provided for staff members and councillors by June 2025	34 laptops provided for staff members. Delivered and issued in May and June to users. 2 were issued in July.	R1 448 250,00	**Achieved**	N/A	N/A	N/A
				By Improving access to the Municipal ICT infrastructure by June 2025	Server Room Infrastructure due for upgrade	Procurement and Installation of Server room Infrastructure	Number of servers procured and installed	3.9.3	0,5	delivery note and completion certificate	R3,500,000.00	R3 712 612,00	R3 712 612,00	N/A	Integration of Civic Centre with the main municipal building by June 2024	Appointment of Service provider for integration of civic centre. Civic Center integrated and public wi-fi installed in 3 municipal sites	4 Servers Procured and Installed by June 2025	4 Servers were procured, delivered on 19 March 2025 and installed.	R1 752 541,44	**Achieved**	N/A	N/A	N/A

No.3 Municipal Transformation and Institutional Development																						
Sub-Result Area	Issue	Strategic Objective	Objective No.	Strategies	Baseline Information	Project to be Implemented	Output - KPI	KPI No.	KPI Weight	Means of Verification	Budget	Adjusted Budget	Budget Source		Preceding year 2023/24		Actual Measurable Performance 2024/2025				Root Cause	Reasons for Budget Variance	Remedial Action
													Internal	External	Annual Target	Actual Performance	Annual Target	Actual Performance Non-Financial	Actual Financial	Achieved / Not Achieved			
MUNICIPAL CORPORATE GOVERNANCE OF ICT	Compliance with approved ICT Governance principles and Legislation	To ensure that Corporate Governance of ICT is implemented by June 2027,	3.10	By maintaining the Municipal website through regular updates of the website content by June 2025	20 items Uploaded on the Municipal Website Content	Uploading of 20 items on the municipal website content	Number of items uploaded on the municipal website	3.10.1	0,25	Website screen shots for 20 uploaded compliance documents	R0,00	R0,00	N/A	N/A	20 items uploaded on the municipal website content by June 2024	All 20 Compliance documents uploaded on the website	20 items uploaded on the municipal website content by June 2025	Uploaded 20 items on the municipal website **12 X S71** reports from June - May **4 X S52d** reports for Q4 of 2023/24 FY, Q1,Q2 and Q3 for 2024/25 FY **1 X** Mid-year Report 24/25 **1 X** annual Report 2023/24 FY **1 X** Draft SDBIP 25/26 FY **1 X** IDP 25/26 FY	R0,00	**Achieved**	N/A	N/A	N/A
					Website upgraded and maintained	Upgrading and maintenance of the municipal website	Number of municipal website upgraded and maintained	3.10.2	0,5	Signed Maintenance agreement	R200,004,00	R200 004,00	R200,004.00	N/A	website upgraded and maintained by June 2024	Website upgraded and maintained Four reports, Uploading of adverts and closing registers from SCM, vacancies from HR, Notices, performance agreements from MMs office	1 Municipal website Upgraded and Maintained by June 2025	0 Municipal website upgraded Developed concept document and drafted terms of reference for website revamp and submitted to SCM for advertisement.	R0,00	**Not Achieved**	Website revamp was advertised twice but the municipality did not succeed in securing a responsive service provider.	N/A	Web site revamp will be re-advertised during Q1 of the 2025/26 FY

No.3 Municipal Transformation and Institutional Development																						
Sub-Result Area	Issue	Strategic Objective	Objective No.	Strategies	Baseline Information	Project to be Implemented	Output - KPI	KPI No.	KPI Weight	Means of Verification	Budget	Adjusted Budget	Budget Source		Preceding year 2023/24		Actual Measurable Performance 2024/2025				Root Cause	Reasons for Budget Variance	Remedial Action
													Internal	External	Annual Target	Actual Performance	Annual Target	Actual Performance Non-Financial	Actual Financial	Achieved / Not Achieved			
				By implementation of Municipal ICT Governance framework by June 2025	1 Reviewed ICT Disaster Recovery Plan and 2 Policies	Reviewal of the ICT Governance Documents	Number of reviewed ICT Governance Documents	3.10.3	0,25	Six reviewed ICT governance documents and council extract.	R300.000.00	R300 000,00	R300,000.00	N/A	1 ICT strategy, DRP, BCP and ICT policies reviewed and adopted by June 2024	Appointment of service provider for reviewal of ICT Disaster Recovery. ICT Strategy, DRP, BCP and ICT policy manual reviewed and adopted by the council on the 27th June 2024	6 Updated and Reviewed ICT Governance Documents by June 2025	6 ICT governance policy documents (DRP, BCP, ICT Security Policy and ICT Policy Manual, POPIA, ICT Governance Strategy) were reviewed and submitted and approved by council on the 30th June 2025	R241 500,00	**Achieved**	N/A	N/A	N/A

KPA N0 4: Financial Viability (Budget & Treasury)																						
Sub-Result Area	Issue	Strategic Objective	Objective No.	Strategies	Baseline Information	Project to be Implemented	Output - KPI	KPI No.	KPI Weight	Means of Verification	Budget	Adjusted Budget	Budget Source		Preceding Year Performance 2023/2024		Actual Measurable Performance 2024/2025				Root Cause	Reason for Budget Variance	Remedial Action
													Internal	External	Annual Target	Actual Performance Non-Financial	Annual Target	Actual Performance Non-Financial	Actual Financial	Achieved / Not Achieved			
Revenue Management	Revenue collection trends are decreasing posing a threat to the municipality's going concern	To achieve 100% billing for all services that are to be billed by June 2027	4,1	Metering of all electricity consumption by June 2025	Electricity meters are read, recorded, and captured manually	Reading of conventional electricity meters	% of active electricity meters read	4.1.1	0,5	12 Months Meter reading Report.	R 1 500 000,00	R 900 000,00	R 900 000,00	N/A	Reading 100% of active electricity meters utilizing the Automated system by June 2024	100% of (96 meters in July, 96 August; 97 meters September,97 meters October, 97 meters November, 93 meters for December,93 Jan.93 Feb and 96 March,96 April.96 May and 96 June) active electricity meters were read.	100% reading of active electricity meters by 30 June 2025	100% of (96 meters in July and 96 August; 96 meters September,96 Oct.96 Nov,96 Dec 2024,96 Jan,96 Feb,96 Mar,127 April, 121 May and 125 in June 2025) active electricity meters were read by 30 June 2025	R 268 847,88	**Achieved**	N/A	N/A	N/A
				Monthly billing of all consumers for all services by June 2025	100% active consumer accounts for Property rates, refuse and electricity billed	Billing of 100% active consumer accounts for Property rates, Refuse and Electricity	% of active consumer accounts for property rates, refuse and electricity billed	4.1.2	0,25	12 monthly Billing Report	R -	R -	N/A	N/A	Billing 100% of active consumer accounts for Property rates, refuse and electricity by June 2024	100% active consumer accounts (2 091 July, 2 077 August ,2 077 Sept, 2 076 October, 2 076 November,2076 December,2074	100% billing of active consumer accounts for Property rates, Refuse and Electricity by 30 June 2025	100% active consumer accounts (2 070 July, 2 048 August ,2 045 Sept,2 045 Oct; 2 043 Nov, 2 043 Accou	R -	**Achieved**	N/A	N/A	N/A

KPA N0 4: Financial Viability (Budget & Treasury)																						
Sub-Result Area	Issue	Strategic Objective	Objective No.	Strategies	Baseline Information	Project to be Implemented	Output - KPI	KPI No.	KPI Weight	Means of Verification	Budget	Adjusted Budget	Budget Source		Preceding Year Performance 2023/2024		Actual Measurable Performance 2024/2025				Root Cause	Reason for Budget Variance	Remedial Action
													Internal	External	Annual Target	Actual Performance Non-Financial	Annual Target	Actual Performance Non-Financial	Actual Financial	Achieved / Not Achieved			
																Jan, 2073 Feb, 2075 March,2068 April 2066 May, 2066 June) for Property rates, refuse and electricity billed.		nts in Dec 2024, 2 043 Jan, 2041 Feb,2043 Mar, 2043 April, 2043 May,2041 Accounts in June 2025) for Property rates, refuse and electricity billed by June 2025.					
					July to June were billed within the 3 working days of each month following the billing month.	Completion of billing processes by the 3rd day of each following month	completed billing by the 3rd day of each month following the billing period	4.1.3	0,25	12 Month end closing Reports	R -	R -	N/A	N/A	Billing completed by the 3rd day of each month following the billing month by June 2024	Month end procedure for consumer debtors, sundry debtors were performed within 03 working days July (03/08/23) , August (05/09/2023),Sep	Billing completed by the 3rd day of each month following the billing month by June 2025	Billing completed by the 3rd working day of each month by June 2025.	R -	**Achieved**	N/A	N/A	N/A

KPA N0 4: Financial Viability (Budget & Treasury)																							
Sub-Result Area	Issue	Strategic Objective	Objective No.	Strategies	Baseline Information	Project to be Implemented	Output - KPI	KPI No.	KPI Weight	Means of Verification	Budget	Adjusted Budget	Budget Source		Preceding Year Performance 2023/2024		Actual Measurable Performance 2024/2025				Root Cause	Reason for Budget Variance	Remedial Action
													Internal	External	Annual Target	Actual Performance Non-Financial	Annual Target	Actual Performance Non-Financial	Actual Financial	Achieved / Not Achieved			
																(04/10/2023), Oct s (03/11/23), November (05/12/23), December (4/01/2024),Jan (01/02/2024) ,Feb (05/03/2024) Mar (03/04/2024),April (03/05/2024), May (05/06/2024) and June (01/07/2024)								
					12 months monthly electronic statements distributed	Distribution of monthly statement using emails and SMS's	Number of monthly consumer statements distributed	4.1.4	0,25	12 Monthly Statements distribution Report	R 7 666 ,09	R 7 666, 09	R 7 666 ,09	N/A	12 electronical monthly consumer statements distributed by June 2024	12 electronical monthly statements distributed.	Distributed 12 electronical monthly consumer statements for active accounts with email addresses and cell phones by June 2025	12 monthly consumer statements distributed for active accounts with email addresses and cell phone by June 2025.	R 4 871, 60	**Achieved**	N/A	N/A	N/A

KPA N0 4: Financial Viability (Budget & Treasury)																							
Sub-Result Area	Issue	Strategic Objective	Objective No.	Strategies	Baseline Information	Project to be Implemented	Output - KPI	KPI No.	KPI Weight	Means of Verification	Budget	Adjusted Budget	Budget Source		Preceding Year Performance 2023/2024		Actual Measurable Performance 2024/2025				Root Cause	Reason for Budget Variance	Remedial Action
													Internal	External	Annual Target	Actual Performance Non-Financial	Annual Target	Actual Performance Non-Financial	Actual Financial	Achieved / Not Achieved			
				Review and Implementation of the Revenue enhancement Strategy by June 2025	4 Revenue enhancement strategy Meetings were held	Monitoring of the Revenue enhancement Strategy Action Plan	Number of meetings held to monitor the revenue enhancement strategy action plan	4.1.5	0,25	4 reports and 4 attendance registers	R -	R -	N/A	N/A	1 Reviewed Revenue enhancement Strategy Action Plan and 3 meetings conducted by June 2024	**1**.The Revenue enhancement strategy action plan was reviewed and reported on the 29th of September for Q1 and **2**.18 December 2023 Quarterly revenue enhancement meeting was held. **3**. Quarterly 3 revenue enhancement meeting was held on the 28 March 2024 **4**.Quarter 4 revenue enhancement meeting was held on the 12 June 2024.	4 meetings held in monitoring revenue enhancement strategy action plan by June 2025	4 meeting held for monitoring revenue enhancement strategy action plan by June 2025. Quarter 1: Meeting was held on the 25th Septeember 2024 Quarter 2: Meeting was held on the 21st Nov 2024 Quarter 3: Meeting was held on the 20th March 2025 Quarter 4: Meeting was held on the 09th	R -	**Achieved**	N/A	N/A	N/A

KPA N0 4: Financial Viability (Budget & Treasury)																							
Sub-Result Area	Issue	Strategic Objective	Objective No.	Strategies	Baseline Information	Project to be Implemented	Output - KPI	KPI No.	KPI Weight	Means of Verification	Budget	Adjusted Budget	Budget Source		Preceding Year Performance 2023/2024		Actual Measurable Performance 2024/2025				Root Cause	Reason for Budget Variance	Remedial Action
													Internal	External	Annual Target	Actual Performance Non-Financial	Annual Target	Actual Performance Non-Financial	Actual Financial	Achieved / Not Achieved			
																		June 2025					
		To achieve at least 95% collection of all debt by June 2027		Implementation of credit control measures by June 2025	Outdated and incomplete consumer information (contact and personal information) on municipal billing system	Implementation of Data cleansing on consumer debtors.	% of consumer accounts data updated on municipal billing system.	4.1.6	0,25	01 Consumer Master file extract report with complete consumer contact and personal information from municipal billing system.	R 300 000,00	R 300 000,00	R 300 000,00	N/A	Implementing 100% of Consumer Data analyses, data cleansing and handing over of all accounts beyond 90 days through outsourced services by June 2024.	100% business accounts handed over for debt collection to debt collectors for the reporting period.	100% of consumer accounts data updated on municipal billing system by June 2025	100 % of 25 consumer accounts data were updated on Municipal billing system by June 2025.	R -	**Achieved**	N/A	N/A	N/A
					Accounts owing beyond 3 years with a potential to be prescribed debt	Issue summons to consumer debtors accounts that have outstanding debt that is more than 90 days.	% of consumer accounts that are beyond 90 days issued with summons.	4.1.7	0,25	02 Quarterly reports	R -	R -	N/A	N/A	Implementing 100% of Consumer Data analyses, data cleansing and handing over of all accounts beyond 90	100% business accounts handed over for debt collection to debt collectors for the reporting period.	100% of consumer accounts that are beyond 90 days and irrecoverable issued with summons by 30 June 2025	100% (118 of 90 days) accounts that are verified through pre-legal stage and with summons issued by June 2025	R -	**Achieved**	N/A	N/A	N/A

KPA N0 4: Financial Viability (Budget & Treasury)																						
Sub-Result Area	Issue	Strategic Objective	Objective No.	Strategies	Baseline Information	Project to be Implemented	Output - KPI	KPI No.	KPI Weight	Means of Verification	Budget	Adjusted Budget	Budget Source		Preceding Year Performance 2023/2024		Actual Measurable Performance 2024/2025				Root Cause	Reason for Budget Variance	Remedial Action
													Internal	External	Annual Target	Actual Performance Non-Financial	Annual Target	Actual Performance Non-Financial	Actual Financial	Achieved / Not Achieved			
															days through outsourced services by June 2024.								
					100% business accounts that are beyond 90 days were handed over for debt collection to debt collectors	Implementation of debt collection service for debt that is more than 90 days.	Number of reports compiled on 100% business accounts that are beyond 90 days handed over for debt collection to debt collectors	4.1.8	0,25	02 reports	R 1 200 000,00	R 1 200 000,00	R 1 200 000,00	N/A	N/A	N/A	2 Quarterly reports compiled on 100% business accounts that are beyond 90 days handed over to debt collector for debt collection by 30 June 2025	2 Quarterly reports compiled on 100% business accounts that are beyond 90 days handed over to debt collector for debt collection by 30 June 2025	R 20 474,00	**Achieved**	N/A	N/A	N/A
	Accounts with errors taking longer to identify and resolve	To achieve a clean audit by June 2027		Performance of monthly debtors, rates and investment reconciliations by June 2025	The Credit control and debt collection policy, Tariff Policy, Property rates policy were reviewed	Monthly reviewal of debtors, rates and investment reconciliation by the 7th working day of each month	Number of monthly reviewed debtors, investments and rates reconciliation	4.1.9	0,25	12 monthly reviewed debtors ,12 investments and 12 rates reconciliation	R -	R -	N/A	N/A	12 monthly reviewed debtors ,12 investments and 12 rates reconciliation by June 2024	12 monthly debtors, 12 monthly investment reconciliation were reviewed.	12 monthly reviewed debtors ,12 investments and 12 rates reconciliation by June 2025	Reviewed 12 monthly debtors ,12 investments and 12 rates reconciliation by June 2025	R -	**Achieved**	N/A	N/A	N/A

KPA N0 4: Financial Viability (Budget & Treasury)																							
Sub-Result Area	Issue	Strategic Objective	Objective No.	Strategies	Baseline Information	Project to be Implemented	Output - KPI	KPI No.	KPI Weight	Means of Verification	Budget	Adjusted Budget	Budget Source		Preceding Year Performance 2023/2024		Actual Measurable Performance 2024/2025				Root Cause	Reason for Budget Variance	Remedial Action
													Internal	External	Annual Target	Actual Performance Non-Financial	Annual Target	Actual Performance Non-Financial	Actual Financial	Achieved / Not Achieved			
	Outdated Policies	Annually Review of sectional Policies by June 2027		Reviewing sectional policies by June 2025	The Credit control and debt collection policy, Tariff Policy, Property rates policy were reviewed	Reviewal of existing sectional policies and adoption by council	Number of reviewed and adopted sectional policies	4.1.10	0,25	03 Reviewed Credit control and debt collection policy, Tariffs Policy, Property Rates Policy, resolution extract	R -	R -	N/A	N/A	3 Reviewed and adopted sectional policies by June 2024	Credit control, debt collection, tariffs policy, property rates policy were reviewed and adopted by council on the 20 May 2024.	03 Reviewed and adopted existing sectional policies (Credit control and debt, tariffs, property rates policy) by June 2025	3 sectional policies (Credit c0ntrol, debt collection, tariff policy, property rates policy) were reviewed and adopted by council on the 30 May 2025.	R -	**Achieved**	N/A	N/A	N/A
	Compliance with laws and regulations	To ensure proper regulations of the municipal powers and functions by June 2027		Submission of circular 93 Reconciliations	Non-compliance with circular 93 requirement	Submission of circular 93 Reconciliations - General Valuation Roll Vs Financial Billing System	Number of submitted circular 93 quarterly Reconciliations report	4.1.11	0,25	04 circular 93 reconciliations reports - General Valuation Roll Vs Financial Billing System	R -	R -	N/A	N/A			Submitted 04 circular 93 reconciliations reports - General Valuation Roll Vs Financial Billing System by June 2025	4 Reconciliation report for property categories between the MPRA, valuation roll and Municipal Tariffs was prepared and submitted with 10 working days after	R -	**Achieved**	N/A	N/A	N/A

KPA N0 4: Financial Viability (Budget & Treasury)																						
Sub-Result Area	Issue	Strategic Objective	Objective No.	Strategies	Baseline Information	Project to be Implemented	Output - KPI	KPI No.	KPI Weight	Means of Verification	Budget	Adjusted Budget	Budget Source		Preceding Year Performance 2023/2024		Actual Measurable Performance 2024/2025				Root Cause	Reason for Budget Variance	Remedial Action
													Internal	External	Annual Target	Actual Performance Non-Financial	Annual Target	Actual Performance Non-Financial	Actual Financial	Achieved / Not Achieved			
																		the end of each Quarter.					
				Promulgation of revenue policies and credit control policies into by-laws by June 2025	Revenue by laws that not promulgated on time	Promulgating of property rates policy and credit control policy	Number of gazetted policies	4.1.12	0,25	Promulgated property rates policy and credit control policy	R -	R -	N/A	N/A	2 Promulgated of property rates policy and credit control policy by 30 June 2024	Property Rates policy and credit control policies were promulgated and gazetted on the 28th of June 2024	2 Promulgated of property rates policy and credit control policy by 30 June 2025	01 Credit control and debt collection policy Promulgated and gazetted on the 17/02/2025 on gazette #536201 Property rates policy promulgated and gazetted 30 June 2025 gazette #5439	R -	**Achieved**	N/A	N/A	N/A
				Promulgation of the approved tariffs (gazetting) by June 2025	Gazetted property rates tariffs were advertised on East Griqualand News Paper	Promulgation of the approved tariffs (gazetting)	Number of gazetted approved property rates tariffs (gazetting)	4.1.13	0,25	Promulgated of the approved tariffs (gazetting)	R -	R -	N/A	N/A	1 Promulgated of the approved tariffs (gazetting) by 30 June 2024	Municipal approved tariffs for were promulgated and gazetted on the 28th of June 2024	1 Promulgated of the approved tariffs (gazetting) by 30 June 2025	01 Gazetted and promulgated 30 June 2025 gazette #5439	R 5 400,00	**Achieved**	N/A	N/A	N/A

KPA N0 4: Financial Viability (Budget & Treasury)																							
Sub-Result Area	Issue	Strategic Objective	Objective No.	Strategies	Baseline Information	Project to be Implemented	Output - KPI	KPI No.	KPI Weight	Means of Verification	Budget	Adjusted Budget	Budget Source		Preceding Year Performance 2023/2024		Actual Measurable Performance 2024/2025				Root Cause	Reason for Budget Variance	Remedial Action
													Internal	External	Annual Target	Actual Performance Non-Financial	Annual Target	Actual Performance Non-Financial	Actual Financial	Achieved / Not Achieved			
Expenditure Management	Invoices not submitted within 30 days of receipt for payment	To pay creditors within 30 days in compliance with the MFMA by June 2027	4,2	Enforcement of system descriptions and processes as per the Account payable policy by June 2025	All creditors for July to June presented for payment were paid within 30 days	Centralisation of submission of invoices per department	Percentage of Creditors paid within 30 days of receipt of a valid invoice	4.2.1	0,25	Invoice register and age analysis report	R -	R -	N/A	N/A	100% Creditors paid within 30 days of receipt of a valid invoice by June 2024	All creditors for July-June presented for payment were paid within 30 days	100% payment of presented acceptable invoices within 30 days from receipt of invoice by June 2025	100% (Creditors paid within 30 days of receipt of a valid invoice) by June 2025.	R -	**Achieved**	N/A	N/A	N/A
	Data strings that are submitted with incomplete information and month end procedures that are not performed on time	To achieve a clean audit by June 2027		Develop sound, strict and effective procedures for reporting by June 2025	12 monthly data strings to LG Portal and Reports were submitted not later than 10 working days after the end of each month for the past 12 months.	Implementing of month end procedures for 8 modules (cashiers, stores, creditors, cashbook, sundries, consumer debtor's and Asset)	Number of submitted monthly data strings no later than 10 working days after month end of each month	4.2.2	0,5	12 confirmations of submission from LG Portal not later than 10 working days after month end	R -	R -	N/A	N/A	Submitting monthly data strings and Reports not later than 10 working days after month end of each month by June 2024	12 monthly data strings to LG Portal submitted to LG portal within an average of 3 days	Submitted 12 monthly data strings not later than 10 working days after month end of each month by June 2025	Submitted 12 monthly data strings not later than 10 working days after month end of each month by June 2025	R -	**Achieved**	N/A	N/A	N/A
	Inaccurate and incomplete commitment register				12 monthly commitments registers were prepared and signed.	Monthly reviewal of commitment register by the 7th working day of each month	Number of monthly reviewed commitment register	4.2.3	0,5	12 signed commitment register	R -	R -	N/A	N/A	12 monthly reviewed commitment register by June 2024	12 monthly commitments registers were reviewed.	12 monthly Reviewed commitment register by June 2025	12 monthly Reviewed commitment register by June 2025	R -	**Achieved**	N/A	N/A	N/A

KPA N0 4: Financial Viability (Budget & Treasury)																							
Sub-Result Area	Issue	Strategic Objective	Objective No.	Strategies	Baseline Information	Project to be Implemented	Output - KPI	KPI No.	KPI Weight	Means of Verification	Budget	Adjusted Budget	Budget Source		Preceding Year Performance 2023/2024		Actual Measurable Performance 2024/2025				Root Cause	Reason for Budget Variance	Remedial Action
													Internal	External	Annual Target	Actual Performance Non-Financial	Annual Target	Actual Performance Non-Financial	Actual Financial	Achieved / Not Achieved			
	Creditors and grants with errors taking longer to identify and resolve			Performance of monthly conditional grants, creditors, retention and vat reconciliation by June 2025	12 months monthly Conditional grants,12 monthly creditors ,12 monthly retention and 12 monthly vat reconciliation were prepared and reviewed.	Monthly reviewal of conditional grants, creditors, retention and vat reconciliation by the 7th working day of each month	Number of monthly reviewed conditional grants, creditors, monthly retention and monthly vat reconciliation	4.2.4	0,5	12 Signed monthly Conditional grants, 12 monthly creditors ,12 monthly retention and 12 monthly vat reconciliations	R -	R -	N/A	N/A	12 monthly reviewed Conditional grants, 12 monthly creditors, 12 monthly retention and 12 monthly vat reconciliations by June 2024	12 monthly global creditors, 12 monthly retention, 12 monthly conditional grants and 12 monthly vat reconciliations were reviewed.	12 monthly reviewed Conditional grants, 12 monthly creditors, 12 monthly retention and 12 monthly vat reconciliations by June 2025	Reviewed 12 monthly Conditional grants, 12 monthly creditors, 12 monthly retention and 12 monthly vat reconciliations by June 2025.	R -	**Achieved**	N/A	N/A	N/A
	Payroll accounts with errors taking longer to identify and resolve			Performance of monthly payroll reconciliation by June 2025	12 months monthly payroll recons (July to June) were prepared and signed	Monthly reviewal of payroll reconciliation by the 7th working day of each month	Number of monthly reviewed payroll reconciliations	4.2.5	0,25	12 monthly payroll reconciliation	R -	R -	N/A	N/A	12 monthly reviewed payroll reconciliations by June 2024	12 months monthly payroll recons (July to June) were prepared and signed by June 2024.	12 Monthly Reviewed payroll reconciliation by June 2025	Reviewed 12 monthly payroll reconciliation by June 2025	R -	**Achieved**	N/A	N/A	N/A
	Outdated Policies	Annuall Review of sectional Policies by June 2027		Reviewing sectional policies by June 2025	Payables accounts policy was reviewed and presented to council	Reviewal and approval of accounts payable policy by council	Number of reviewed and approved policies	4.2.6	0,25	reviewed Accounts Payables Policy, resolution extract	R -	R -	N/A	N/A	1 Reviewed Accounts payables policy by June 2024	Accounts payables policy was reviewed and approved by council on the 20 May 2024.	1 Reviewed and Approved Accounts payables policy by June 2025	1 Accounts policy reviewed and approved by council on the 30 May 2025.	R -	**Achieved**	N/A	N/A	N/A

KPA N0 4: Financial Viability (Budget & Treasury)																							
Sub-Result Area	Issue	Strategic Objective	Objective No.	Strategies	Baseline Information	Project to be Implemented	Output - KPI	KPI No.	KPI Weight	Means of Verification	Budget	Adjusted Budget	Budget Source		Preceding Year Performance 2023/2024		Actual Measurable Performance 2024/2025				Root Cause	Reason for Budget Variance	Remedial Action
													Internal	External	Annual Target	Actual Performance Non-Financial	Annual Target	Actual Performance Non-Financial	Actual Financial	Achieved / Not Achieved			
	Compliance with laws and regulations	To ensure proper regulations of the municipal powers and functions by June 2027		Submission of circular 128 - OCPO spending data	Non-compliance with circular 128 requirement - OCPO spending data submission	Submission of Monthly Circular 128 reports - OCPO Spending Data	Number of submitted reports NT portal	4.2.7	0,25	proof of submission of circular 128 report - OCPO spending data to NT Portal	R -	R -	N/A	N/A			12 Submitted monthly circular 128 reports - OCPO Spending Data by June 2025	12 monthly OCPO Spending data has been submitted by June 2025.	R -	**Achieved**	N/A	N/A	N/A
SUPPLY CHAIN MANAGEMENT	No clear monitoring of the procurement plan	To have fully capacitated Supply Chain Management Personnel and effective procurement system by June 2027	4.3	By Monitoring and adherence to procurement plan by June 2025	12 monthly SCM Reports were prepared	Compiling of monthly monitoring of the procurement plan	Number of compiled monthly reports on the monitoring of the procurement plan.	4.3.1	0,25	Signed SCM reports reporting on procurement plan	R -	R -	N/A	N/A	12 monthly reports on the monitoring of the procurement plan by June 2024	12 monthly reports on the monitoring of the procurement plan.	12 Reports Compiled on the monitoring of the procurement plan by June 2025	12 SCM reports compiled on monitoring of the Procurement Plan by June 2025.	R -	**Achieved**	N/A	N/A	N/A
	The municipality needs to comply with all statutory training requirement	To have fully capacitated Supply Chain Management Personnel by June 2027		Training of Supply Chain Management Personnel and communication of all updates on SCM matters by June 2025	4 SCM Officials were trained on SCM modules by Munsoft	Training SCM officials on Munsoft or SCM Regulations	Number of trained SCM personnel	4.3.2	0,25	Attendance register, concept document	R 30 000,00	R 30 000,00	R 30 000,00	N/A	2 SCM officials trained on Munsoft and SCM regulations by 30 June 2024.	3 SCM officials trained on Munsoft system and SCM Regulations.	4 SCM officials trained on Munsoft system or SCM regulations by 30 June 2025.	6 SCM Officials trained on SCM & Procurement on the 10th and 11th of November	32 400,00	**Achieved**	N/A	N/A	N/A
					No training Conducted on Contract Management	Training of SCM staff on Contract Management	Number of trained SCM personnel on Contract Management	4.3.3	0,25	Signed Concept Document, Attendance Register	R 70 000,00	R 70 000,00	R 70 000,00	N/A	02 SCM Officers trained to PPPFA regulations	2 SCM officers Virtually trained on PPPFA Regulations (SCM and	3 SCM staff trained on Contract Management by June 2025	5 SCM officials attended Contract Management trainin	R 55 650,00	**Achieved**	N/A	N/A	N/A

KPA N0 4: Financial Viability (Budget & Treasury)																							
Sub-Result Area	Issue	Strategic Objective	Objective No.	Strategies	Baseline Information	Project to be Implemented	Output - KPI	KPI No.	KPI Weight	Means of Verification	Budget	Adjusted Budget	Budget Source		Preceding Year Performance 2023/2024		Actual Measurable Performance 2024/2025				Root Cause	Reason for Budget Variance	Remedial Action
													Internal	External	Annual Target	Actual Performance Non-Financial	Annual Target	Actual Performance Non-Financial	Actual Financial	Achieved / Not Achieved			
															by June 2024.	Asset Management Forum attended).		g on the 26th , 27th and 28th May 2025 virtually.					
	Inadequate contract management processes	To have an effective contract management system by June 2027		To develop contract management mechanisms for all BTO contracts	Non-compliance with s116 of the MFMA	Monthly meetings conducted with service provider for all BTO contracts.	Number of monitoring meetings conducted for all BTO contracts	4.3.4	0,25	12 Monthly monitoring reports and 12 attendance registers	R -	R -	N/A	N/A	12 monthly monitoring reports for all extended BTO contracts by 30 June 2024	Only insurance and Debt Collection Contracts were monitored Six(6) reports were prepared during by June reporting on the performance of the extended contract.	12 Monitoring meetings Conducted with service providers for all Budget and Treasury contracts by 30 June 2025	12 Monitoring meetings were conducted with service providers for all Budget and Treasury contracts by 30 June 2025	R -	**Achieved**	N/A	N/A	N/A
	Outdated and expired supplier Information	To have a fair competitive bidding processes in all municipal thresholds by June 2027		Calling of all suppliers to update information by June 2025	Supplier database with bidders information updated.	Annual update of the supplier database	Number of suppliers updated information	4.3.5	0,25	Advertisement and Munsoft audit trail	R -	R -	N/A	N/A	300 Supplier database updated information by June 2024	The call for suppliers to update their information was publicised on the municipal website. 438 Supplier information was	400 Supplier database updated information by 30 June 2025	444 Supplier information that was updated by June 2025.	R -	**Achieved**	N/A	N/A	N/A

KPA N0 4: Financial Viability (Budget & Treasury)																						
Sub-Result Area	Issue	Strategic Objective	Objective No.	Strategies	Baseline Information	Project to be Implemented	Output - KPI	KPI No.	KPI Weight	Means of Verification	Budget	Adjusted Budget	Budget Source		Preceding Year Performance 2023/2024		Actual Measurable Performance 2024/2025				Root Cause	Reason for Budget Variance	Remedial Action
													Internal	External	Annual Target	Actual Performance Non-Financial	Annual Target	Actual Performance Non-Financial	Actual Financial	Achieved / Not Achieved			
																updated.							
	no schedule of bid committee sittings			Developing mechanisms to monitor sitting of bid committees by June 2025	No Monitoring mechanism to ensure Bids are Awarded within the Validity period	Schedule of sitting of bid committees	Number of Schedule of bid committee sittings with confirmed dates	4.3.6	0,25	Signed schedule of bid specification committees, Appointment letter and attendance registers	R -	R -	N/A	N/A			1 Signed Schedule of Bid Specification committee sittings ensuring each bid is concluded within 7 days after the appointment by June 2025	4 schedule of bid specification committees were signed by June 2025.	R -	**Achieved**	N/A	N/A	N/A
								4.3.7		Signed schedule of Sittings, Closing Register and attendance registers	R -	R -	N/A	N/A			1 Signed schedule of Bid Evaluation committee sittings ensuring each bid is evaluated within 30 days after tender closing by June 2025	4 Signed schedule of Bid Evaluation committee sittings ensuring each bid is evaluated within 30 days after tender closing by June 2025	R -	**Achieved**	N/A	N/A	N/A

KPA N0 4: Financial Viability (Budget & Treasury)																								
Sub-Result Area	Issue	Strategic Objective	Objective No.	Strategies	Baseline Information	Project to be Implemented	Output - KPI	KPI No.	KPI Weight	Means of Verification	Budget	Adjusted Budget	Budget Source		Preceding Year Performance 2023/2024		Actual Measurable Performance 2024/2025				Root Cause	Reason for Budget Variance	Remedial Action
													Internal	External	Annual Target	Actual Performance Non-Financial	Annual Target	Actual Performance Non-Financial	Actual Financial	Achieved / Not Achieved			
								4.3.8		Signed schedule of Sittings, Closing Register and attendance registers	R -	R -	N/A	N/A	12 Schedule of Bid committee sittings and 36 Seated bid committees ensuring each bid is concluded within 60 days of the tender closing by June 2024	12 scheduled for bid committee seating were developed and signed. 2. 67 seated bid committees.	1 Signed Schedule of Bid Evaluation committee sittings ensuring each bid is adjudicated within 60 days after tender closing by June 2025	4 Signed Schedule of Bid Evaluation committee sittings ensuring each bid is adjudicated within 60 days after tender closing by June 2025	R -	**Achieved**	N/A	N/A	N/A
	inadequate contract management processes	To have valid and closely monitored municipal contracts by June 2027		Review of all existing contracts by June 20275	Contract registers approved at year end	Reviewal of Contract registers monthly	Number of contract registers reviewed	4.3.7	0,25	12 monthly reviewed contract registers	R -	R -	N/A	N/A	12 monthly contract registers reviewed by June 2024	12 monthly contract registers reviewed.	12 Contract registers reviewed by June 2025	12 monthly Contract registers were reviewed by June 2025	R -	**Achieved**	N/A	N/A	N/A
	Outdated Policies	Annually Review of sectional Policies by June 2027		Reviewing sectional policies by June 2025	Sectional policies reviewed annually	Review of existing sectional policies and approval by the council.	Number of reviewed and approved sectional policies	4.3.8	0,25	Reviewed and approved Supply Chain Management Policy, Contract Management Policy,	R -	R -	N/A	N/A	3 reviewed SCM policies by June 2024	Supply Chain Management Policy, Contract Management Policy, Cost Containment	04 Reviewed and Approved of Supply Chain Management Policy, Contract Management	04 Reviewed and Approved of Supply Chain Management Policy, Contract	R -	**Achieved**	N/A	N/A	N/A

KPA N0 4: Financial Viability (Budget & Treasury)																							
Sub-Result Area	Issue	Strategic Objective	Objective No.	Strategies	Baseline Information	Project to be Implemented	Output - KPI	KPI No.	KPI Weight	Means of Verification	Budget	Adjusted Budget	Budget Source		Preceding Year Performance 2023/2024		Actual Measurable Performance 2024/2025				Root Cause	Reason for Budget Variance	Remedial Action
													Internal	External	Annual Target	Actual Performance Non-Financial	Annual Target	Actual Performance Non-Financial	Actual Financial	Achieved / Not Achieved			
										Cost Containment Policy and Framework for Infrastructure Development Management Policy, resolution extract						Policy were reviewed and approved by council 20 May 2024.	Policy, Cost Containment Policy and Framework for Infrastructure Development Management Policy by June 2025	Management Policy, Cost Containment Policy and Framework for Infrastructure Development Management Policy on the 30 May 2025. June 2025					
Assets and Stores Management	Financial statements with non-compliance with laws	To achieve a clean audit by June 2027	4,4	To have an accurate GRAP compliant Asset Register by June 2025	Accurate and complete Fixed Assets Register as at 30 June 2023 with no Audit Findings	Reviewal and Approval of monthly reconciliations between FAR and GL within 5 working days after month closure.	Number of reconciliations reviewed and approved.	4.4.1	0,5	12 monthly asset reconciliations	R -	R -	N/A	N/A	12 Reviewed and approved Assets reconciliations by June 2024	12 Reviewed and approved Assets reconciliations.	12 Reviewed and approved Assets reconciliations by 30 June 2025	12 Reviewed and approved Assets reconciliations by 30 June 2025	R -	**Achieved**	N/A	N/A	N/A
					Asset management module which has differences with the submitted asset register for audit	Annual update of the Asset management module to achieve alignment with the institutional asset register.	% of alignment between the asset register and the asset management module	4.4.2	0,25	Progress reports, Signed Reconciliation between the asset register and the asset management module	R -	R -	N/A	N/A			100% alignment of Asset management register that is reconciled to the Asset management module as at 30	100% alignment for Asset management register that reconciles to the asset module was done.	R -	**Achieved**	N/A	N/A	N/A

KPA N0 4: Financial Viability (Budget & Treasury)																							
Sub-Result Area	Issue	Strategic Objective	Objective No.	Strategies	Baseline Information	Project to be Implemented	Output - KPI	KPI No.	KPI Weight	Means of Verification	Budget	Adjusted Budget	Budget Source		Preceding Year Performance 2023/2024		Actual Measurable Performance 2024/2025				Root Cause	Reason for Budget Variance	Remedial Action
													Internal	External	Annual Target	Actual Performance Non-Financial	Annual Target	Actual Performance Non-Financial	Actual Financial	Achieved / Not Achieved			
																	June 2025						
					GRAP Compliant asset register as at 30 June 2024	Reviewal and submission of the GRAP compliant fixed asset register	Number of reviewed and submitted GRAP compliant fixed asset register	4.4.3	0,25	Signed GRAP compliant Fixed asset register, Proof of submission to AG, RFI register	R 2 917 164,00	R 3 017 164,00	R 2 077 156,00	R 940 008,00	Submission of GRAP compliant asset register to AG by June 2024	GRAP Compliant Asset Register was submitted to AG by 31st August 2023.	Reviewed and Submitted 01 GRAP compliant asset register to AG by June 2025	1 GRAP compliant fixed asset register was reviewed and submitted to the AG on 31st August 2024	R 2 918 983,77	**Achieved**	N/A	N/A	N/A
				All assets recorded in the FAR do exist and valuated accurately by June 2025	Approved Assets Verification Report as at 30 June 2024	Quarterly performance of Assets verification process before the end of the following month after the end of the quarter.	Number of reviewed and approved quarterly Assets Verification Reports	4.4.4	0,25	4 Assets Verification Reports	R -	R -	N/A	N/A	4 Reviewed and approved Assets Verification Reports by June 2024	4 Reviewed and approved Assets Verification Reports.	4 Reviewed and approved Assets Verification Reports by June 2025	4 asset verification report reviewed and approved.	R -	**Achieved**	N/A	N/A	N/A
				Basis and assumptions on which assets are accounted for to be well documented and approved by June 2025	Audited PPE methodology with no audit findings.	Preparation and approval of a PPE (movable assets) Methodology	Number of Approved PPE (movable assets) Methodology	4.4.5	0,5	PPE (movable assets) methodology signed and approved by CFO	R -	R -	N/A	N/A	01 Reviewed and approved PPE Methodology by 30 June 2024	01 PPE (movable assets) methodology signed and approved by CFO.	01 Reviewed and approved PPE Methodology by June 2025	The PPE (movable assets) methodology was reviewed and approved by the CFO.	R -	**Achieved**	N/A	N/A	N/A

KPA N0 4: Financial Viability (Budget & Treasury)																							
Sub-Result Area	Issue	Strategic Objective	Objective No.	Strategies	Baseline Information	Project to be Implemented	Output - KPI	KPI No.	KPI Weight	Means of Verification	Budget	Adjusted Budget	Budget Source		Preceding Year Performance 2023/2024		Actual Measurable Performance 2024/2025				Root Cause	Reason for Budget Variance	Remedial Action
													Internal	External	Annual Target	Actual Performance Non-Financial	Annual Target	Actual Performance Non-Financial	Actual Financial	Achieved / Not Achieved			
				Monthly update on inventory movements by June 2025	Inventory report and listing as at 30 June 2024	Reviewal and Approval of monthly Inventory reconciliations within 5 working days after month closure.	Number of Reviewed and approved Inventory reconciliations	4.4.6	0,25	12 Inventory reconciliations	R -	R -	N/A	N/A	12 Reviewed and approved Inventory reconciliations by June 2024	12 Reviewed and approved Inventory reconciliations.	12 Reviewed and approved Inventory reconciliations by June 2025	12 inventory reconciliations reviewed and approved by June 2025.	R -	**Achieved**	N/A	N/A	N/A
				Inventory updates once every quarter by June 2025	Approved Inventory Count report	Quarterly performance of Inventory count process before the end of the following month after the end of the quarter.	Number of Reviewed and approved Inventory Count with Reports	4.4.7	0,25	4 Reviewed and signed Inventory Count Reports	R -	R -	N/A	N/A	4 Performed, Reviewed and approved Inventory Count Reports by June 2024	4 Performed, Reviewed and approved Inventory Count Reports.	4 Reviewed and approved Inventory Count Reports by June 2025	4 Inventory count performed, reviewed and approved by June 2025.	R -	**Achieved**	N/A	N/A	N/A
	Municipality that doesn't have stationery to support daily operations as and when needed.	To ensure that municipality has stationery available when needed by June 2025		Valid contract for provision of municipal stationery	Municipality have an existing contract for 12months	Supply of stationery for municipal operations	% supply of required stationery for municipal operations	4.4.8	0,25	Stock request forms, delivery notes, Authorised Stock issue form	R 1 760 000,00	R 2 160 000,00	R 2 160 000,00	N/A	100% supply of required stationery for municipal operations by June 2024	100% supply of required stationery for municipal operations	100% supply of required stationery for municipal operations by June 2025	100% supply of required stationery for municipal operations by June 2025	R 1 247 582,04	**Achieved**	N/A	N/A	N/A
	Outdated Asset and Inventory Management Policies	Review of Asset and Inventory Management Policies by June 2025		Annual review Asset and Inventory Management Policies by June 2025	Reviewed and approved Asset and Inventory Management Policies for	Reviewal of existing Asset and Inventory Management Policies	Number of Asset and Inventory Management Policies review	4.4.9	0,25	reviewed Assets and Inventory Management Policies, council resolution extract	R -	R -	N/A	N/A	2 Asset and Inventory management policies review	1 Asset and 1 inventory Management policy was reviewed and approve	1 Asset and 1 Inventory Management Policies reviewed and approved by 30	1 Asset and 1 Inventory Management Policies reviewed and	R -	**Achieved**	N/A	N/A	N/A

KPA N0 4: Financial Viability (Budget & Treasury)																							
Sub-Result Area	Issue	Strategic Objective	Objective No.	Strategies	Baseline Information	Project to be Implemented	Output - KPI	KPI No.	KPI Weight	Means of Verification	Budget	Adjusted Budget	Budget Source		Preceding Year Performance 2023/2024		Actual Measurable Performance 2024/2025				Root Cause	Reason for Budget Variance	Remedial Action
													Internal	External	Annual Target	Actual Performance Non-Financial	Annual Target	Actual Performance Non-Financial	Actual Financial	Achieved / Not Achieved			
					2023/24 financial year.		ed and approved.								ed and approved by council by 30 June 2024	d by council on the 20 May 2024.	June 2025	approved on the 30 May 2025.					
	All council assets need to be fully insured to ensure going concern assumption of the municipality is not at risk.	Compliance with the requirements of MFMA section 63 by June 2025		Reviewal of an effective Asset Management Plan by June 2025	Reviewed and approved Asset Management Plan	Reviewal of Asset Management Plan	Number of Reviewed Asset Management Plan	4.4.10	0,5	Reviewed and signed Assets Management Plan	R -	R -	N/A	N/A	1 Reviewed and signed Asset Management Plan by 30 June 2024	1 Asset Management Plan Reviewed and signed.	1 Reviewed and signed Asset Management Plan by 30 June 2025	1 Asset management plan was reviewed and signed by June 2025.	R -	**Achieved**	N/A	N/A	N/A
Financial Reporting	Financial statements with non-compliance with laws	To compile Annual Financial Statements that comply with all requirements by June 2027	4,5	Develop sound, strict and effective procedures for the compilation of AFS by June 2025	Audited Annual Financial Statements for 2022/23 with no compliance findings	Development and approval of processes and procedures for compilation of Compliant annual financial statements.	Credible Annual and Interim Financial Statements submitted	4.5.1	0,5	Interim Financial statements, annual financial statements	R -	R -	N/A	N/A	Credible and fully compliant Annual Financial Statements submitted by 30 June 2024	The AFS plan was monitored on a weekly basis. The roll forward of AFS was done during the period of preparing the 2022/23 Financial statements. The Casewere licence has been	Credible and fully compliant Annual and Interim Financial Statements submitted by 30 June 2025	Credible and fully compliant 2023/24 Annual financial statements were submitted to Auditor General by 31 August 2024. Credible Fully compliant 2024/25 Interim Financial	R -	**Achieved**	N/A	N/A	N/A

KPA N0 4: Financial Viability (Budget & Treasury)																							
Sub-Result Area	Issue	Strategic Objective	Objective No.	Strategies	Baseline Information	Project to be Implemented	Output - KPI	KPI No.	KPI Weight	Means of Verification	Budget	Adjusted Budget	Budget Source		Preceding Year Performance 2023/2024		Actual Measurable Performance 2024/2025				Root Cause	Reason for Budget Variance	Remedial Action
													Internal	External	Annual Target	Actual Performance Non-Financial	Annual Target	Actual Performance Non-Financial	Actual Financial	Achieved / Not Achieved			
																renewed and paid		Statement were prepared and submitted to the CFO					
		To achieve a clean audit by June 2027		Manage audit and ensure audit readiness by June 2025	Audited Annual Financial Statements for 2022/23 with no compliance findings	Manage the external audit by the office of the Auditor General to ensure smooth running	Number of milestones taken to manage external audit and ensure audit readiness to achieve clean audit opinion	4.5.2	0,25	Proof of submission to AG, COAF register, Audit Action Plan, updated Audit Action Plan	R 5 743 904 ,40	R 5 743 904, 40	R 5 743 904 ,40	N/A	Manage the external audit and ensure audit readiness to achieve clean audit opinion as at 30 June 2024	2022/23 Annual financial statements were submitted to AG by the 31 August 2023. AG issued 70 RFI and were responded to within an average of 3 days and 25 COAF all of them were responded within 5 days. The Audit Action planned was developed and a tabled to council for	04 Milestones taken to manage the external audit and ensure audit readiness to achieve clean audit opinion as at 30 June 2025	04 Milestone taken: 1. 2023/24 Annual financial statements were submitted to AG by the 31 August 2024. 2.AG queries were responded to, 70 RFI's and 20 COAF's were submitted on time. 3.The Audit action plan was developed, is being implemented and monito	R 5 743 904, 40	**Achieved**	N/A	N/A	N/A

KPA N0 4: Financial Viability (Budget & Treasury)																							
Sub-Result Area	Issue	Strategic Objective	Objective No.	Strategies	Baseline Information	Project to be Implemented	Output - KPI	KPI No.	KPI Weight	Means of Verification	Budget	Adjusted Budget	Budget Source		Preceding Year Performance 2023/2024		Actual Measurable Performance 2024/2025				Root Cause	Reason for Budget Variance	Remedial Action
													Internal	External	Annual Target	Actual Performance Non-Financial	Annual Target	Actual Performance Non-Financial	Actual Financial	Achieved / Not Achieved			
																approval. It has been shared with departments to report progress on their standing committees. The Audit Action plan was also loaded on FMCMM for all relevant officials to have an access on it. The audit action plan have been updated as per the committed target date by all relevant officials.		red on monthly basis via departmental standing committees 4. The Audit action plan is being implemented and monitored on monthly basis via departmental standing committees.					

KPA N0 4: Financial Viability (Budget & Treasury)																							
Sub-Result Area	Issue	Strategic Objective	Objective No.	Strategies	Baseline Information	Project to be Implemented	Output - KPI	KPI No.	KPI Weight	Means of Verification	Budget	Adjusted Budget	Budget Source		Preceding Year Performance 2023/2024		Actual Measurable Performance 2024/2025				Root Cause	Reason for Budget Variance	Remedial Action
													Internal	External	Annual Target	Actual Performance Non-Financial	Annual Target	Actual Performance Non-Financial	Actual Financial	Achieved / Not Achieved			
				Performance of Monthly bank reconciliations by June 2025	12 Reviewed bank reconciliations.	Performance of monthly reconciliations by the 7th working day of each month	Number of Reviewed bank reconciliations	4.5.3	0,25	12 Signed monthly Bank Reconciliation	R -	R -	N/A	N/A	12 Reviewed bank reconciliations by June 2024	12 Reviewed bank reconciliations.	12 Reviewed bank reconciliations by June 2025	12 monthly Bank Reconciliation were reviewed by June 2025.	R -	**Achieved**	N/A	N/A	N/A
		Adhere to compliance to Municipal budget and reporting requirements by June 2027		Preparation and submission of all in-year statutory reports which is section 71,52d and 72 of the MFMA and FMG monthly and quarterly Reports by June 2025	s71 Reports submitted.	Submission of s71 Report not later than 10 working day of each month	Number of signed s71 Reports and monthly FMG report submitted	4.5.4	0,5	Proof of submission of 12 signed s71 Report and 12 signed FMG report	R -	R -	N/A	N/A	Submission of 12 signed s71 Reports by 30 June 2024	Submission of 12 signed s71 and 12-month FMG Reports.	Submitted 12 signed s71 and FMG Reports by 30 June 2025	12 s71 Reports and 12 monthly FMG reports were submitted by June 2025.	R -	**Achieved**	N/A	N/A	N/A
					s52d reports submitted.	Submission of s52d reports within 30 days of the end of each quarter	Number of signed s52d and quarterly FMG Reports submitted	4.5.5	0,25	Proof of submission of 4 Signed s52 Reports and 4 FMG Quarterly Reports	R -	R -	N/A	N/A	Submission of 04 signed s52d Reports by 30 June 2024	Submitted 04 signed s52d Reports.	Submitted 04 signed s52d Reports by 30 June 2025	4 s52d Report submitted and 4 FMG Quarterly report by June 2025.	R -	**Achieved**	N/A	N/A	N/A
					s72 reports submitted.	Submission of the s72 report	Number of submitted s72 Report	4.5.6	0,5	Proof of submission s72 Report	R -	R -	N/A	N/A	Submitted1 s72 Report (Mid-Year assessment Report) by 25 January 2024	Submitted1 s72 Report (Mid-Year assessment Report) by 25 January 2024.	Submitted 1 signed s72 Report (Mid-Year assessment Report) by 25 June 2025	1 signed s72 Report (Mid-Year assessment Report) was submitted by 25 June 2025	R0,00	**Achieved**	N/A	N/A	N/A

KPA N0 4: Financial Viability (Budget & Treasury)																						
Sub-Result Area	Issue	Strategic Objective	Objective No.	Strategies	Baseline Information	Project to be Implemented	Output - KPI	KPI No.	KPI Weight	Means of Verification	Budget	Adjusted Budget	Budget Source		Preceding Year Performance 2023/2024		Actual Measurable Performance 2024/2025				Root Cause	Reason for Budget Variance	Remedial Action
													Internal	External	Annual Target	Actual Performance Non-Financial	Annual Target	Actual Performance Non-Financial	Actual Financial	Achieved / Not Achieved			
					Recruitment of new interns	Training of newly appointed financial management Interns and finance officials to meet minimum competency requirements	Number of trained financial management interns and finance staff to meet minimum competency requirements	4.5.7	0,25	attendance register Proof of registration of 1 intern and Attendance register	R 106 000,00	R 90 000,00	N/A	R 90 000,00	Enrolling 3 financial management interns to meet minimum competency requirements and training provided by June 2024	Three (3) financial management interns were enrolled and attended training for minimum competency.	4 Trained financial management interns to meet minimum competency requirements by June 2025	3 Financial management interns trained to meet minimum competency requirement in July 2024. 1 Intern enrolled and attending training to meet minimum competency requirement in March 2025.	R 112 557,00	**Achieved**	N/A	The Virement was done to cover the gap on the initial budget	N/A
Budgeting	The municipality needs to comply with all statutory budgeting and reporting requirements	To timely produce budgets in line with the National Treasury guidelines and regulations by June 2027	4,6	Develop and monitor processes to ensure timely preparation, adoption and publication of credible municipal budgets by June 2025	Adjustments budget approved by 28 February 2024 and draft budget approved by 31 March 2024; final budget approved 31	Compile three budgets to be approved by council	Number of Approved budgets	4.6.1	0,5	Signed Adjustment budget 24024/25; Signed Draft budget 25/26; Signed Approved 25/26 Final Budget and Signed Council	R -	R -	N/A	N/A	Approved Adjustment, Draft and Final Budget by June 2024	Adjustment budget for 2023/24 was adopted by council on the 27 February 2024. The Draft budget was tabled	1 Approved adjusted budget, 1 Draft Budget and 1 Approved budget for 2025/26 by 30 June 2025	1 Adjustment budget was prepared and approved by council on the 27th February 2025 1 Draft budget and	-	**Achieved**	N/A	N/A	N/A

KPA N0 4: Financial Viability (Budget & Treasury)																						
Sub-Result Area	Issue	Strategic Objective	Objective No.	Strategies	Baseline Information	Project to be Implemented	Output - KPI	KPI No.	KPI Weight	Means of Verification	Budget	Adjusted Budget	Budget Source		Preceding Year Performance 2023/2024		Actual Measurable Performance 2024/2025				Root Cause	Reason for Budget Variance	Remedial Action
													Internal	External	Annual Target	Actual Performance Non-Financial	Annual Target	Actual Performance Non-Financial	Actual Financial	Achieved / Not Achieved			
					May 2024					resolutions						to council on the 27 March 2024		prepared and approved by council on the 27th March 2025, and 1 Final budget approved on the 31 May 2025					
					Publication of all budgets approved by council	Publication of approved budgets	Number of publicized approved budgets	4.6.2	0,25	3 published adverts	R 68 304,00	R 68 304,00	R 68 304,00	N/A	Publication of Adjustment, Draft and Final Budget by June 2024	The adjusted budget was published on the 1 March 2024.The draft budget was published on the 29 March and Final budget was published on one local newspaper on the 24 May 2024.	Publication of Adjustment, Draft and Final Budget by 30 June 2025	1 Adjustment budget was advertised on 1 local newspaper. 1 Draft budget advertised on 1 local newspaper and 1 Final budget.	16 500,00	**Achieved**	N/A	N/A	N/A
	Outdated Policies	Annually Review of sectional Policies by June 2027		Reviewing sectional policies by June 2025	Sectional policies that are reviewed annually	Review of existing sectional policies and adoption by council	Number of reviewed sectional	4.6.3	0,5	Reviewed policy, resolution extract	R -	R -	N/A	N/A	1 IDP & Budget policy reviewed	1 IDP & Budget policy was reviewed and tabled	1 IDP and Budget policy reviewed and adopted	1 IDP and Budget policy reviewed and adopte	-	**Achieved**	N/A	N/A	N/A

KPA N0 4: Financial Viability (Budget & Treasury)																							
Sub-Result Area	Issue	Strategic Objective	Objective No.	Strategies	Baseline Information	Project to be Implemented	Output - KPI	KPI No.	KPI Weight	Means of Verification	Budget	Adjusted Budget	Budget Source		Preceding Year Performance 2023/2024		Actual Measurable Performance 2024/2025				Root Cause	Reason for Budget Variance	Remedial Action
													Internal	External	Annual Target	Actual Performance Non-Financial	Annual Target	Actual Performance Non-Financial	Actual Financial	Achieved / Not Achieved			
							policies								and adopted by 30 June 2024	to council for adoption on the 20 May 2024.	by 30 June 2025	d by 30 June 2025					

KPA N0 5: Good Governance & Public Participation (Municipal Manager's Office)																							
Sub-Result	Issue	Strategic Objective	Objective No.	Strategies	Baseline Information	Project to be Implemented	Output - KPI	KPI No.	KPI Weight	Means of Verification	Budget	Adjusted Budget	Budget Source		Preceding year Performance 2023/2024		Actual Measurable Performance 2024/2025				Root Cause	Reason for Budget variance	Remedial Action
													Internal	External	Annual Target	Actual performance	Annual Target	Actual Performance Non-Financial	Actual Financial	Achieved / Not Achieved			
Integrated Development Planning	to comply with section 32 of the Municipal Systems Act	To ensure development of credible (accredited by MEC, NT) IDP review s-aligned with PMS & Budget by June 2027 Achieved through IDP process plan by	5.1	By developing an IDP process plan, by conducting public participation process. By ensuring alignment of budget to the IDP by June 2025	An assessed credible IDP document adopted by council in May 2023	Development of an IDP and 4 annual reviews adopted by the Council	2024/25 IDP review adopted by Council	5.1.1	0,5	Council resolution on adoption of IDP Process Plan for 2025/26 review. Mayoral Imbizo Comments & attendance registers. Council resolution on adoption of draft IDP review for 2025/2026.	R1 336 848,00	R1 716 848,00	R1 466 848,00	R 250 000,00	Council approved IDP review for 2024/25 by June 2024	IDP, PMS and Budget process plan was developed and adopted by Council on the 30th August 2023 and was publicised to stakeholders. Mayoral Imbizo campaigns were conducted, to give feedback on implementation of 2023/24 IDP, on the 31st	2025/26 IDP review adopted by Council by end June 2025	2025-26 IDP, PMS and Budget process plan was developed and adopted by Council on the 29th August 2024 and was publicised to stakeholders in the form IGR and IDP Rep Forum. Mayora	R1 232 578,00	**Achieved**	N/A	N/A	N/A

KPA N0 5: Good Governance & Public Participation (Municipal Manager's Office)																							
Sub-Result	Issue	Strategic Objective	Objective No.	Strategies	Baseline Information	Project to be Implemented	Output - KPI	KPI No.	KPI Weight	Means of Verification	Budget	Adjusted Budget	Budget Source		Preceding year Performance 2023/2024		Actual Measurable Performance 2024/2025				Root Cause	Reason for Budget variance	Remedial Action
													Internal	External	Annual Target	Actual performance	Annual Target	Actual Performance Non-Financial	Actual Financial	Achieved / Not Achieved			
		June 2027								Council resolution on Adoption of final IDP review for 2025 / 2026						October - 06 November 2023. Draft IDP was noted by Council on the 27th March 2024 and was publicized for public comments, IDP & Budget roadshows were conducted on the 18th April - 06th May 2024. Final IDP for 2024/25 was approved by council on the 20th May 2024 and it was submitted to CoGTA, Provincial Treasury and uploaded in the municipal website for public access.		l Imbizo campaigns were conducted, to give feedback on implementation of 2024/25 IDP, on the 05 - 18 November 2024. Draft IDP was noted by Council on the 31st March 2025 and was publicized for public comments, IDP & Budget roadshows were conducted on the 22nd April - 07th May 2025. Final IDP for 2025/26 was					

KPA N0 5: Good Governance & Public Participation (Municipal Manager's Office)																							
Sub-Result	**Issue**	**Strategic Objective**	**Objective No.**	**Strategies**	**Baseline Information**	**Project to be Implemented**	**Output - KPI**	**KPI No.**	**KPI Weight**	**Means of Verification**	**Budget**	**Adjusted Budget**	**Budget Source**		**Preceding year Performance 2023/2024**		**Actual Measurable Performance 2024/2025**				**Root Cause**	**Reason for Budget variance**	**Remedial Action**
													Internal	**External**	**Annual Target**	**Actual performance**	**Annual Target**	**Actual Performance Non-Financial**	**Actual Financial**	**Achieved / Not Achieved**			
																		approved by council on the 30th May 2025 and it was submitted to CoGTA, Provincial Treasury and uploaded in the municipal website for public viewing.					
Performance Management Systems	To comply with Performance planning, implementation, monitoring and reporting regulations	To ensure compliance with laws and regulations and ensure a culture of accountability, performance excellence & monitoring by June 2027	5.2	By Facilitating and monitoring periodic reporting by June 2025	4 Quarterly Performance Reports tabled to council and its structures	4 Quarterly performance reports tabled to council and its structures for consideration	Number of Quarterly performance reports tabled to council and its structures for consideration	5.2.1	0,5	reports, resolution extract	R752 460,00	R1 027 008,00	R1 027 008,00	N/A	4 Quarterly Performance Reports tabled to Council and its structures for consideration for the 2023/24 Financial Year by June 2024	The 4th Quarter Performance Report 2023/24 was compiled and tabled to council for consideration on 02 August 2023. Quarter 1 Performance report was compiled and tabled to council for consideration on 30	4 Quarterly Performance Reports tabled to Council and its structures for consideration for the 2024/25 Financial Year by June 2025	The 4th Quarter Performance Report 2023/24 was compiled and tabled to council for consideration on 26 July 2024. Quarter 1 Performance report was	R612 404,52	**Achieved**	N/A	N/A	N/A

KPA N0 5: Good Governance & Public Participation (Municipal Manager's Office)																							
Sub-Result	Issue	Strategic Objective	Objective No.	Strategies	Baseline Information	Project to be Implemented	Output - KPI	KPI No.	KPI Weight	Means of Verification	Budget	Adjusted Budget	Budget Source		Preceding year Performance 2023/2024		Actual Measurable Performance 2024/2025				Root Cause	Reason for Budget variance	Remedial Action
													Internal	External	Annual Target	Actual performance	Annual Target	Actual Performance Non-Financial	Actual Financial	Achieved / Not Achieved			
																October 2023. Mid-Year Performance Report for 2023/24 was compiled and tabled to council for consideration on 30 January 2024. Quarter 3 Performance Report was compiled and tabled to council for consideration on 30 April 2024.		compiled and tabled to council for consideration on 30 October 2024. Mid-Year Performance Report for 2024/25 was compiled and tabled to council for consideration on 30 January 2025. Quarter 3 Performance Report was compiled and tabled to council for consideration on 30 April 2025.					
				By facilitating	2 performance	Two performance	Number of perfor	5.2.2	0,25	Signed self-assess	R0,00	R0,00	N/A	N/A	Two Performance	1 Formal performance	Two Performance	Two Formal perform	R0,00	**Achieved**	N/A	N/A	N/A

KPA N0 5: Good Governance & Public Participation (Municipal Manager's Office)																							
Sub-Result	Issue	Strategic Objective	Objective No.	Strategies	Baseline Information	Project to be Implemented	Output - KPI	KPI No.	KPI Weight	Means of Verification	Budget	Adjusted Budget	Budget Source		Preceding year Performance 2023/2024		Actual Measurable Performance 2024/2025				Root Cause	Reason for Budget variance	Remedial Action
													Internal	External	Annual Target	Actual performance	Annual Target	Actual Performance Non-Financial	Actual Financial	Achieved / Not Achieved			
				formal performance assessments by June 2025	assessments	assessments conducted	mance assessments conducted			ment sheets, assessment report Invite and Attendance register					Assessments conducted by June 2024	assessment for S56 managers was conducted on 7th December 2023 and MM on the 20th December 2023. 1 Informal Mid-year Performance assessment for 2023/24FY was conducted on 31 January 2024 by MM and all senior managers.	Assessments conducted by June 2025	ance assessment for S56 managers were conducted as follows **1.** Formal Annual Performance assessment for 2023/24FY conducted on 3rd and 9th December 2024 **2.** Informal Mid-year Performance assessments for 2024/25FY were conducted on 31 January 2025 by MM and all senior managers.					

KPA N0 5: Good Governance & Public Participation (Municipal Manager's Office)																							
Sub-Result	Issue	Strategic Objective	Objective No.	Strategies	Baseline Information	Project to be Implemented	Output - KPI	KPI No.	KPI Weight	Means of Verification	Budget	Adjusted Budget	Budget Source		Preceding year Performance 2023/2024		Actual Measurable Performance 2024/2025				Root Cause	Reason for Budget variance	Remedial Action
													Internal	External	Annual Target	Actual performance	Annual Target	Actual Performance Non-Financial	Actual Financial	Achieved / Not Achieved			
				By Facilitating compilation of the 2023/24 Annual report by June 2025	2022/2023 Annual report adopted by council by May 2024	Compilation and adoption of the annual report	Number of Annual reports adopted by council	5.2.3	0,25	Attendance register and oversight report with Council extract	R105 444,00	R0,00	R105 444,00	N/A	Printing and binding 1 Annual report for 2021/2022, Develop 1 annual report for 2022/2023FY adopted by council by June 2024	Annual report 2021-22FY has been printed and binded and books were delivered on 29 September 2023. Draft Annual Report 2022/23 was noted by Council on the 30th January 2024. It was further published on East Griqualand on the 02nd February 2024. Oversight Report was approved by Council on the 27th March 2024	Compile 1 Annual Report (2023/24FY) and adopted by council by May 2025	1 Annual report for 2023/24 was compiled and adopted by council on 31st March 2025. Draft annual report was noted by council on 30th January 2025. Annual report for 2023/24 financial year has been printed and binded, books were delivered on 11th April 2025.	R96 000,00	**Achieved**	N/A	N/A	N/A

KPA N0 5: Good Governance & Public Participation (Municipal Manager's Office)																							
Sub-Result	Issue	Strategic Objective	Objective No.	Strategies	Baseline Information	Project to be Implemented	Output - KPI	KPI No.	KPI Weight	Means of Verification	Budget	Adjusted Budget	Budget Source		Preceding year Performance 2023/2024		Actual Measurable Performance 2024/2025				Root Cause	Reason for Budget variance	Remedial Action
													Internal	External	Annual Target	Actual performance	Annual Target	Actual Performance Non-Financial	Actual Financial	Achieved / Not Achieved			
				By developing and maintaining a financially viable and sustainable institution that achieves full compliance with legislation by June 2025	1 final SDBIP and 1 Adjusted SDBIP	SDBIP Approval	Number of SDBIP's approved by the Mayor	5.2.4	0,25	approved SDBIP, council resolution extract	R0,00	R0,00	N/A	N/A	1 Approved SDBIP by the Mayor by June 2024.	1 Approved SDBIP 2024/25 Final SDBIP has been developed and approved by the Mayor on 14 June and tabled to council for noting on 20 June 2024.	1 Approved SDBIP by the Mayor by June 2025.	1 SDBIP for 2025/26 financial year was approved by the Mayor on 20th June 2025.	R0,00	**Achieved**	N/A	N/A	N/A

Internal Audit	To comply with Section 165 of the MFMA	To promote good governance within the institution by June 2027	5.3	By reviewing adequacy and effectiveness internal control and compliance with laws and regulations by June 2025.	20 Internal Audit reports completed	Completion of Internal Audit reports	Number of Internal Audit reports & Adhoc reports	5.3.1	0,25	Extract of Internal Audit report	R2 235 948, 00	R2 850 932, 00	R2 850 932 ,00	N/A	20 Internal Audit Report produced by June 2024	32 reports were completed 1. ICT Q4 Report 2. ICT follow-up Q4 report 3. Overtime Management Q4 report 4. Expenditure Management Q4 report 5. S&T Q4 report 6. PMS Q4 report 1. Disaster management Q1 2. Good Governance Q1 3. Inventory Management as at 30 June 2023 4. PMS Q1 5. SCM-Quotation Q1 6. S&T Q1 7. SCM-Quotation 4 8. Fleet Management Q4 9. Asset Management Q4 10. Loss Control Q4 1. Contract Management Q2 2. Expenditure Management Q2	20 Internal Audit Reports produced by 30 June 2025	28 Internal Audit Reports produced by 30 June 2025 1.Fleet Management Q4 2.Leave Management Q4 3.Occupational Health and safety Q4 4.Revenue Management Q4 5.PMS - APR Q4 6.SCM Tenders Q4 7 SCM Quotations Q4 1.SCM - Tenders Q1 2.SCM - Quotations Q1 3.SCM - Contracts 4 .BTO Expenditure Q1 5.S&T Q1 6.Immovable Assets 7.Infrastructure 1.SCM Tender	R10 691 449	**Achieved**	N/A	N/A	N/A

																3. DLTC Operation Management Q2 4. PMS Midyear 5. Revenue Management Q2 6. Recruitment & Selection Q2 1. Expenditure; 2. S&T; 3. Employee Verification; 4. PMS SDBIP Adjustment; 5. PMS Q3; 6. Loss Control; 7.ICT follow up; 8. Bank and Cash; 9. ICT; 10. Terminations		s Q2 2.BTO Expenditure Q2 3.SCM - Tenders Q2 4.SCM QuotationsQ2 5.PMS Q2 1.BTO Revenue Management Q3 2.Skills Development Q3 3.Overtime Management Q3 4.SCM - Quotations Q3 5.SCM Tenders Q3 5.SCM - Tenders 6.BTO Expenditure 7.PMS 8.Good Governance					

KPA N0 5: Good Governance & Public Participation (Municipal Manager's Office)																								
Sub-Result	Issue	Strategic Objective	Objective No.	Strategies	Baseline Information	Project to be Implemented	Output - KPI	KPI No.	KPI Weight	Means of Verification	Budget	Adjusted Budget	Budget Source		Preceding year Performance 2023/2024		Actual Measurable Performance 2024/2025				Root Cause	Reason for Budget variance	Remedial Action
													Internal	External	Annual Target	Actual performance	Annual Target	Actual Performance Non-Financial	Actual Financial	Achieved / Not Achieved			
					Approved Internal Audit Coverage Plan for 2023/24	Approval of Internal Audit Coverage Plan	Number of Internal Audit Coverage Plan	5.3.2	0,25	Approved Internal Audit Coverage Plan					1 approved Internal Audit Coverage Plan by June 2024	1 Internal Audit Coverage Plan was drafted and approved by Audit Committee on the meeting held virtually on the 11 September 2023	1 Approved Internal Audit Coverage Plan by 30 June 2025	1 Internal Audit Coverage plan was approved on the special Audit Committee meeting held on the 14th of October 2024	R0,00	**Achieved**	N/A	N/A	N/A
					Approved Internal Audit Charter for 2023/24	Approval of Internal Audit Charter	Number of Internal Audit Charter	5.3.3	0,25	Approved Internal Audit Charter					N/A	N/A	1 Approved Internal Audit Charter by 30 June 2025	1 Internal Audit Charter was approved on the special Audit Committee meeting held on the 14th of October 2024.	R0,00	**Achieved**	N/A	N/A	N/A
Risk Management	To comply with section 165 of the MFMA	To improve Risk Management to an acceptable level by June 2027	5.4	By conducting municipal wide risk management workshops. By developing partici	Implementable risk management plan.	Development of the Risk Management Reports and facilitation of risk management workshop	Number of risk management reports and number of risk management works	5.4.1	0,25	Final Risk Management for 2024/25, Draft Risk Management report for 2025/26, Attenda					1 Risk Assessment workshop conducted and 1 Draft Risk Management Report developed for 2024-	1 Final Risk management report for 2023-2024 developed and submitted to Audit Committee on the 18th August 2023 and	2 Risk Management Reports developed, 1 Risk management workshop conducted by 30	2 Risk Management Reports were compiled on 30 September 2024 & 5th June 2024. Risk manag	R87 000,00	**Achieved**	N/A	N/A	N/A

KPA N0 5: Good Governance & Public Participation (Municipal Manager's Office)																							
Sub-Result	Issue	Strategic Objective	Objective No.	Strategies	Baseline Information	Project to be Implemented	Output - KPI	KPI No.	KPI Weight	Means of Verification	Budget	Adjusted Budget	Budget Source		Preceding year Performance 2023/2024		Actual Measurable Performance 2024/2025				Root Cause	Reason for Budget variance	Remedial Action
													Internal	External	Annual Target	Actual performance	Annual Target	Actual Performance Non-Financial	Actual Financial	Achieved / Not Achieved			
				patory risk management process plan by June 2025.			hop conducted			nce register					2025, and 1 Final Risk Management report for 2023-2024 developed and submitted to Audit Committee by June 2024	later submitted to the Risk Management Committee on the 9th November 2023	June 2025	ement workshop was held at Lungan akho country lodge on the 04th and 5th of June 2025.					
					Risk register	Facilitation of development of risk registers	Number of risk register developed	5.4.2		Draft risk registers for 2025-26 and Final risk register for 2024-25					N/A	N/A	2 Risk registers developed by 30 June 2025	2 Risk Registers were developed on September 2024 the 5th of June 2025.	R52 512, 24	**Achieved**	N/A	N/A	N/A
					Approved Risk Management Policy for 2023/24	Approval of Risk Management Policy	Number of risk management policy	5.4.3		Council Extract and Risk Management Policy					1 Approved Risk Management Policy by June 2024	1 Risk assessment workshop conducted on the 18 June 2024	1 Approved Risk Management Policy by 30 June 2025	1 Risk Management Policy was approved and adopted on the council meeting that was held on 30th October 2024	R0,00	**Achieved**	N/A	N/A	N/A

KPA N0 5: Good Governance & Public Participation (Municipal Manager's Office)																							
Sub-Result	Issue	Strategic Objective	Objective No.	Strategies	Baseline Information	Project to be Implemented	Output - KPI	KPI No.	KPI Weight	Means of Verification	Budget	Adjusted Budget	Budget Source		Preceding year Performance 2023/2024		Actual Measurable Performance 2024/2025				Root Cause	Reason for Budget variance	Remedial Action
													Internal	External	Annual Target	Actual performance	Annual Target	Actual Performance Non-Financial	Actual Financial	Achieved / Not Achieved			
					New target	Facilitation of risk management committee meetings	Number of risk management committee meetings	5.4.4		Attendance registers					N/A	N/A	4 Risk Management Committee Meetings conducted by 30 June 2025	4 Risk Management Committee meetings were held as follows: - 16 September 2024 at MM's boardroom -02 December 2024 at MM's Boardroom -24 February 2025 at MM's boardroom -17th June 2025 Virtually	R82 738, 99	**Achieved**	N/A	N/A	N/A
					New target	Advisory report on effectiveness of integration of the risk management framework within the Institution	Risk Management Committee report	5.4.5		Risk management committee report					1 Risk Assessment workshop conducted and 1 Draft Risk Management Report developed for 2024-2025, and 1 Final	Draft Risk Management Report for 2024_25 done	1 Risk management committee report compiled for 2023-2024 by 30 June 2025	1 Risk Management Committee report was compiled by the Risk Management committee Chairperson on the	R0,00	**Achieved**	N/A	N/A	N/A

KPA N0 5: Good Governance & Public Participation (Municipal Manager's Office)																								
Sub-Result	Issue	Strategic Objective	Objective No.	Strategies	Baseline Information	Project to be Implemented	Output - KPI	KPI No.	KPI Weight	Means of Verification	Budget	Adjusted Budget	Budget Source		Preceding year Performance 2023/2024		Actual Measurable Performance 2024/2025				Root Cause	Reason for Budget variance	Remedial Action
													Internal	External	Annual Target	Actual performance	Annual Target	Actual Performance Non-Financial	Actual Financial	Achieved / Not Achieved			
															Risk Management report for 2023-2024 developed and submitted to Audit Committee by June 2024			30th of September 2024					
Fraud and Corruption	To comply with Prevention and Combating of Corrupt activities Act 12 of 2004	To combat and defeat the fraud and corruption within the WMM Local Municipality by June 2027	5.5	By implementation of the Fraud and Anti-Corruption policy. By conducting awareness campaigns with all relevant stakeholders by June 2025		Approval of Fraud and Anti-Corruption policy.	Adopted Fraud and Anti-Corruption policy by Council.	5.5.1		Council Extract and Fraud and Anti-Corruption Policy					Fraud and Anti-Corruption Policy adopted by Council by June 2024.	Draft fraud and anti-corruption policy was developed and not adopted by council	1 Adopted Fraud and Anti-Corruption Policy by 30 June 2025	1 Fraud and Anti-Corruption policy was adopted in the ordinary Council meeting that was held on the 30 June 2025	R0,00	**Achieved**	N/A	N/A	N/A
					2 Fraud awareness campaigns conducted	Facilitation of fraud and anti-corruption awareness	Number of fraud and anti-corruption awareness conducted	5.5.2		Attendance registers and report					2 fraud and anti-corruption Awareness campaigns conducted by June 2024.	2 Fraud and Anti-corruption awarenes s campaign was conducted on the 13, 14 & 15 September 2023 at Sinawe Hotel and Boutique in Nyaniswe ni	4 Fraud and anti-corruption awareness campaigns conducted by 30 June 2025	5 Fraud and Anti-Corruption Awareness campaigns were conducted as follows: 1. Estuary Hotel & Spar on the	R54 779,78	**Achieved**	N/A	N/A	N/A

KPA N0 5: Good Governance & Public Participation (Municipal Manager's Office)																							
Sub-Result	Issue	Strategic Objective	Objective No.	Strategies	Baseline Information	Project to be Implemented	Output - KPI	KPI No.	KPI Weight	Means of Verification	Budget	Adjusted Budget	Budget Source		Preceding year Performance 2023/2024		Actual Measurable Performance 2024/2025				Root Cause	Reason for Budget variance	Remedial Action
													Internal	External	Annual Target	Actual performance	Annual Target	Actual Performance Non-Financial	Actual Financial	Achieved / Not Achieved			
																Location and 12th of June 2024 at San Lameer		03rd &4th of September 2024 2.Sizaluthando Community Hall at Ludeke Halt on the 21st of November 2024 3.Mbizana Civic Centre on the 27th of March 2025 4. Marine Parade Durban on the 10th of April 2025 5.WMM LM Council chamber on the 2nd of June 2025					
Ethics	To comply with Code of Ethics and Municipal Syste	To instil the moral regeneration within the councillors	5,6	By conducting ethics and values awareness campaigns	2 awareness campaigns conducted	Facilitation of ethics and values awareness	Number of awareness campaigns conducted	5.6.1	0,25	Attendance registers and report					2 Ethics awareness campaigns conducted by June 2024	2 Fraud and Anti-corruption awareness campaign was conducted on the 13, 14 & 15	4 Ethics and Values awareness campaigns conducted by	5 Ethics Awareness campaigns were conducted as follows:	R54 779, 78	**Achieved**	N/A	N/A	N/A

KPA N0 5: Good Governance & Public Participation (Municipal Manager's Office)																							
Sub-Result	Issue	Strategic Objective	Objective No.	Strategies	Baseline Information	Project to be Implemented	Output - KPI	KPI No.	KPI Weight	Means of Verification	Budget	Adjusted Budget	Budget Source		Preceding year Performance 2023/2024		Actual Measurable Performance 2024/2025				Root Cause	Reason for Budget variance	Remedial Action
													Internal	External	Annual Target	Actual performance	Annual Target	Actual Performance Non-Financial	Actual Financial	Achieved / Not Achieved			
	ms Act 32 of 2000	and employees of the Municipality		thereby complying with Municipal Systems Act 32 of 2000 as well as Code of Ethics by June 2025												September 2023 at Sinawe Hotel and Boutique in Nyaniswe ni Location and 12th of June 2024 at San Lameer	30 June 2025	1. Estuary Hotel & Spar on the 03rd &4th of September 2024 2.Sizaluthando Community Hall at Ludeke Halt on the 21st of November 2024 3.Mbizana Civic Centre on the 27th of March 2025 4. Marine Parade Durban 10 April 2025 5. WMMLM Council Chamber on the 2nd of June 2025					

KPA N0 5: Good Governance & Public Participation (Municipal Manager's Office)																							
Sub-Result	Issue	Strategic Objective	Objective No.	Strategies	Baseline Information	Project to be Implemented	Output - KPI	KPI No.	KPI Weight	Means of Verification	Budget	Adjusted Budget	Budget Source		Preceding year Performance 2023/2024		Actual Measurable Performance 2024/2025				Root Cause	Reason for Budget variance	Remedial Action
													Internal	External	Annual Target	Actual performance	Annual Target	Actual Performance Non-Financial	Actual Financial	Achieved / Not Achieved			
Audit Committee	To comply with section 166 of the Municipal Finance Management Act	To advise the municipal council on the adequacy and effectiveness of the systems of internal controls by June 2027	5,7	By advising on risks, financial, internal controls, performance information and Annual Financial Statements as well as policies by June 2025.	2 advisory reports relating to the effectiveness of risk management and internal controls as well as Annual Financial Statement	Annual Report relating to the effectiveness of risk management and internal control and reviewal of Annual Financial Statements and setting up of Audit committee meetings	Number of advisory reports produced	5.7.1	0,25	Audit Committee Report	R620 760,00	R755 776,00	R755 776,00	N/A	Audit committee's annual report for 2022/23 by June 2024	Audit Committee's annual report for 2022/23 financial year was signed and submitted for inclusion in the annual report of the Municipality	1 Audit committee report compiled for 2023-2024 by 30 June 2025	1 Audit Committee annual report for 2023-2024 was developed and signed by the Audit committee Chairperson on 13 December 2024.	R0,00	**Achieved**	N/A	N/A	N/A
					New target	Implementation of the Audit Committee Resolutions	Number of resolutions attended	5.7.2		Resolution register, resolution tracker report					N/A	N/A	4 Resolution tracker reports on Audit Committee resolutions implemented by 30 June 2025	4 Resolution tracker reports were implemented with resolutions taken on the reported Audit committee meetings	R0,00	**Achieved**	N/A	N/A	N/A
					6 Audit Committee meetings	Facilitation of Audit committee meetings	Number of Audit Committee meetings conducted	5.7.3		Attendance registers					4 audit committee meetings conducted by June 2024	Audit Committee meetings were held as follows: **1**. 18 August 2023 - Ordinary	4 Audit committee meetings conducted by 30 June 2025	6 Audit Committee meetings were held as follows: **1.**28 August 2024-	R601 751,12	**Achieved**	N/A	N/A	N/A

KPA N0 5: Good Governance & Public Participation (Municipal Manager's Office)																								
Sub-Result	Issue	Strategic Objective	Objective No.	Strategies	Baseline Information	Project to be Implemented	Output - KPI	KPI No.	KPI Weight	Means of Verification	Budget	Adjusted Budget	Budget Source		Preceding year Performance 2023/2024		Actual Measurable Performance 2024/2025				Root Cause	Reason for Budget variance	Remedial Action
													Internal	External	Annual Target	Actual performance	Annual Target	Actual Performance Non-Financial	Actual Financial	Achieved / Not Achieved			
																2. 30 August 2023- Special **3**. 11 September 2023 - Special **4**. 17 November 2023- Ordinary **5**. 13 March 2024 - Ordinary **6**. 28 June 2024		Special **2**. 30 September 2024 Ordinary **3**. 14 October 2024 - Special **4**.12 February 2025 - Ordinary **5.**13 May 2025 - Special **6**. 27June 2025 - Ordinary						
					Approved Audit Committee Charter for 2023/24	Approval of Audit Committee Charter	Number of Audit Committee Charter produced	5.7.4		Audit committee charter					N/A	N/A	1 Approved Audit Committee Charter by 30 June 2025	1 Audi Committee Charter was approved on the special Audit Committee meeting held on the 14th of October 2024.	R0,00	**Achieved**	N/A	N/A	N/A

KPA N0 5: Good Governance & Public Participation (Municipal Manager's Office)																							
Sub-Result	Issue	Strategic Objective	Objective No.	Strategies	Baseline Information	Project to be Implemented	Output - KPI	KPI No.	KPI Weight	Means of Verification	Budget	Adjusted Budget	Budget Source		Preceding year Performance 2023/2024		Actual Measurable Performance 2024/2025				Root Cause	Reason for Budget variance	Remedial Action
													Internal	External	Annual Target	Actual performance	Annual Target	Actual Performance Non-Financial	Actual Financial	Achieved / Not Achieved			
SPU Unit	To improve participatory democracy and inclusiveness	To coordinate mainstreaming of special groups and support by June 2027	5,8	By coordinating special groups forums, internal and sector department to contribute towards mainstreaming of young people in all government programmes by June 2025	9 Council approved programmes targeting and in support of young people	Support Functioning of SAYC, Young Entrepreneur Development Program, Initiation Support, Career Exhibition, Mayor Schools Achievement Awards, Initiation Awareness campaigns and Youth Month	Number of Council Approved Youth Programmes implemented	5.8.1	0,25	concept documents, attendance registers, delivery note, distribution register	R 1.689.324 00	R 1 010 908 00	R 1 010 908 00	N/A	9 council approved Youth programmes implemented by June 2024	**1.**Support of functioning of SAYC was held Youth Summit at Estuary hotel on the 29-30 January 2024 **2.** Initiation awareness campaign was held at Hewu Traditional Council at 13 September 2023 **3.** Young Entrepreneur Development Program will be held from the 29/11/2023 & 01/12/2023 **4.** The Initiation Support was conducted on the 21 December 2023 **5.** Initiation Awareness Campaign at Nqabeni S.S.S. on	8 council approved Youth programmes implemented by June 2025	**11 Youth programmes implemented as follows:** Support Functioning of SAYC (Information sharing) was held at Hluma Lodge on **27 September 2024**. Initiation Awareness campaign was conducted on **26 September 2024** at Nonja Location, ward 22. Transportation of Isicathamiya group to isicathamiya competition at Durban play	R1 286 107,93	**Achieved**	N/A	N/A	N/A

KPA N0 5: Good Governance & Public Participation (Municipal Manager's Office)																							
Sub-Result	Issue	Strategic Objective	Objective No.	Strategies	Baseline Information	Project to be Implemented	Output - KPI	KPI No.	KPI Weight	Means of Verification	Budget	Adjusted Budget	Budget Source		Preceding year Performance 2023/2024		Actual Measurable Performance 2024/2025				Root Cause	Reason for Budget variance	Remedial Action
													Internal	External	Annual Target	Actual performance	Annual Target	Actual Performance Non-Financial	Actual Financial	Achieved / Not Achieved			
																the 20 February 2024 & at Thembalesizwe S.S.S. on the 22 February 2024. **6.**Career Exhibition on 19 -22 February 2024 at Wild Coast Sun. **7.** Mayors Schools Achievement Awards was conducted on the 21 June 2024 at Oliver Reginald Regional Hospital **8.** Youth Month was conducted induction of youth council in Lunganako Boutique hotel on the 6-7 June 2024. **9.** Initiation Workshop was conducted in Lunganako Boutique Hotel on		house on **21 September 2024**. Transportation and Accomodation for Mr. S Mbotho from South Africa to Iran for body building competition on **22-27 September 2024**. Young Entrepreneur Development Program was conducted on **27 February 2025** at Sinawe Guest house. Initiation Support was conducted on the **20th November 2024** at					

KPA N0 5: Good Governance & Public Participation (Municipal Manager's Office)																							
Sub-Result	Issue	Strategic Objective	Objective No.	Strategies	Baseline Information	Project to be Implemented	Output - KPI	KPI No.	KPI Weight	Means of Verification	Budget	Adjusted Budget	Budget Source		Preceding year Performance 2023/2024		Actual Measurable Performance 2024/2025				Root Cause	Reason for Budget variance	Remedial Action
													Internal	External	Annual Target	Actual performance	Annual Target	Actual Performance Non-Financial	Actual Financial	Achieved / Not Achieved			
																24 May 2024.		Hluma lodge. Initiation awareness campaign was conducted at Mbizana Multi-purpose Youth Centre on **25 February 2025**. Career exhibition was conducted at Bizana Civic Centre on **11-14 February 2025**. Mayoral Schools achievement awards were conducted at Wild Coast Sun on **09 May 2025**. Initiation support was held at St					

KPA N0 5: Good Governance & Public Participation (Municipal Manager's Office)																							
Sub-Result	Issue	Strategic Objective	Objective No.	Strategies	Baseline Information	Project to be Implemented	Output - KPI	KPI No.	KPI Weight	Means of Verification	Budget	Adjusted Budget	Budget Source		Preceding year Performance 2023/2024		Actual Measurable Performance 2024/2025				Root Cause	Reason for Budget variance	Remedial Action
													Internal	External	Annual Target	Actual performance	Annual Target	Actual Performance Non-Financial	Actual Financial	Achieved / Not Achieved			
																		Michaels on **13-14 May 2025**. Youth Month was held on 28 June 2025 on different clusters and the main event was held at Sicelo Bhani Community hall on **29 June 2025.**					
				By coordinating special groups forums, internal and sector department to contribute towards mainstreaming of Children in all government	9 Council approved programmes targeting and in support of children	Back to school campaign, support early childhood development centres, Inkciyo stipend, child headed household, inkciyo end year function, and inkciyo support	Number of council approved children programmes	5.8.2	0,25	concept documents, attendance registers, delivery note and distribution registers	R1 000 308, 00	R 1 000 308 00	R 1 000 308 00	N/A	9 council approved children's programmes implemented by June 2024	**1.** Inkciyo monthly stipend was paid to 33 inkciyo inspectors (for the whole year, Accounts to 4 targets) **2.** Inkciyo support was conducted at Matshona village Ntabankulu on the 9-10th of Septembe	9 Council approved children's programmes implemented by June 2025	**9 Children's programmes** implemented as follows: Inkciyo support has been conducted at Lwandlolubomvu T/C on the **14 to 15 September 2024**	R511 175, 00	**Achieved**	N/A	N/A	N/A

KPA N0 5: Good Governance & Public Participation (Municipal Manager's Office)																								
Sub-Result	Issue	Strategic Objective	Objective No.	Strategies	Baseline Information	Project to be Implemented	Output - KPI	KPI No.	KPI Weight	Means of Verification	Budget	Adjusted Budget	Budget Source		Preceding year Performance 2023/2024		Actual Measurable Performance 2024/2025				Root Cause	Reason for Budget variance	Remedial Action
													Internal	External	Annual Target	Actual performance	Annual Target	Actual Performance Non-Financial	Actual Financial	Achieved / Not Achieved			
				programmes by June 2025												r 2023, **3.** Inkciyo End year function was conducted at kwa Jali Ward 06 on 01-2 December 2023 **4.** Handing over of 20 school uniform per school as Back to school Campaign at Ntlavukazi SPS on the 25 March 2024, Mtamvuna SPS & Ntlozelo SPS on the 26 March 2024. **5**. Support of 3 ECDCs Ward 10 (Licebo Pre-school) Ward 21 (Ayakha Memorial Children) was on 07 June 2024 Ward 03 Ludeke pre-school 0n 25 April 2024 & Inkciyo stipend on monthly		and **Inkciyo Stipend for 12 months**. Support of Child head Support was conducted on the **16 December 2024** at Oliver and Adelaide Tambo regional hospital , Inkciyo End Year Function was conducted on the **30 November 2024** at Hewu Traditional Council . Back to School campaign was conducted and the school uniform was					

KPA N0 5: Good Governance & Public Participation (Municipal Manager's Office)																							
Sub-Result	Issue	Strategic Objective	Objective No.	Strategies	Baseline Information	Project to be Implemented	Output - KPI	KPI No.	KPI Weight	Means of Verification	Budget	Adjusted Budget	Budget Source		Preceding year Performance 2023/2024		Actual Measurable Performance 2024/2025				Root Cause	Reason for Budget variance	Remedial Action
													Internal	External	Annual Target	Actual performance	Annual Target	Actual Performance Non-Financial	Actual Financial	Achieved / Not Achieved			
																basis. **6.**Support of child headed household was conducted on the 08 March 2024 at Council chamber		handed over at Gumzana and Sithukuthezi on **27 February 2025** and at Oliver Tambo Comp Tech was handed over on **20 March 2025**. Support of 3 ECDCs ward 05 (Othandweni Pre-School), ward 13 (Mathwebu Pre-School) and ward 04 (Mdeni Pre-School) was on **27 March 2025.**					

KPA N0 5: Good Governance & Public Participation (Municipal Manager's Office)																							
Sub-Result	Issue	Strategic Objective	Objective No.	Strategies	Baseline Information	Project to be Implemented	Output - KPI	KPI No.	KPI Weight	Means of Verification	Budget	Adjusted Budget	Budget Source		Preceding year Performance 2023/2024		Actual Measurable Performance 2024/2025				Root Cause	Reason for Budget variance	Remedial Action
													Internal	External	Annual Target	Actual performance	Annual Target	Actual Performance Non-Financial	Actual Financial	Achieved / Not Achieved			
				By coordinating special groups forums, internal and sector department to contribute towards mainstreaming of elderly in all government programmes by June 2025	3 Council approved programmes targeting and in support of elderly	Support to elderly centre, elderly wellness campaign and support to functioning of elderly forum	Number of council approved elderly programmes	5.8.3	0,25	concept documents, attendance registers, delivery note and distribution registers	R 383.028.00	R 403 028 00	R 403 028 00	N/A	3 council approved elderly programmes implemented by June 2024	**1**. Support of Elderly centres: handing over of Sewing Material kit was conducted at Mthayise old age home 02/11/23, Mhlabeni 31/10/23 older persons centre and Mgcinephila 31/10/23 old person projects **2**. Elderly wellness campaign was conducted at Bizana Ward 01 on the 21th of December 2023 **3**. Handing over of Soup Kitchen equipment and grocery as form of support functioning of elderly forum at Amantshangase Development Council on	3 Council approved elderly programmes implemented by June 2025	**3 Elderly programmes** implemented as follows: Support of elderly centres: handing over of kitchen tools was conducted on **18 November 2024** at ward 28 (Nikolo old age project, Topozo), ward 10 (Ncedisa old age project Mcethemi) and Sinethemba Old age project. Elderly wellness campaign was conducted at Oliver Adelaid Region	R324 170,00	**Achieved**	N/A	N/A	N/A

KPA N0 5: Good Governance & Public Participation (Municipal Manager's Office)																							
Sub-Result	Issue	Strategic Objective	Objective No.	Strategies	Baseline Information	Project to be Implemented	Output - KPI	KPI No.	KPI Weight	Means of Verification	Budget	Adjusted Budget	Budget Source		Preceding year Performance 2023/2024		Actual Measurable Performance 2024/2025				Root Cause	Reason for Budget variance	Remedial Action
													Internal	External	Annual Target	Actual performance	Annual Target	Actual Performance Non-Financial	Actual Financial	Achieved / Not Achieved			
																the 29 February 2024.		al Hospital on **16 December 2024.** Support functioning of elderly forum was conducted at Bizana Youth Centre on **04 March 2025.**					
				By coordinating special groups forums, internal and sector department to contribute towards mainstreaming of PWD in all government programmes by June 2025	4 Council approved programmes targeting and in support of People with Disability	support functioning of PWD Forum and Disability Month	number of council approved PWD programmes	5.8.4	0,25	concept documents, attendance registers, delivery note and distribution registers	R 474.588.00	R 309 388 00	R 309 388 00	N/A	4 council approved PWD programmes implemented by June 2024	**1.** PWD support for Masakhane,Ikhaya Lembiza na and Mzuvukile Disable centre was handed over on 25 October 2023. **2.** Disability month was conducted at Snawe Guest House on the 12 December 2023. **3** Support functioning of PWD, Handing over of 120 chicks and feed to	4 Council approved PWD programmes implemented by June 2025	PWD Summit was conducted at Lunganakho Lodge on **22 to 23 August 2024**. Transportation of Ntsingizi Goalball Club to Port Elizabeth on the 1**7 to 18 September 2024.** Disability month (summit) was conduct	R500 845,85	**Achieved**	N/A	N/A	N/A

KPA N0 5: Good Governance & Public Participation (Municipal Manager's Office)																								
Sub-Result	Issue	Strategic Objective	Objective No.	Strategies	Baseline Information	Project to be Implemented	Output - KPI	KPI No.	KPI Weight	Means of Verification	Budget	Adjusted Budget	Budget Source		Preceding year Performance 2023/2024		Actual Measurable Performance 2024/2025				Root Cause	Reason for Budget variance	Remedial Action
													Internal	External	Annual Target	Actual performance	Annual Target	Actual Performance Non-Financial	Actual Financial	Achieved / Not Achieved			
																Ntsokolweni Coorp. as a support of PWD Forum has been conducted on 27 March 2024. **4.** Support functioning of PWD Forum was done at Mzuvukile disable centre by handing over diapers and grocery on the 28 May 2024.		ed on **18 February 2025** at Mbizana Multi-Purpose Youth Centre. Support Functioning of PWD Forum was conducted at Bizana Youth centre on **18 February 2025**. Support functioning of PWD Forum was conducted at Youth centre on **18 June 2025.**					
				By coordinating special groups forums, internal and sector department to contrib	4 Council Approved Gender programs implemented	Launch of men forum, women month celebration, 16 days of activism against women, men and LGBTQI+ and	Number of council approved gender programmes	5.8.5	0,25	concept documents, attendance registers, delivery note and distribution	R 670 032.00	R 845 032 00	R 845 032 00	N/A	6 council approved gender programmes by June 2024	**1.** Women's month celebrations was held at Ward 20 Magqofoza on 30 August 2023, **2**. Revival of Men's forum was	6 Council approved gender programmes by June 2025	**6 Gender Programmes** implemented as follows: Women's Month Celebration was	R1 336 190,85	**Achieved**	N/A	N/A	N/A

KPA N0 5: Good Governance & Public Participation (Municipal Manager's Office)																								
Sub-Result	Issue	Strategic Objective	Objective No.	Strategies	Baseline Information	Project to be Implemented	Output - KPI	KPI No.	KPI Weight	Means of Verification	Budget	Adjusted Budget	Budget Source		Preceding year Performance 2023/2024		Actual Measurable Performance 2024/2025				Root Cause	Reason for Budget variance	Remedial Action
													Internal	External	Annual Target	Actual performance	Annual Target	Actual Performance Non-Financial	Actual Financial	Achieved / Not Achieved			
				ute towards mainstreaming of Gender in all government programmes by June 2025		support, men's summit, support of functioning of women and men's forum				registers						held in Sada Boutique Hotel on the 18-19 October 2023. **3.** Support functioning of Men's forum (Imbizo yamadoda was held in Faith mission ward 23 on 8-9 September 2023. **4.** 16 days of activism conducted on the 24 November 2023 in ward , Stakeholders Engagement was held 30 November 2023 Main Event 07 December 2023 at Ludeke Ward 04 **5.**Support Functioning of men's forum Handing over of sewing material Izishweshwe and sewing needles has been		conducted at St Michael's Hotel on the **05 to 06 September 2024**. Revival of Men's Forum was conducted on **12 September 2024** at Ward 10 Newtown. 16 Days was conducted launch on the **21 November 2024** and main event was conducted **11 December 2024** at ward 23. Support functioning of Men's Forum was conduct					

KPA N0 5: Good Governance & Public Participation (Municipal Manager's Office)																							
Sub-Result	**Issue**	**Strategic Objective**	**Objective No.**	**Strategies**	**Baseline Information**	**Project to be Implemented**	**Output - KPI**	**KPI No.**	**KPI Weight**	**Means of Verification**	**Budget**	**Adjusted Budget**	**Budget Source**		**Preceding year Performance 2023/2024**		**Actual Measurable Performance 2024/2025**				**Root Cause**	**Reason for Budget variance**	**Remedial Action**
													Internal	**External**	**Annual Target**	**Actual performance**	**Annual Target**	**Actual Performance Non-Financial**	**Actual Financial**	**Achieved / Not Achieved**			
																conducted on the 26 March 2024 **6.** LGBTQ+ Summit was conducted in Sada Boutique hotel on the 14-June 2024.		ed at SADA Boutique Hotel on **07 February 2025**. The LGBTQIA+ summit was held at St Michaels on **05- 06 June 2025**					
Legacy Projects	Preserve legacy of prominent figure and historical events in Winnie Madikizela-Mandela	To commemorate prominent figures important events and their legacy by June 2027	5,9	By implementing 24 council approved legacy projects and activities by end June 2025	7 programs conducted	Implementation of legacy projects	Number of council approved Legacy programmes implemented	5.9.1	0,25	Concept documents, Attendance Registers, delivery note, distribution register	R691 092,00	R250 000,00	R250 000,00	N/A	7 Council approved Legacy programmes implemented, by June 2024	**1.** Winnie Madikizela Mandela commemoration conducted on the 26 September 2023 at Mbhongweni Village ward 14. **2.** Nelson Mandela 67 Minutes conducted on the 30 November 2023 at Plangeni village ward 23 **3**. OR Tambo commemoration conducted on the 27 October 2023 at Nkantolo	7 Council approved Legacy programmes implemented by June 2025	**7 Legacy programmes were implemented as follows: 1.** Nelson Mandela 67 Minutes was on the18 July 2024 at Ludeke Methodist Church. **2.**Winnie Madikizela-Mandela Commemoration was	R748 512,50	**Achieved**	N/A	N/A	N/A

KPA N0 5: Good Governance & Public Participation (Municipal Manager's Office)																						
Sub-Result	Issue	Strategic Objective	Objective No.	Strategies	Baseline Information	Project to be Implemented	Output - KPI	KPI No.	KPI Weight	Means of Verification	Budget	Adjusted Budget	Budget Source		Preceding year Performance 2023/2024		Actual Measurable Performance 2024/2025				Root Cause	Reason for Budget variance	Remedial Action
													Internal	External	Annual Target	Actual performance	Annual Target	Actual Performance Non-Financial	Actual Financial	Achieved / Not Achieved			
																4. Umzilaka Tambo memorial race conducted on the 28 October 2023 at Mphuthumi Mafumbatha Stadium **5.** Traditional Horse Racing conducted on the 22 June 2024 at Dyifani Race Course ward 31 **6.** Mphuthumi Mafumbatha Legacy Commemoration conducted on the 21 June 2024 at Oliver Adelaide Tambo Regional Hospital Hall **7.** Pondo Revolt Legacy Commemorations conducted on the 24 June 2024 at Ngqindilili Hill.		held on the 26 September 2024 @Wild Coast Sun Golf Course **3.** O.R. Tambo Legacy was conducted on the 26 & 27 October 2024 **4**. Traditional Horse Racing was conducted on 22 March 2025 at ward 31 **5.** Human Rights was conducted on 25 March 2025 at ward 02. **6.** Pondo revolt was conducted on the 6 June 2025					

KPA N0 5: Good Governance & Public Participation (Municipal Manager's Office)																							
Sub-Result	Issue	Strategic Objective	Objective No.	Strategies	Baseline Information	Project to be Implemented	Output - KPI	KPI No.	KPI Weight	Means of Verification	Budget	Adjusted Budget	Budget Source		Preceding year Performance 2023/2024		Actual Measurable Performance 2024/2025				Root Cause	Reason for Budget variance	Remedial Action
													Internal	External	Annual Target	Actual performance	Annual Target	Actual Performance Non-Financial	Actual Financial	Achieved / Not Achieved			
																		7. Mphuthumi Mafumbatha Legacy was held on 25 June 2025					
				by facilitating appointment of service provider to erect a life size bronze statue by June 2025	Signed Terms of references	Construction of life size bronze statue	Number of life size statue erected	5.9.2	0,25	TOR, proof of submission to SCM, inception report, attendance register, Progress report, completion certificate.	R1 304 352, 00	R1 304 352, 00	R1 304 352 ,00	N/A	1 Winnie Madikizela Mandela statue constructed in a municipal building by June 2024	0 WMM Statue constructed. Project has been advertised for 3 times and last advert closed on 18 March, it is now on bid committees for evaluation and adjudication. Continuous engagement with DSRAC for assistance is performed.	1 Winnie Madikizela Mandela statue erected in a municipal building by June 2025	0 Erected WMM statue and no completion certificate. Project has not started. Latest advert closed on 28 March 2025 and there were no bid submissions found, only 1 that was submitted after closing time.	R0,00	**Not Achieved**	The bid was advertised for more than 3 times in the financial year but bidders were None-responsive.	N/A	The matter has been presented to senior management and audit committee for advisory purposes and way forward. Target is planned to be achieved by fourth quarter in 2025/26FY.
Customer Care	Lack of awareness and commitment on customer care	To minimize customer care related complaints	5,10	By enhancing capacity within customer care	Customer Care Policy	Implementation of Customer care policy	Number of Customer care programmes conducted	5,10,1	0,25	concept document, attendance register, update	R600 855, 48		R600 855 ,48	N/A	8 Customer Care Programs conducted by June 2024.	**1.** Municipal services Awareness was on the 30 of August 2023 at WMMLM	8 Customer Care Programs conducted by	**1**, . Municipal Services Awareness was conduct	R247 500, 00	**Achieved**	N/A	N/A	N/A

KPA N0 5: Good Governance & Public Participation (Municipal Manager's Office)																							
Sub-Result	Issue	Strategic Objective	Objective No.	Strategies	Baseline Information	Project to be Implemented	Output - KPI	KPI No.	KPI Weight	Means of Verification	Budget	Adjusted Budget	Budget Source		Preceding year Performance 2023/2024		Actual Measurable Performance 2024/2025				Root Cause	Reason for Budget variance	Remedial Action
													Internal	External	Annual Target	Actual performance	Annual Target	Actual Performance Non-Financial	Actual Financial	Achieved / Not Achieved			
	relations	and create a customer friendly environment by June 2027		function by June 2025						d customer care complaints register, progress report						Offices **2**. Customer care day was on the 19 September 2023. **3.** Customer Awareness was the 16 November 2023 at Greenville-Etyeni Community Hall **4.** Customer Outreach was on the 22 November 2023 at Ward 18. **5**.Customer care day was on the 26 February 2024 at Sithukuthezi Community Hall ward 03, **6.**Customer Care 0utreach was on the 11 March 2024 at Nggindilili Community Hall-ward 11. **7,** Municipal Services Awarenes	June 2025.	ed on the 28th of August 2024@ WWWLM Library **2.** Customer Care Day was on the 12 September 2024 @DLTC. **3,** Municipal Services Awareness was held on the 23 October 2024 @Ward 03. **4.** On the 21 November 2024 Customer Care Outreach was conducted at ward 04. **5, Customer** Care Day was conducted on					

KPA N0 5: Good Governance & Public Participation (Municipal Manager's Office)																							
Sub-Result	Issue	Strategic Objective	Objective No.	Strategies	Baseline Information	Project to be Implemented	Output - KPI	KPI No.	KPI Weight	Means of Verification	Budget	Adjusted Budget	Budget Source		Preceding year Performance 2023/2024		Actual Measurable Performance 2024/2025				Root Cause	Reason for Budget variance	Remedial Action
													Internal	External	Annual Target	Actual performance	Annual Target	Actual Performance Non-Financial	Actual Financial	Achieved / Not Achieved			
																s was on the 30 May 2024 at DLTC, **8**. Customer Care Day was on the 21 June 2024 at ward 18.		the 22 January 2025bat Ward 1 with Ratepayers. **6, Customer** Care Outreach was on the 21 February 2025, at ward 1 with ward 1 community, **7.** Municipal Services Awareness was conducted on the 14 May 2025 @Ward 10 PJ Mhlanti Community Hall. **8,** Customer Care Day was held on the 16 May 2025 @ Ward 22					

KPA N0 5: Good Governance & Public Participation (Municipal Manager's Office)																							
Sub-Result	Issue	Strategic Objective	Objective No.	Strategies	Baseline Information	Project to be Implemented	Output - KPI	KPI No.	KPI Weight	Means of Verification	Budget	Adjusted Budget	Budget Source		Preceding year Performance 2023/2024		Actual Measurable Performance 2024/2025				Root Cause	Reason for Budget variance	Remedial Action
													Internal	External	Annual Target	Actual performance	Annual Target	Actual Performance Non-Financial	Actual Financial	Achieved / Not Achieved			
																		Lukholo Community Hall.					
					Customer Care register, Complaints book, Customer care email	Producing Customer careline reports	Number of customer careline reports submitted	5,10,2	0,25	Customer care complaints register, report, Notice/ agenda, minutes	R0,00	R0,00	N/A	N/A	4 Customer Care updated register and 4 reports submitted to standing committee by June 2024	4 Customer care updated register and 4 reports were submitted.	4 Customer Care updated register and 4 reports submitted to standing committee by June 2025	4 Customer care registers were updated and 4 reports were submitted were submitted to standing committee.	R0,00	**Achieved**	N/A	N/A	N/A
					Customer Care Satisfaction Survey Report	Terms of reference	Number of reports submitted	5,10,3	0,25	Proof of submission to SCM, Draft & Final Customer Care Satisfaction Survey Report	R220 008,00	R220 008,00	R220 008,00	N/A	1 Customer Care Satisfaction Survey submitted by June 2024.	1 Final Customer Care Satisfaction Survey was submitted.	1 Customer Care Satisfaction Survey submitted by June 2025	1 Final Customer Care Satisfaction Survey was submitted.	R220 000,00	**Achieved**	N/A	N/A	N/A
Communications	Ineffective communication	To improve sound communication and public liaison by June 2027	5,11	By implementing various mechanisms of communication within the council approved	Reviewed Communication strategy	Communication Strategy reviewal and implementation	Number of reviewed communication strategy and Implemented Action Plan	5.11.1	0,25	Attendance registers, Report, Final communication strategy, Progress report	R902 856,77	R902 856,77	R902 856,77	N/A	1 Reviewed Communication strategy by June 2024	1 Final Communication Strategy was reviewed. Gaps were identified on Strategy The communication strategy reviewal session	01 Reviewed Communication strategy by June 2025	01 Communication strategy reviewed on the 11th April 2025.	R432 178,00	**Achieved**	N/A	N/A	N/A

KPA N0 5: Good Governance & Public Participation (Municipal Manager's Office)																							
Sub-Result	Issue	Strategic Objective	Objective No.	Strategies	Baseline Information	Project to be Implemented	Output - KPI	KPI No.	KPI Weight	Means of Verification	Budget	Adjusted Budget	Budget Source		Preceding year Performance 2023/2024		Actual Measurable Performance 2024/2025				Root Cause	Reason for Budget variance	Remedial Action
													Internal	External	Annual Target	Actual performance	Annual Target	Actual Performance Non-Financial	Actual Financial	Achieved / Not Achieved			
				communication strategy by June 2025												was held successfully on the 13 June 2024.							
					4 Newsletters	Compilation and distribution of newsletter	Number of newsletters produced and distributed	5.11.2	0,25	Newsletters, distribution register	R226 248,00	R226 248,00	R226 248,00	N/A	4 newsletters produced and distributed by June 2024	Four newsletters were produced and distributed for 2023/24 financial year.	4 Newsletters produced and distributed by June 2025	4 Newsletter were produced and distributed on Municipal Website and Municipal Sites.	R162 000,00	**Achieved**	N/A	N/A	N/A
				By implementing communication strategy by June 2025	4 quarterly LCF meetings	Conduct l Fo	Number of LCF meetings conducted	5.11.3	0,25	Invitation letters and Attendance Registers	R0,00	R0,00	N/A	N/A	4 quarterly LCF meetings by June 2024	The four LCF meetings were held successfully. All four meetings were held face to face. The dates for the LCF meetings are 28 September 2023, 30 November 2023, 08 February 2024, and 08 May 2024.	4 quarterly LCF meetings conducted by June 2025	4 quarterly LCF meetings were conducted 1. 20 August 2024, 2. 28 November 2024, 3. 29 January 2025 4. 04 June 2025	R0.00	**Achieved**	N/A	N/A	N/A

KPA N0 5: Good Governance & Public Participation (Municipal Manager's Office)																							
Sub-Result	**Issue**	**Strategic Objective**	**Objective No.**	**Strategies**	**Baseline Information**	**Project to be Implemented**	**Output - KPI**	**KPI No.**	**KPI Weight**	**Means of Verification**	**Budget**	**Adjusted Budget**	**Budget Source**		**Preceding year Performance 2023/2024**		**Actual Measurable Performance 2024/2025**				**Root Cause**	**Reason for Budget variance**	**Remedial Action**
													Internal	**External**	**Annual Target**	**Actual performance**	**Annual Target**	**Actual Performance Non-Financial**	**Actual Financial**	**Achieved / Not Achieved**			
Inter-Governmental Relations	Fragmented coordination of government services	to improve coordination of service delivery amongst spheres of government by June 2027	5,12	by implementing IGR terms of reference by June 2025	adopted IGR terms of references and four IGR meetings	Facilitation of 20 IGR meetings	Number of IGR meetings facilitated	5.12.1	0,25	Invitations, minutes & attendance register	R0,00	R0,00	N/A	N/A	4 IGR meetings facilitated by June 2024	4 IGR meetings facilitated and held on 21/09/2023 08/12/2023 23/02/2024 24/06/2024	4 IGR meetings facilitated by June 2025	4 IGR Meetings facilitated and held on **11 September 2024 10 December 2024**, virtually **06 March 2025** virtually and **24 June 2025.**	R0,00	**Achieved**	N/A	N/A	N/A
Management of Communicable diseases	Increasing rate of prevalence in number of communicable diseases	To reduce the rate of prevalence of all communicable diseases by June 2027	5,13	By rolling out awareness on preventative measures of communicable diseases by June 2025	08 Awareness campaigns conducted.	Conduct awareness campaigns.	Number of awareness campaigns conducted	5,13,1	0,25	Concept document and attendance Registers	R363 528,00	R406 480,00	R406 480,00	N/A	06 awareness campaigns conducted by June 2024	**1**. 2x Awareness for Traditional Health Practitioner were conducted at ward 06, Tsawana Hall (kwaJali) on the 29th of August 2023 and also conducted at ward 16, One Stop (Kwa Madiba) on the 31st of August 2023 **2.** 2x Awarenes	06 Awareness campaigns conducted by June 2025	**6 Awareness Campaigns conducted as follows:** **1.** Traditional Health Practitioner at Nyaniseni Location on the 22nd of August 2024 at ward 30. **2.** THP's at Greenville Hall	R55 000,00	**Achieved**	N/A	N/A	N/A

KPA N0 5: Good Governance & Public Participation (Municipal Manager's Office)																							
Sub-Result	Issue	Strategic Objective	Objective No.	Strategies	Baseline Information	Project to be Implemented	Output - KPI	KPI No.	KPI Weight	Means of Verification	Budget	Adjusted Budget	Budget Source		Preceding year Performance 2023/2024		Actual Measurable Performance 2024/2025				Root Cause	Reason for Budget variance	Remedial Action
													Internal	External	Annual Target	Actual performance	Annual Target	Actual Performance Non-Financial	Actual Financial	Achieved / Not Achieved			
																s Campaigns conducted in the communities at Mngungu Location (Ward 28) on the 11th of October 2023 and at Ntlozelo Location on the 12th October 2023 (Ward 19). **3.** 2x Awareness Campaign was conducted at Dudumeni Senior Secondary School on the 12th of February 2024 and Mpheni Senior Secondary on the 13th of February 2024.		at ward 21 on the 29th of August 2024. The Structure of THP's was also transported. **3.** Mfuneli Community on the 31 October 2024 at ward 18. **4.** Highland on the 14th of November 2024 at ward 01. **5.** Mgomazi Primary School on the 11th February 2025 at ward 14. **6.** St Teressa on the 04th March 2025 at ward 01 and					

KPA N0 5: Good Governance & Public Participation (Municipal Manager's Office)																								
Sub-Result	Issue	Strategic Objective	Objective No.	Strategies	Baseline Information	Project to be Implemented	Output - KPI	KPI No.	KPI Weight	Means of Verification	Budget	Adjusted Budget	Budget Source		Preceding year Performance 2023/2024		Actual Measurable Performance 2024/2025				Root Cause	Reason for Budget variance	Remedial Action
													Internal	External	Annual Target	Actual performance	Annual Target	Actual Performance Non-Financial	Actual Financial	Achieved / Not Achieved			
																		the Promotional Material was given to the Learners in schools.						
					8 Support Programmes conducted	Provide support programmes to Communicable diseases Support Groups	Number of HIV & Aids support groups supported	5,13,2	0,25	Attendance Registers, Concept document, delivery note and distribution register.					06 Communicable diseases support programmes provided.	**1.** 2x Support Groups were visited which was Sizophila Support Group on the 24th of July 2023 and Sinokhanyo Support Group on the 26th of July 2023. **2**. 2x Support Groups Supported after visiting them, which were Sinokhanyo Home Based Care on the 27th March 2024 and Sizophila Support and Child Health Forum with Branded	06 HIV & Aids support groups supported with Communicable diseases programmes and promotional material by June 2025	**1.** Umsobomvu Support groups was supported by visiting them to strengthening and empowering their Support Group on the 07th August 2024 at ward 18 **2.** Mfuneliat Unlocked Minds Support Group was also supported by visiting them in order to strengthening	R39 560.00	**Achieved**	N/A	N/A	N/A

KPA N0 5: Good Governance & Public Participation (Municipal Manager's Office)																							
Sub-Result	Issue	Strategic Objective	Objective No.	Strategies	Baseline Information	Project to be Implemented	Output - KPI	KPI No.	KPI Weight	Means of Verification	Budget	Adjusted Budget	Budget Source		Preceding year Performance 2023/2024		Actual Measurable Performance 2024/2025				Root Cause	Reason for Budget variance	Remedial Action
													Internal	External	Annual Target	Actual performance	Annual Target	Actual Performance Non-Financial	Actual Financial	Achieved / Not Achieved			
																Umbrellas; Branded bags; Branded Note Books and Clip Boards to assist them when they are conducting **Door-To-Door** in the Communities. **3.** 2X Education Programmes conducted at Nomagqwathekane Comtech for Qhakaza Kukhanye Support Group on the 24th April 2024 and at OR Tambo and Oliver Regional Hospital Hall for Key ready on the 08th May 2024.		and empowering their Support Group on the 20th August 2024 at ward 20. **3.** Promotional Material which were 16 Umbrellas; 16 Bags and 16 Diaries were procured and 2 x Support Groups which were Sinosizo Support Group and Nolufefe Community Centre supported with Promotional Material on the 31st March 2025. The					

KPA N0 5: Good Governance & Public Participation (Municipal Manager's Office)																							
Sub-Result	Issue	Strategic Objective	Objective No.	Strategies	Baseline Information	Project to be Implemented	Output - KPI	KPI No.	KPI Weight	Means of Verification	Budget	Adjusted Budget	Budget Source		Preceding year Performance 2023/2024		Actual Measurable Performance 2024/2025				Root Cause	Reason for Budget variance	Remedial Action
													Internal	External	Annual Target	Actual performance	Annual Target	Actual Performance Non-Financial	Actual Financial	Achieved / Not Achieved			
																		Promotional Material was handed over by Hon. Mayor at Civic Centre Hall. **1.** 1x LGBQIT++ Support Group Supported with Communicable Disease Education Program which was conducted at Sizityaneni Hall on the 25 April 2025 and . **2.** 1 x Youth Beyond Expectation Support Group Supported with Communicable Diseases Education Progra					

KPA N0 5: Good Governance & Public Participation (Municipal Manager's Office)																								
Sub-Result	Issue	Strategic Objective	Objective No.	Strategies	Baseline Information	Project to be Implemented	Output - KPI	KPI No.	KPI Weight	Means of Verification	Budget	Adjusted Budget	Budget Source		Preceding year Performance 2023/2024		Actual Measurable Performance 2024/2025				Root Cause	Reason for Budget variance	Remedial Action
													Internal	External	Annual Target	Actual performance	Annual Target	Actual Performance Non-Financial	Actual Financial	Achieved / Not Achieved			
																		m which was supposed to be conducted at Qhasa Community Hall ward 11 on the 12th of June 2025 but postponed due to the unavailability of relevant Stakeholders, then it was shifted to the 19th of June 2025.					
					4NGO supported with health care kits	Provide Health Care Kits to functional NGOs and CBOs. Support PLWH by conducting Candle Light	Number of NGO's supported with Health Care Kits and number of supports	5,13,3	0,25	Concept document, delivery note, Distribution Register, attendance Register.					4 NGO's supported with Health Care Kits and support 1 PLWH by conducting HIV/AIDS Candle Light	Health Care Kits was delivered to 4 x NGO's on 14/02/2024 which were: **1.** Sinosizo Support Group,	4 NGO's supported with Health Care Kits and support 1 PLWH by conducting	**4 NGO's supported with Health Care Kits** on the 24th June 2025. The Health Care	R141 04.00	**Achieved**	N/A	N/A	N/A

KPA N0 5: Good Governance & Public Participation (Municipal Manager's Office)																							
Sub-Result	Issue	Strategic Objective	Objective No.	Strategies	Baseline Information	Project to be Implemented	Output - KPI	KPI No.	KPI Weight	Means of Verification	Budget	Adjusted Budget	Budget Source		Preceding year Performance 2023/2024		Actual Measurable Performance 2024/2025				Root Cause	Reason for Budget variance	Remedial Action
													Internal	External	Annual Target	Actual performance	Annual Target	Actual Performance Non-Financial	Actual Financial	Achieved / Not Achieved			
							PLWH by conducting Candle Light									**2.** Linako Home Based Care, **3.** Joseph Ndisile Foundation and **4.** Nofefe Community Centre on the 14 February 2024, handed over by Hon. Cllr Mayor at Council Chamber. HIV/AIDS Candlelight Memorial Service was conducted at Ward 2 Mbuthweni Hall on the 22nd May 2024 to support People Living with HIV (PLWHIV).	HIV/AIDS Candle Light by June 2025	Kits was handed by Honourable Mayor to the following NGO's: **1.** Sinokhanyo Support Group. **2.** San-sit Health Support **3.** Unlock Mind Community Health Centre. **4**. Meje Support Group 1 Candle Light was conducted at Ngcingo School Hall on the 26 June 2025 at Ward 13..					

KPA N0 5: Good Governance & Public Participation (Municipal Manager's Office)																								
Sub-Result	Issue	Strategic Objective	Objective No.	Strategies	Baseline Information	Project to be Implemented	Output - KPI	KPI No.	KPI Weight	Means of Verification	Budget	Adjusted Budget	Budget Source		Preceding year Performance 2023/2024		Actual Measurable Performance 2024/2025				Root Cause	Reason for Budget variance	Remedial Action
													Internal	External	Annual Target	Actual performance	Annual Target	Actual Performance Non-Financial	Actual Financial	Achieved / Not Achieved			
					2 Local AIDS council	Conductin •	Number of Local AIDS Council meetings conducted.	5,13,4	0,25	Attendance register, concept, invitation, minutes.					4 Local AIDS council meetings conducted by June 2024	**1.** Local AIDS Council was conducted on the 15th of August 2023 at Council Chamber. **2.** Local AIDS Council Meeting was conducted on the 10th November 2023 and also the handover of the certificates by Hon.Cllr Mayor. **3**.Local AIDS Council was conducted on the 14th of February 2024. **4.** 1 Local AIDS Council was conducted on the 30th April 2024 at Council Chamber.	4 Local AIDS council meetings conducted by June 2025	4 Local AIDS Council Meeting were conducted as follows **19th of September 2024** at Council Chamber. **19th November 2024** and also the handover of the certificates by Hon.Cllr Mayor. **18th of February 2025. 15th May 2025** at Council Chamber.	R18 900,00	**Achieved**	N/A	N/A	N/A

KPA N0 5: Good Governance & Public Participation (Municipal Manager's Office)																							
Sub-Result	Issue	Strategic Objective	Objective No.	Strategies	Baseline Information	Project to be Implemented	Output - KPI	KPI No.	KPI Weight	Means of Verification	Budget	Adjusted Budget	Budget Source		Preceding year Performance 2023/2024		Actual Measurable Performance 2024/2025				Root Cause	Reason for Budget variance	Remedial Action
													Internal	External	Annual Target	Actual performance	Annual Target	Actual Performance Non-Financial	Actual Financial	Achieved / Not Achieved			
					Distributed 40000 condoms	Condom distribution	Number of condoms distributed	5,13,5	0,25	Distribution Register	R0,00	R0,00	N/A	N/A	40000 condoms distributed by June 2024.	**75000 condoms distributed.** **1**. 16 700 Male Condoms were distributed to the Taverns; Shops and Communities. **2.** 13 500 Male Condoms were distributed to the Taverns and Premises of Municipality. **3**. 25 400 Condoms were Distributed to Communities, Taxi & Bus Ranks and Taverns. **4.** 19 700 Condoms were distributed at Bus rank, Taverns and Communities.	60000 Condoms distributed by June 2025	82700 condoms distributed 21900 Male Condoms were distributed to the Taverns; Shops and Communities. 24000 Male Condoms were distributed to the Taverns and Premises of Municipality. 17900 Condoms were Distributed to Communities, Taxi & Bus Ranks and Taverns. 18900 Condoms were distribut	R0.00	**Achieved**	N/A	N/A	N/A

KPA N0 5: Good Governance & Public Participation (Municipal Manager's Office)																							
Sub-Result	Issue	Strategic Objective	Objective No.	Strategies	Baseline Information	Project to be Implemented	Output - KPI	KPI No.	KPI Weight	Means of Verification	Budget	Adjusted Budget	Budget Source		Preceding year Performance 2023/2024		Actual Measurable Performance 2024/2025				Root Cause	Reason for Budget variance	Remedial Action
													Internal	External	Annual Target	Actual performance	Annual Target	Actual Performance Non-Financial	Actual Financial	Achieved / Not Achieved			
																		ed at Bus rank, Taverns and Communities					
Litigations	Centralisation of legal matters	to ensure proper management of legal matters by June 2027	5,14	By implementing council adopted legal risk management and litigation policy by June 2025	Cases on roll	Progress reports on performance of cases on the roll	Number of progress reports on performance of cases on the roll submitted to the GG Standing Committee	5.14.1	0,25	4 Progress Reports on litigation reports and minutes	R7 030 008,00	R7 330 008,00	R7 330 008,00	N/A	4 Progress reports on litigation performance of cases on the litigation register submitted to the GG Standing Committee by June 2024	4 Progress reports on litigation performance of cases on the litigation register submitted to the GG Standing Committee on 07 September 2023, 20 October 2023,09 February 2024 and 24 June 2024	4 Progress reports on performance of cases on the roll attended and submitted to the GG Standing Committee by June 2025	5 Progress reports on performance of cases on the roll attended and submitted to the GG Standing Committee on 13-09-2024;24 -10-2024;20-02-2025;16-05-2025 &12-06-2025	R7 154 127,01	**Achieved**	N/A	N/A	N/A
				By implementing council adopted legal risk management and litigation policy by	2 worksh ops	Conducting Awareness workshops on case law and contract management	Number of workshops conducted on case Law and contract management	5.14.2	0,5	Attendance Register and Presentation	R0,00	R0,00	N/A	N/A	2 workshops conducted on approved Municipal By laws, by June 2024	2 workshops conducted on 06 December 2023 on Implications of POPIA; Municipal By laws, by 27 June 2024	2 worksh ops conducted on Case law and contract management by June 2025	8 Worksh ops conducted; Vendor Performance and Contract to DP Strat Planning session	R0,00	**Achieved**	N/A	N/A	N/A

KPA N0 5: Good Governance & Public Participation (Municipal Manager's Office)																							
Sub-Result	Issue	Strategic Objective	Objective No.	Strategies	Baseline Information	Project to be Implemented	Output - KPI	KPI No.	KPI Weight	Means of Verification	Budget	Adjusted Budget	Budget Source		Preceding year Performance 2023/2024		Actual Measurable Performance 2024/2025				Root Cause	Reason for Budget variance	Remedial Action
													Internal	External	Annual Target	Actual performance	Annual Target	Actual Performance Non-Financial	Actual Financial	Achieved / Not Achieved			
				June 2025														on 06-08-24 ; Vendor Performance and Contract Management 02& 3-09-25; case law on Zinju//KSD iro By Law Enforcement; Corporate Services case law, MEC for LGVT// Knysna Municipality & Ano (recruitment) and AK//NPC (S60 EEA) on 11-09-24; Case law to Comm Serv Maggazana// BCM on 05-03-2025 and effective enforce					

KPA N0 5: Good Governance & Public Participation (Municipal Manager's Office)																							
Sub-Result	Issue	Strategic Objective	Objective No.	Strategies	Baseline Information	Project to be Implemented	Output - KPI	KPI No.	KPI Weight	Means of Verification	Budget	Adjusted Budget	Budget Source		Preceding year Performance 2023/2024		Actual Measurable Performance 2024/2025				Root Cause	Reason for Budget variance	Remedial Action
													Internal	External	Annual Target	Actual performance	Annual Target	Actual Performance Non-Financial	Actual Financial	Achieved / Not Achieved			
																		ment on 05-03-25; SPLUMA Amendments to DP Council Strat Planning session on 20-06-25; workshop on labour case to LLF induction on 25 June 2025					
Public Participation	Improved performance of public participation structures	To strengthen and enhance public participation Mechanism by June 2027	5,15	By building capacity and support to public participation by June 2025	64 ward committee members trained and monitored	Provision of training and monitoring of public participation structures,	Number of training and monitoring of public participation structures provided	1.15.1	1	Distribution register, Advert, Concept Document and attendance register, council resolution extract, schedule of committee meeting	R1 077 036, 00	R1 1770 .36	R1 077 036 ,00	N/A	Provision of training to 64 ward committee members and monitoring of public participation structures by June 2024.	Provision of stationery to 92 ward committee members. Training of ward committees was done on the 16 to 27 November 2023 at Sinawe Guest House. Schedule of ward committee meetings was adopted on the 27th of June 2024	Trained 64 and supported 355 ward committee members by June 2025	79 Ward Committee members trained on the 18 & 19 March 2025 at Mbizana Civic Centre. Schedule of Ward Committee Meeting 25/26 fy adopted on 30 June 2025. Supported 355	R71 631, 80	**Achieved**	N/A	N/A	N/A

KPA N0 5: Good Governance & Public Participation (Municipal Manager's Office)																								
Sub-Result	Issue	Strategic Objective	Objective No.	Strategies	Baseline Information	Project to be Implemented	Output - KPI	KPI No.	KPI Weight	Means of Verification	Budget	Adjusted Budget	Budget Source		Preceding year Performance 2023/2024		Actual Measurable Performance 2024/2025				Root Cause	Reason for Budget variance	Remedial Action
													Internal	External	Annual Target	Actual performance	Annual Target	Actual Performance Non-Financial	Actual Financial	Achieved / Not Achieved			
																for 2024-2025 FY		ward committee members with promotional material (counter books and Black bic pens).					
	Compliance with Section 73 MSA	To ensure coordinated public participation in all municipal programs by June 2027		By facilitating consultative session with communities to ensure public involvement in all municipal programs by June 2025	Community education in conducted in 12 wards	To facilitate 15 consultative sessions with communities	Number of consultative sessions with communities conducted	5.15.2		Concept Document and attendance register					12 community education programs conducted by June 2024.	12 Community Education Programs were conducted in Ward 02 17/08/2023 Ward 11 on 21/08/23 Ward 30 on 20/09/2023 Ward 21 on 16/11/2023 Ward 15 on 17/11/2023 Ward 12 on 29/11/2023 Ward 9 21/02/24 Ward 28 on 13/03/2024 Ward 26	15 Community education meetings conducted by June 2025	15 Community education programs conducted in ward 01 on 18/07/24, ward 31 on 14/08/24, ward 30 on 23/09/24, ward 29 on 30/09/24 ward 07 on 16/10/24, ward 19 on 23/10/24, ward 10 on 24/10/24 , ward 13 on 21/02/2025, ward	R366 490,00	**Achieved**	N/A	N/A	N/A

KPA N0 5: Good Governance & Public Participation (Municipal Manager's Office)																								
Sub-Result	Issue	Strategic Objective	Objective No.	Strategies	Baseline Information	Project to be Implemented	Output - KPI	KPI No.	KPI Weight	Means of Verification	Budget	Adjusted Budget	Budget Source		Preceding year Performance 2023/2024		Actual Measurable Performance 2024/2025				Root Cause	Reason for Budget variance	Remedial Action
													Internal	External	Annual Target	Actual performance	Annual Target	Actual Performance Non-Financial	Actual Financial	Achieved / Not Achieved			
																on 18/03/24 Ward 12 on the 8th of May 2024 Ward 14 on the 09th of May 2024 and Ward 06 on the 10th of May 2024.		16 on 18/03/2025, ward18 on 04/03/2025, ward 20 on 17/03/2025, 16/04/2025 in ward 01 Mbizana Civic centre, 14/05/25 in ward 10 P.J Mhlanti Community Hall, 16/05/25 in ward 22 Lukholo community hall and ward 32 on 21/05/25					
	Improved performance of public participation structures	To strengthen and enhance public participation Mechanism by June 2027		By building capacity and support to public participation by June 2025	320 ward committee members elected, 12 ward committee structures monitored	Monitoring of ward committee structures	Number of monitored ward committee structures	5.15.3		Attendance register and monitoring reports					12 ward committee seating's monitored by June 2024.	12 Ward Committee meetings monitored at Ward 25 on the 27th of July 2023. Ward 16 on the 25th of August 2023. Ward 8 on	12 Ward committee seating's monitored by June 2025	14 ward committee meetings monitored in ward 26 19/08/2024, 23/08/24 ward 17,	R0,00	**Achieved**	N/A	N/A	N/A

KPA N0 5: Good Governance & Public Participation (Municipal Manager's Office)																							
Sub-Result	Issue	Strategic Objective	Objective No.	Strategies	Baseline Information	Project to be Implemented	Output - KPI	KPI No.	KPI Weight	Means of Verification	Budget	Adjusted Budget	Budget Source		Preceding year Performance 2023/2024		Actual Measurable Performance 2024/2025				Root Cause	Reason for Budget variance	Remedial Action
													Internal	External	Annual Target	Actual performance	Annual Target	Actual Performance Non-Financial	Actual Financial	Achieved / Not Achieved			
																the 18th of September 2023. Ward 01 on 26/10/23, Ward 32 on 25/10/23, Ward 17 on 28/11/23, Ward 14 on 24/01/24, Ward 28 on 28/02/24, Ward 13 26/03/24, Ward 19 on the 25th of April, ward 06 on 26th April and Ward 30 on the 23rd of May 2024.		23/08/2024 ward 32, 12/09/2024 ward 08, 16/10/2024 ward 10, 23/10/2024 ward 31, 09/11/2024 ward 13, 24/01/2025 ward 24, 27/01/2025 ward 16, 24/02/2025 ward 03, 25/03/2025 ward 04, 24/04//2024 ward 07, 20/05/2025 ward 02, 23/05/2025 ward 21.					

KPA N0 5: Good Governance & Public Participation (Municipal Manager's Office)																							
Sub-Result	Issue	Strategic Objective	Objective No.	Strategies	Baseline Information	Project to be Implemented	Output - KPI	KPI No.	KPI Weight	Means of Verification	Budget	Adjusted Budget	Budget Source		Preceding year Performance 2023/2024		Actual Measurable Performance 2024/2025				Root Cause	Reason for Budget variance	Remedial Action
													Internal	External	Annual Target	Actual performance	Annual Target	Actual Performance Non-Financial	Actual Financial	Achieved / Not Achieved			
					1 CDW awareness campaign, 5 CDW Round table meetings	1 CDW awareness campaign and 4 round table meetings	Number of community education programs conducted	5.15.4		Attendance register for awareness and meetings.					1 CDW Awareness campaign, 2 round table meetings, 4 ward war rooms monitored. By June 2024.	4 Ward War rooms monitored in Ward 13 on 13/09/23, Ward 23 on 19/09/23 Ward 01 on 20/09/23 and Ward 13 war room on 06/12/23. 4 CDW Round table meetings were held on 28/09/2023,31/10/2023 ,28/11/2023 and 22 May 2024. 1 CDW Awareness Campaign was conducted on the 20th of March 2024 at Ward 02.	1 CDW Awareness campaign, 4 round table meetings conducted by June 2025	1 CDW Awareness campaign was conducted in ward 02 Mkhambathi Village on 25 March 2025. 5 CDW Round table meetings were held on 25/11/2024, 27/08/2024, 28/01/2025, 04/02/2025 and 29/05/2025	R43 450.00	**Achieved**	N/A	N/A	N/A
					1 Mayoral Imbizo, 1 IDP& Budget Road show and 1 Annual Report consult	1 Mayoral Imbizo,1 IDP& Budget Road show and 1 Annual Report consultation	Number Of consultative sessions facilitated.	5.15.5		Concept document, public comments, attendance registers for Annual	R191 940,00	R191 940,00	R191 940,00	N/A	Facilitate 03 consultative session with communities by June 2024	1 Mayoral Imbizo program was held from 31/10/23 to 06/11/23. 1 Annual Report Public Consultati	Facilitate 03 consultative session with communities by June 2025	1 Mayoral Imbizo programs were held from 05/11/2024 to 18/11/2024 in	R75 880,00	**Achieved**	N/A	N/A	N/A

KPA N0 5: Good Governance & Public Participation (Municipal Manager's Office)																								
Sub-Result	Issue	Strategic Objective	Objective No.	Strategies	Baseline Information	Project to be Implemented	Output - KPI	KPI No.	KPI Weight	Means of Verification	Budget	Adjusted Budget	Budget Source		Preceding year Performance 2023/2024		Actual Measurable Performance 2024/2025				Root Cause	Reason for Budget variance	Remedial Action
													Internal	External	Annual Target	Actual performance	Annual Target	Actual Performance Non-Financial	Actual Financial	Achieved / Not Achieved			
					ation held					report public consultation. Public Comments for Mayoral Imbizo & Road Shows						on was conducted on 04/03/24 at Ward 29 and 06/03/24 at Ward 01. 1 IDP & Budget road shows were held from 18 April to the 06th of May 2024 according to cluster.		all wards. 1 annual report public consultation was conducted on 13/03/2025 in ward 01 Civic centre and 17/03/2025 in ward 09 Gciniliz we community hall. IDP & Budget roadshows we conducted from 22/04/2025 to 07/05/2025					
Council	Compliance with Sec 18(1) and (2) of Municipal Structures Act.	To ensure proper sitting of Council and Council Committees by June 2027	5,16	By adhering to the council adopted schedule of council meetings by June 2024	Adopted schedule of council meetings and its committee for 2022/2023	Coordinate sitting of Council Meetings and council committees	Number of council meetings and number of council committees convened	5.16.1		Adopted schedule for 2024/25 FY, Adverts, Notices, Attendance Register/ Screen Shots	R342 048.00	R342 048.00	R342 048.00	N/A	Facilitate 4 council meetings and 36 council committee meetings by June 2024	Schedule of council and its committees was adopted on the 27 June 2024 for 2024/2025 FY. Four Ordinary Council Meetings facilitated - 30	Facilitate four council meeting and 36 council committee meetings by June 2025	Schedule of Council and Council Committees for 2025/2026 FY adopted on the 30/06/2025, 4 (Four) Ordinar	R250 651,00	**Achieved**	N/A	N/A	N/A

KPA N0 5: Good Governance & Public Participation (Municipal Manager's Office)																							
Sub-Result	Issue	Strategic Objective	Objective No.	Strategies	Baseline Information	Project to be Implemented	Output - KPI	KPI No.	KPI Weight	Means of Verification	Budget	Adjusted Budget	Budget Source		Preceding year Performance 2023/2024		Actual Measurable Performance 2024/2025				Root Cause	Reason for Budget variance	Remedial Action
													Internal	External	Annual Target	Actual performance	Annual Target	Actual Performance Non-Financial	Actual Financial	Achieved / Not Achieved			
																/08/23, 12/12/2023, 27/03/2024, 27/06/2024 and seven Special Council Meetings and seventy-two council committee meetings convened by June 2024		y Council Meetings facilitated- 30/10/2024, 31/01/2025, 31/03/2025 & 30/06/2025 and 66 (Sixty-six) Council Committees convened by June 2025					
By Laws	Compliance with laws and regulations	To ensure proper regulation of the municipal powers and functions by June 2027	5,17	By facilitating review al and/or developed Municipal By Laws by June 2024	42 reviewed and gazetted by laws	Gazetting of municipal bylaws	Number of Gazetted municipal bylaws	5.17.1	0,25	Gazette printout	R65 004, 00	R13 7 004, 00	R13 7 004 ,00	N/A	5 municipal Bylaws approved by Council by June 2024	6 Municipal By Laws reviewed and approved by the council on 27 June 2024	5 Municipal By laws Gazetted by June 2025	5 Municipal By Law Gazetted; 2 gazetted on 17-02-25 namely Electricity; debt collection & credit control bylaw and 3 gazetted on 09-06-2025 namely; cemeteries & crematoria by	R13 7 004, 00	**Achieved**	N/A	N/A	N/A

KPA N0 5: Good Governance & Public Participation (Municipal Manager's Office)																						
Sub-Result	Issue	Strategic Objective	Objective No.	Strategies	Baseline Information	Project to be Implemented	Output - KPI	KPI No.	KPI Weight	Means of Verification	Budget	Adjusted Budget	Budget Source		Preceding year Performance 2023/2024		Actual Measurable Performance 2024/2025				Root Cause	Reason for Budget variance	Remedial Action
													Internal	External	Annual Target	Actual performance	Annual Target	Actual Performance Non-Financial	Actual Financial	Achieved / Not Achieved			
																		law, air quality by law and the					

CHAPTER 4: ORGANISATIONAL DEVELOPMENT PERFORMANCE

9. COMPONENT A: INTRODUCTION TO MUNICIPAL PERSONNEL

9.1 Employee Totals, Turnover and Vacancies

Employees				
	2024-2025			
Description	Approved Posts	No. Of Employees	Vacancies	Vacancy Rate in %
Municipal Manager	38	35	03	8%
Corporate Services	46	44	02	4%
Budget & Treasury	25	25	0	0%
Community Services	131	115	16	12%
Engineering Services	43	38	05	12%
Development Planning	22	20	02	9%

Meetings, Administration and Registry Services

For the financial year of 2024/25 the records management unit undertook the following tasks to completion:

- Quarterly trained records end-users on records classification systems requirements and policy reviews
- Facilitated and coordinated awareness's for records end-users on file plan use and proposed file plan revisions.
- Facilitated and coordinated development of inventory of records Performed project management working with consultants on inventory work.
- Facilitated and coordinated records management office audit by internal audit office Annually records end-user's awareness with file plan referencing, transfer of semi-current and non-current records, as well as records requested kept in registry office.
- Application for disposal authority for correspondences.

Managing the Work Force

9.2 Policies

Human Resources Policies				
	Name of Policy	Completed	Reviewed	Adopted
1	Staff Establishment (organisational structure)	Yes	No	28 June 2024
2	Human Resource Plan	Yes	No	28 June 2024
3	Employment Equity Policy	Yes	No	28 June 2024
4	Work Skills Plan	Yes	No	28 June 2024
5	Acting Policy	Yes	No	28 June 2024
6	Attendance & Punctuality Policy	Yes	No	28 June 2024
7	Chronic illness Policy	Yes	No	28 June 2024
8	Disciplinary Code & Procedure	Yes	No	28 June 2024
9	Employee Wellness Policy	Yes	No	28 June 2024
10	Employment Benefits & Conditions Policy	Yes	No	28 June 2024
11	Recruitment & Selection Policy	Yes	No	28 June 2024
12	Grievance & Procedure Policy	Yes	No	28 June 2024
13	Performance Management & Development Systems Policy	Yes	No	28 June 2024
14	Job Evaluation	Yes	No	28 June 2024
15	Leave Policy	Yes	No	28 June 2024
16	Placement & Migration Policy	Yes	No	28 June 2024
17	Occupational Health & Safety Policy	Yes	No	28 June 2024
18	Organisational Design Policy	Yes	No	28 June 2024

Human Resources Policies				
	Name of Policy	**Completed**	**Reviewed**	**Adopted**
19	Overtime Policy	Yes	No	28 June 2024
20	Retention Policy	Yes	No	28 June 2024
21	Remuneration Policy	Yes	No	28 June 2024

Suspensions

There were no suspensions in 2024/2025 financial year.

Injuries

During the year under review, the municipality recorded four reported injuries resulting from car accidents. These incidents were documented as part of the occupational health and safety monitoring process.

Sickness

The municipality has recorded 1210 sick leave days taken by employees in 2024/2025 financial year. Sick leave is monitored and managed through leave management policy that was last reviewed and adopted in June 2024.The municipality has Payroll system sage 300 in place to manage employees sick leave days.All leave of absence due ,granted and taken are recorded in a leave register electronic format and manual and noted on daily attendance register and that leave register is under control of Manager:Human Resources.An employee's leave record is made available for employee's superiors at all reasonable times.Leave is granted with due consideration to the requirements of Municipality's services.

Leadership Training

During the year under review, the municipality did not provide any leadership training for senior management. Training was provided to twenty officials,

1. Three officials trained on Records Management

2. Three from Payroll Accountant trained on Payroll system users Sage 300

3. One from Electrical Engineering trained on Operating regulations

4. One from Corporate Services trained on Introduction to OHS Act Advance

5. One from Community services Hazadous waste management

6. Two from BTO GRAP, financial reporting template

7. Three from ICT trained on CompTIA security +

8. Three official from Fleet Management trained on tracking system

9. Three employees from Asset Management trained in Municipal Asset Management compliance.

Performance Rewards

There have been no performance rewards awarded in the concerned financial year.

9.3 Human Resources and Skills Management

The objective of the section is to ensure the effective utilisation and maximum development of human capital as well as maintaining a high morale among employees.

The following programmes were run by the section in this financial year:

i. 14 new applicants (employees) have been granted study assistance to further their qualifications;
ii. 12 employees are continuing beneficiaries from previous years;
iii. 04 study assistance beneficiaries graduated in their respective courses;
iv. 01 finance intern is registered and studying Municipal Finance Management Programme (MFMP);
v. 01 middle manager is registered and studying Municipal Finance Management Programme (MFMP);
vi. Twenty-five (25) students were afforded work exposure through the Work Integrated Learning (WIL) programme which is hosted by the Walter Sisulu University for learners coming from Winnie Madikizela-Mandela LM jurisdiction;
vii. Fifteen (15) in-service training students are continuing with their eighteen (18) months' workplace exposure;

9.4 Information and Communication Technology Services

ICT supports a server room with 3 hosts with 12 virtual servers, a UPS for the entire server room with a backup generator. UPSs are installed in all our cabinets and in both our satellite offices cabinets. Two of the 3 hosts (servers), a storage server and a VEEAM server were procured in May 2025. Our servers are performing well and stable including the financial management system which is a stand alone server.

The municipality has a fully functional VoIP telephony system with mobile VoIP handsets used in satellite offices.

To improve internet and email traffic, the municipality has a 100mb fibre (Metro-E) running Voice over IP (VoIP), VIDEO and standard Data traffic. The Municipality has both physical and wireless Access points (Wi-LAN). All our Distribution points (cabinets) have POE switches providing power to all IP phones.

The Municipality has a backup system called Redstor which helps the institution to be able to back up all critical information from laptops and desktops and all servers. In addition to Redstor, the municipality is utilising a dedicated server hosting VEAAM as a back-up solution and a replica.

The Municipality has an offsite storage. Daily backups are kept and stored in this offsite storage that is fire proof, in a Data Centre in Centurion, Gauteng.

The Municipality has an adopted Disaster Recovery Plan to be implemented with the adopted Business Continuity Plan. This is to ensure smooth recovery with minimal negative impact when a disaster occurs.

Challenges

The municipality is experiencing the following challenges:

- Aging network infrastructure on the two sites (Main site and DLTC).
- Internet connectivity breakouts, mainly caused by power outages and developments around the area and the Telkom Exchange.

Actions being taken

We have added a project for network infrastructure upgrade on the SDBIP and on the budget for 2026/2027. The municipality has included in the planning documents ,the acquiring a failover line, to take over when the main line is down.

Employee Wellness

The municipality is committed to promoting equal opportunities and fair treatment for all its employees, through the elimination of unfair discrimination and integrated wellness programmes and policies. The municipality has adopted a holistic approach to address social and work-related problems through awareness programmes for its employees on the of HIV and AIDS, Chronic illness, Disability, Occupational Health and Safety for its employees.
The Wellness policies e.g. OHS Policy, Chronic Policy and EAP policy were reviewed and adopted on the 28th of June 2024.

The Wellness section has achieved the following milestones: -

i. Conducted Employee Wellness campaign on Cancer Awareness;
ii. Referred 1326 employees for medical check-ups;
iii. Induction of 22 OHS committee members and Representatives conducted;
iv. Conducted a Health & Safety awareness in use of Fire Extinguishers to 66 employees;
v. Inspection of municipal fleet i.e. 20 vehicles and 08 plant/machinery/trucks;
vi. Reported and maintained 3 major injury on duty cases;
vii. Referred 2 cases for psychological evaluation;
viii. Servicing of existing extinguishers and purchasing and erecting of new ones; and

Adhering to the regulation of having a functional OHS committee and the co-ordination of its quarterly sitting.

CHAPTER 5: FINANCIAL MANAGEMENT

10. COMPONENT A: FINANCIAL MANAGEMENT

10.1 Financial Disclosure

The financial disclosure was done by the Municipal Manager, five Senior Managers reporting to the Municipal Manager as well as all SCM Officials of the municipality. Sixty-two Councillors also completed the financial disclosure requirements.

Senior Management Disclosure forms



Winnie Madikizela-Mandela
Local Municipality

DISCLOSURE FORM FOR BENEFITS AND INTERESTS

I, (Name & Surname LUVUYO MAHLAKA

Postal Address: P.O. BOX 734 MARGATE 4275

Residential Address: LOT NO 1112 BRANDT ROAD MARGATE 4275

Tel: 039 2570230 Cellphone: 071 360 4419

Email Address: mahlaka@mbizana.gov.za

Hereby certify that the following information is complete and correct to the best of my ability.

1. Shares, securities and other financial interests (Not bank accounts with financial institutions)

Number of Shares	Nature	Nominal Value	Name of company/entity
	N/A		

2. Interest in a trust

Name of trust	Amount of remuneration/income
	N/A

3. Membership, directorship and partnership

Name of corporate entity, partnership or firm	Type of business	Amount of remuneration/income
	N/A	

DECLARATION OF INTEREST FORM – 2024/2025 FY 1



4. Remunerated work outside the Municipality

Name of employer	Type of work	Amount of remuneration/income
	N/A	

5. Consultancies, Retainerships and Relationships

Name of client	Nature	Type of business activity	Value of any benefits received
	N/A		

6. Subsidies, grants and sponsorships by any organization

Source of assistance	Description of assistance	Value of assistance
	N/A	

7. Gifts and hospitality from a source other rather than family member

Description	Value	Member
	N/A	

8. Land and property

Description	Extent	Area	Value
LOT NO 1112	1420 QM	BRANDT ROAD	R990 000-00

SIGNATURE OF EMPLOYEE

DATE 01/07/2024

PLACE BIZANA

DECLARATION OF INTEREST FORM – 2024/2025 FY 2

Winnie Madikizela-Mandela
Local Municipality

DISCLOSURE FORM FOR BENEFITS AND INTERESTS

I, (Name & Surname Zakhele Alex Zukulu

Postal Address: Box 12
Bizana

Residential Address: Esikhumbeni A/A
Zizitjaneni Location

Tel: 039 251 0230 Cellphone: 076 0620283

Email Address: zukuluz@mbizana.gov.za

Hereby certify that the following information is complete and correct to the best of my ability.

1. Shares, securities and other financial interests (Not bank accounts with financial institutions)			
Number of Shares	Nature	Nominal Value	Name of company/entity
	N/A		

2. Interest in a trust	
Name of trust	Amount of remuneration/income
N/A	N/A

3. Membership, directorship and partnership		
Name of corporate entity, partnership or firm	Type of business	Amount of remuneration/income
Zukhanye South Development	NPO	N/A

Maza Solutions	Private Company	N/A
Optimists Savings Group	Stokvel	N/A

4. Remunerated work outside the Municipality		
Name of employer	Type of work	Amount of remuneration/income
N/A	N/A	N/A

5. Consultancies, Retainerships and Relationships			
Name of client	Nature	Type of business activity	Value of any benefits received
N/A	N/A	N/A	N/A

6. Subsidies, grants and sponsorships by any organization		
Source of assistance	Description of assistance	Value of assistance
N/A	N/A	N/A

7. Gifts and hospitality from a source other rather than family member		
Description	Value	Member
N/A	N/A	N/A

8. Land and property			
Description	Extent	Area	Value
Land & Building	1012		R 1394 715.23

SIGNATURE OF EMPLOYEE

DATE 26/03/2024

PLACE MBIZANA

Winnie Madikizela-Mandela Local Municipality

DISCLOSURE FORM FOR BENEFITS AND INTERESTS

I, (Name & Surname) SINOTHANDO LAWRENCE MTSHENGU

Postal Address: SAME AS RESIDENTIAL

Residential Address: NO. 11 FAIRWAY STREET, ST MICHAELS 4285

Tel: 039 251 023 Cellphone: 072 122 1139

Email Address: mtshengus@mbizana.gov.za

Hereby certify that the following information is complete and correct to the best of my ability.

1. Shares, securities and other financial interests (Not bank accounts with financial institutions)

Number of Shares	Nature	Nominal Value	Name of company/entity
		N/A	

2. Interest in a trust

Name of trust	Amount of remuneration/income
N/A	

3. Membership, directorship and partnership

Name of corporate entity, partnership or firm	Type of business	Amount of remuneration/income
N/A	N/A	N/A

N/A	N/A	N/A

4. Remunerated work outside the Municipality

Name of employer	Type of work	Amount of remuneration/income
N/A	N/A	N/A

5. Consultancies, Retainerships and Relationships

Name of client	Nature	Type of business activity	Value of any benefits received
N/A	N/A	N/A	N/A

6. Subsidies, grants and sponsorships by any organization

Source of assistance	Description of assistance	Value of assistance
N/A	N/A	N/A

7. Gifts and hospitality from a source other rather than family member

Description	Value	Member
N/A	N/A	N/A

8. Land and property

Description	Extent	Area	Value
Property	1140.00m²	11 FAIRWAY ST. MICHAELS	R1.6M.

SIGNATURE OF EMPLOYEE

DATE 11.07.2024

PLACE BIZANA.

Winnie Madikizela-Mandela Local Municipality

DISCLOSURE FORM FOR BENEFITS AND INTERESTS

I, (Name & Surname ZIHLE GWALA

Postal Address: P.O. BOX 210 257 BIZANA 4800

Residential Address: NIKWE LOCATION
WARD 17 MBIZANA

Tel: N/A Cellphone: 073 276 3987

Email Address: zihlegwala@gmail.com

Hereby certify that the following information is complete and correct to the best of my ability.

1. Shares, securities and other financial interests (Not bank accounts with financial institutions)

Number of Shares	Nature	Nominal Value	Name of company/entity
N/A	N/A	N/A	N/A

2. Interest in a trust

Name of trust	Amount of remuneration/income
N/A	N/A

3. Membership, directorship and partnership

Name of corporate entity, partnership or firm	Type of business	Amount of remuneration/income
N/A	N/A	N/A

4. Remunerated work outside the Municipality

Name of employer	Type of work	Amount of remuneration/income

5. Consultancies, Retainerships and Relationships

Name of client	Nature	Type of business activity	Value of any benefits received
N/A	N/A	N/A	N/A

6. Subsidies, grants and sponsorships by any organization

Source of assistance	Description of assistance	Value of assistance
N/A	N/A	N/A

7. Gifts and hospitality from a source other rather than family member

Description	Value	Member
N/A	N/A	N/A

8. Land and property

Description	Extent	Area	Value
Apartment	Sectional title		R 1 200 000
"	"		R 1 600 000

SIGNATURE OF EMPLOYEE

DATE 05/07/24

PLACE MBIZANA.

Winnie Madikizela-Mandela Local Municipality

DISCLOSURE FORM FOR BENEFITS AND INTERESTS

I, (Name & Surname SISEKHO SAKO

Postal Address: 6 FEINBERG ROAD
MARGATE ; 4275

Residential Address: 6 FEINBERG ROAD
MARGATE ; 4275

Tel: N/A Cellphone: 072 392 8194

Email Address: SakoS@Mbizana.gov.za

Hereby certify that the following information is complete and correct to the best of my ability.

1. Shares, securities and other financial interests (Not bank accounts with financial institutions)

Number of Shares	Nature	Nominal Value	Name of company/entity
	N/A		

2. Interest in a trust

Name of trust	Amount of remuneration/income
FNB UNIT TRUST	R15 000

3. Membership, directorship and partnership

Name of corporate entity, partnership or firm	Type of business	Amount of remuneration/income
FEWE	Close Co-operation	R 0.00

4. Remunerated work outside the Municipality

Name of employer	Type of work	Amount of remuneration/income
Eskom Expo	Mentor	R185 /hr

5. Consultancies, Retainerships and Relationships

Name of client	Nature	Type of business activity	Value of any benefits received
LEKO Consulting	HUSBAND'S EMPLOYER	CONSULTANT	NIL
RSMS Group	SPOUSE OWNED	CONSULTANT	NIL

6. Subsidies, grants and sponsorships by any organization

Source of assistance	Description of assistance	Value of assistance
	N/A	

7. Gifts and hospitality from a source other rather than family member

Description	Value	Member
	N/A	

8. Land and property

Description	Extent	Area	Value
House	1100 m²	MARGATE	R840 K

SIGNATURE OF EMPLOYEE

DATE 05-07-2024

PLACE BIZANA

Winnie Madikizela-Mandela Local Municipality

DISCLOSURE FORM FOR BENEFITS AND INTERESTS

I, (Name & Surname) Nobahle Mafumbatha

Postal Address: P.O Box 12 Bizana

Residential Address: Ngcingo Location Bizana

Tel: 039 2510 750 Cellphone: 082 370 7209

Email Address:

Hereby certify that the following information is complete and correct to the best of my ability.

1. Shares, securities and other financial interests (Not bank accounts with financial institutions)

Number of Shares	Nature	Nominal Value	Name of company/entity
	N/A		

2. Interest in a trust

Name of trust	Amount of remuneration/income
N/A	

3. Membership, directorship and partnership

Name of corporate entity, partnership or firm	Type of business	Amount of remuneration/income
	N/A	

4. Remunerated work outside the Municipality

Name of employer	Type of work	Amount of remuneration/income
	N/A	

5. Consultancies, Retainerships and Relationships

Name of client	Nature	Type of business activity	Value of any benefits received
	N/A		

6. Subsidies, grants and sponsorships by any organization

Source of assistance	Description of assistance	Value of assistance
	N/A	

7. Gifts and hospitality from a source other rather than family member

Description	Value	Member
	N/A	

8. Land and property

Description	Extent	Area	Value
	N/A		

SIGNATURE OF EMPLOYEE

DATE 11 July 2024

PLACE Bizana

10.2 Statement of Financial Performance

The statement of financial performance prepared by the municipality shows that the municipality has in the 2024/25 financial year continued to record an operating surplus. This may be attributed to increases in the operating grants coupled with recorded savings that might have been as a result of savings on contracted, general expenses and, a decrease recorded in the provision for dumping site rehabilitation as a result of revised figures compared to the annual budget estimates. There were also savings on recorded on non-cash expenditures like depreciation, Impairment losses and debt impairment which may have been as a result of little impairments recorded for the year as initially anticipated as well as improved debt collection measures. This surplus is also as a result of revenue recognised on conditional grants received and spent that were used to create and rehabilitate assets where the corresponding expenditure is reported in the statement of financial position while the revenue recognised goes to the accumulated surpluses to create funding for the amortisation of the corresponding assets over their useful lives.

This statement shows revenue from Exchange Transactions at above R129.2 million, Property Rates at R22.8 million and grants at more than R436 million. The total expenditure on the other hand shows a total expenditure of R468 million including losses on disposal of assets (see annual financial statements contained in this annual report).

10.3 Grants

Winnie Madikizela-Mandela Local Municipality received grant funding for the 2024/25 financial year as reflected on the Division of Revenue Act 5 2024, Appropriation Act and the Provincial Government Gazette. The grant funding for the year was as follows and all the grants were received: -

Description	2024/25 Adjusted Budget	2025/26 Budget	2026/27 Forecast
Equitable Share	R 359 441 000,00	R 357 855 000,00	R 355 590 000,00
Financial Management Grant	R 2 100 000,00	R 2 100 000,00	R 2 300 000,00
Municipal Infrastructure Grant	R 56 512 000,00	R 67 045 000,00	R 64 591 000,00
Integrated National Electrification Grant	R 22 831 367,00	R 22 008 000,00	R 15 000 000,00
EPWP Grant	R 2 981 000,00	R 3 111 000,00	R0.00
DSRAC Library Subsidy	R 1 147 000,00	R 732 024,00	R 732 024,00
Government Support Grant			
Municipal Disaster Response Grant	R 21 829 000,00		
Neighbourhood Development Grant			R 1 000 000,00
Total	**R 466 841 367,00**	**R 452 815 024,00**	**R 439 213 024,00**

- **Equitable Share**: is utilized mainly for funding operations and could also be used for a smaller portion of capital expenditure
- **Municipal Infrastructure Grant**: is a conditional grant for the funding of municipal infrastructure developments ranging from roads, community facilities and economic development infrastructure

- **Financial Management Grant**: is aimed at building the financial management capacity as well as for the procurement and maintenance of financial systems.
- **Integrated National Electrification Grant**: is a conditional grant used for electrification of rural villages to ensure universal access to the service.
- **Disaster Response Grant**: is a conditional grant availed to the municipality to reconstruct infrastructure damaged by disaster that may have occurred
- **General Budget Support Grant**: is a conditional grant availed to the municipality following applications to support manufacturing in the area through construction of manufacturing hubs

Winnie Madikizela-Mandela Local Municipality received other grant funding for the 2024/25 financial year as indicated in the provincial gazette which has also been included on the total indicated above. The grant funding for the year was as follows and all the grants were received: -

Description	2024/25 Adjusted Budget	2025/26 Budget	2026/27 Budget
LIBRARY SUBSIDY	R 1 147 000,00	R 732 024,00	R 732 024,00
TOTAL	**R 1 147 000,00**	**R 732 024,00**	**R 732 024,00**

10.4 Grant Spending Comparison

The table below shows the municipality's spending on grants received from all spheres of government comparing the current year to the previous two financial years.

Description	2024/25 Adjusted Budget	2025/26 Budget	2026/27 Forecast
Equitable Share	R 359 441 000,00	R 357 855 000,00	R 355 590 000,00
Financial Management Grant	R 2 100 000,00	R 2 100 000,00	R 2 300 000,00
Municipal Infrastructure Grant	R 56 512 000,00	R 67 045 000,00	R 64 591 000,00
Integrated National Electrification Grant	R 22 831 367,00	R 22 008 000,00	R 15 000 000,00
EPWP Grant	R 2 981 000,00	R 3 111 000,00	R0.00
DSRAC Library Subsidy	R 1 147 000,00	R 732 024,00	R 732 024,00
Government Support Grant			
Municipal Disaster Response Grant	R 21 829 000,00		
Neighbourhood Development Grant			R 1 000 000,00
Total	**R 466 841 367,00**	**R 452 815 024,00**	**R 439 213 024,00**

Unspent Conditional Grants Comparison									
	2024/25 Allocation	2024/25 Expenditure	2024/25 Unspent	2023/24 Allocation	2023/24 Expenditure	2023/24 Unspent	2022/23 Allocation	2022/23 Expenditure	2022/23 Unspent
National Allocations									
Operational	***36 367 040***	***36 360 193***	***6 847***	***40 332 000***	***34 407 960***	***5 924 040***	***34 977 000***	***34 977 000***	***-***
Financial Management Grant	2 100 000	2 093 420	6 580	2 100 000	2 100 000	-	2 100 000	2 100 000	-
Municipal Disaster Response Grant	5 924 040	5 923 773	267	19 190 000	13 265 960	5 924 040	12 790 000	12 790 000	-
Expanded Public Works Programme	2 981 000	2 981 000	-	3 042 000	3 042 000	-	3 687 000	3 687 000	-
Municipal Infrastructure Grant			-	-	-	-			-
Integrated National Electrification Grant	25 362 000	25 362 000	-	16 000 000	16 000 000	-	16 400 000	16 400 000	-
Capital	***86 375 342***	***65 050 785***	***21 324 557***	***70 839 635***	***62 805 289***	***8 034 346***	***90 773 217***	***82 686 404***	***8 086 813***
Government Support Grant	*6 634 045*	*6 634 045*	-	*11 183 206*	*4 549 161*	6 634 045	*6 285 217*	*4 269 833*	2 015 384
Neighbourhood Development Partnership Grant(Capital)	-	-	-	-	-	-	-	-	-
Municipal Infrastructure Grant	56 512 000	56 512 000	-	*53 585 000*	*53 584 996*	4	50 682 000	50 682 000	-
Municipal Disaster Recovery Grant	23 229 297	1 904 740	*21 324 557*	*6 071 429*	*4 671 132*	1 400 297	33 806 000	27 734 571	6 071 429
Provincial Allocations									
Operational	***1 498 063***	***1 173 387***	***324 676***	***711 686***	***360 623***	***351 063***	***1 559 889***	***1 548 203***	***11 686***
Green Municipality Grant	211 686	157 890	53 796	211 686	-	211 686	11 686	-	11 686
Library Grant	1 286 377	1 015 497	270 880	500 000	360 623	139 377	1 548 203	1 548 203	-
			-			-			-
			-	-		-			-
TOTAL ALLOCATIONS	***124 240 445***	***102 584 365***	***21 656 080***	***111 883 321***	***97 573 872***	***14 309 449***	***127 310 106***	***119 211 607***	***8 098 499***

10.5 Asset Management

Asset Management is a component of the Budget and Treasury Office that is a standalone component as Assets and Stores Management with its dedicated human and financial resources. This section ensures that all assets are correctly accounted for, safe guarded and are known exactly according to their locations. Over the years the section has ensured that a GRAP compliant fixed asset register is compiled, that is appropriately unbundled and is able to indicate the description of the assets, their locations, their useful lives, their current status, and a whole lot of other essential information as required. This register is subjected to the audit by the Auditor General to ascertain its credibility and its ability to assist management in managing assets.

11. COMPONENT B: SPENDING AGAINST CAPITAL BUDGET

11.1 Capital Expenditure

The following table shows the capital expenditure incurred by the municipality for the 2024/25 financial period: -

Description	2024/25 Adjusted Budget	ACTUAL
INFRASTRUCTURE	117 619 308,00	84 207 473,00
COMMUNITY ASSETS	23 034 245,00	-78 404 454,00
VEHICLES	5 427 580,00	1 797 032,00
COMPUTER HARDWARE AND EQUIPMENT	4 186 522,00	2 974 639,00
FURNITURE AND OFFICE EQUIPMENT	3 391 592,00	3 822 250,00
MACHINERY AND EQUIPMENT	1 109 808,00	3 646 450,00
BUILDINGS	6 260 865,00	89 272 583,00
HERITAGE ASSETS	1 304 352,00	
INTANGIBLE ASSETS		236 704,00
OTHER ASSETS		256 527,00
TOTAL	**162 334 272,00**	**107 809 204,00**

11.2 Sources of Finance

Apart from grant funding, the municipality also has other funding streams. It is important to note that these streams still form a very limited portion of the overall revenue generated and strategies and plans still need to be crafted to turn the situation around.

DESCRIPTION	**ADJUSTED 2024/25 BUDGET**	**ACTUAL**
PROPERTY RATES	23 421 196,00	22 852 922,00
SERVICE CHARGES - ELECTRICITY	49 584 140,00	54 385 314,00
SERVICE CHARGES – REFUSE REMOVAL	4 179 804,00	4 662 387,00
RENTAL OF FACILITIES AND EQUIPMENT	5 053 888,00	7 957 952,00
INTEREST ON INVESTMENTS	37 358 868,00	39 707 632,00
INTEREST ON ARREAR DEBT	8 292 580,00	7 436 946,00
FINES AND PENALTIES	382 688,00	1 073 742,00
AGENCY FEES	1 427 328,00	1 234 250,00
LICENCES AND PERMITS	2 277 024,00	2 170 630,00
TRANSFERS – OPERATING	368 590 584,00	368 646 495,00
TRANSFERS - CAPITAL	89 195 217,00	67 745 659,00

OTHER INCOME	20 271 184,00	25 085 743,00
TOTAL	**610 034 501,00**	**602 959 672,00**

11.3 Capital Expenditure on 5 Largest Projects

Project Name	Status	Ward No	24/25 Expenditure	Start date	End date
Construction of Mthamvuna to Ndayingana via Mabheleni Access Road	In progress	5	R 5 330 694,80	18-03-2025	18-09-2025
Construction of Sidanga Access Road	In progress	28	R 2 246 155,77	23-05-2025	15-03-2026
Thaleni Access Road and Bridge	Completed	27	R 15 186 165,48	19-04-2024	19-05-2025
Electrification of Nomlacu Phase 3	Completed	26	R 12 248 611,82	01-08-2024	29-01-2025
Construction of Ntinga Access Road and Bridge	In progress	21 & 29	R 389 979,36	01-05-2025	30-01-2026
Nyanisweni access road	In progress	30	R 5 123 108,33	19-08-2024	19-03-2025

12. COMPONENT C: CASHFLOW MANAGEMENT AND INVESTMENT

12.1 Cash flow

The municipality is still able to meet its obligations as they fall due, which is an indication that there are sufficient funds within the municipality to ensure that financial obligations and commitments are settled within time and with no difficulties.

As disclosed in the annual financial statements, the municipality is a going concern and is therefore expected to operate for at least the next 12 months. The liquidity ratio of the municipality is still showing signs of health as the current assets of the municipality far outweigh the current liabilities.

Having noted this, it must be indicated that the municipality needs to ensure a careful balancing act to ensure that there is no extravagant spending on non-essential items and taking this from the tune of the National Treasury on cost cutting and austerity measures to be implemented. As disclosed on page 89 of the annual financial statements as well, the municipality still has commitments to the value of more than R147.6 million as at the end of June 2025.

The municipality has also been able to generate in the excess of R39.4 million on interest from investments. These investments are cash that is not immediately required by the municipality and is therefore placed on short term investments to generate some interest.

The municipality's cash and cash equivalents balances at year end have increased during the year from R460 million to R540 million, which is in line with the savings reported earlier in this chapter.

12.2 Borrowing and Investment

The municipality has not entered into any borrowing arrangements over the past 8 years including the year being reported as all developments were funded from either grants or own funding. This was also to ensure that no additional financial burden is placed on the municipalities in terms of the cost of these borrowing arrangements.

The municipality places surplus cash into short term investments to ensure that they earn better interests and grow the municipality's income earning capacity. These are funds that we normally utilised to supplement service delivery within the municipality.

12.3 Public Private Partnership (PPP)

There is Memorandum of Understanding (MOU) between Winnie Madikizela-Mandela Local Municipality (WMMLM) and the Council for Scientific and Industrial Research (CSIR).

Special attention will be given to maintenance and improvement of urban storm water infrastructure which has been badly affected by spillage, clogged culverts and excessive intrusion by flood-transported debris & irresponsible people dumping foreign objects into our system. The municipality has embarked on an on-going programme to ensure that the storm water drainage, internal roads and walkways in town are upgraded as the current one can no longer service the town.

Special attention will be given to needs that advance the goal of achieving the following IDP intentions:

- Creative provision of road infrastructure that support socio-economic objectives such as improving linkages and accessibility of amenities, schools, clinics, community halls etc.
- Effective rehabilitation and revitalization of urban economic hubs through road and storm water drainage infrastructure delivery in our core urban centre of Bizana.
- Continuous engagement of other delivery agencies to take note of the need to ensure adequate provision for functional storm water drainage when designing and developing road networks in all our areas.

Electricity & Energy Management

Progress

- Planning-level electrical distribution network model developed for the Bizana 22 kV feeder.
- Open-source simulation tool (Open DSS-G) adopted to support cost-effective planning and future internal capacity.
- Model supports network capacity assessment, infrastructure upgrade planning, and renewable energy integration.

Key Outcomes

- Improved technical basis for electricity infrastructure investment decisions.
- Positioning of WMMLM for smart grid and embedded generation initiatives.
- Public lighting improvement plans

Roads Infrastructure Investigations

Progress

- Engineering investigations and laboratory testing of municipal borrow pit materials completed.
- Performance-based interpretation of results completed and linked to road pavement layer requirements.
- Borrow pit–to–road application linkages established.
- Disaster relief projects for Mqokweni to Nokhatshile and Ntlenzi to Mcetheni using alternative technology from CSIR modelling and investigations
- Key routes prioritised with estimated funding implications of above R200 Million for CBD, Ferguson and Mhlanga. MIG to be explored as likely funding option and projects included in three-year capital plan

Key Outcomes

- Reduced risk of premature road failures.

- Improved cost efficiency through use of suitable local materials.
- Enhanced alignment with infrastructure and asset management planning requirements.

12.4 Long term Contracts

No	CONTRACT REFERENCE	CONTRACT TITLE	NAME OF SUPPLIER	ONCE - OFF / ONGOING SUPPLY	APPOINTMENT DATE	PROJECT START DATE	ORIGINAL DURATION	ORIGINAL DURATION IN Months	ORIGINAL DURATION IN DAYS	ORIGINAL COMPLETION DATE	APPOINTMENT AMOUNT	REVISED DURATION	REVISED DURATION IN MONTHS	REVISED COMPLETION DATE	Virriation Orders 2023	REVISED CONTRACT AMOUNT inc Vos	Opening Balance July 2024	Total Expenditure 2023/24	Closing Balance 2024	Total Expenditure 2024/25	Remaining Balance 2025	Reason/s for overspending	CONTRACT CATEGORY	END USER DEPARTMENT
1	MBIZLM27/02/18/02ENG	Construction of Mbizana Civic Centre	Zama Dunga Business Enterprise	0ngoing	Tuesday, 12 June 2018	Wednesday, 20 June 2018	60 Months	61	1856	Wednesday, 12 July 2023	R 74 861 072,75	12	365	Thursday, 11 July 2024	R 11 567 226,95	R 86 428 299,70	R 19 917 466,43	R 14 803 942,51	R 5 113 523,92	R -	R 5 113 523,92		Long term Contract	Engineering Services
4	Fef:6/1/1/5	Prepaid electricity agent	Conlog	Ongoing	Wednesday, 01 August 2018	Wednesday, 01 August 2018	48 Months	48	1460	Sunday, 31 July 2022	R -	24	730	Tuesday, 30 July 2024	R -	R -	R -8 167 709,23	R 770 312,62	R -8 938 021,85	R -	R -8 938 021,85	Contracted on a Rate Bases	Long term Contract	Buget and Treasury
7	MBIZ LM 0040 PMC	Procurement of Mobile Contract	Vodacom Pty Ltd	Ongoing	Tuesday, 28 April 2020	Tuesday, 28 April 2020	60 Months	60	1826	Monday, 28 April 2025	R -	0	0	Monday, 28 April 2025	R -	R -	R -9 848 451,91	R 4 761 971,14	R -14 610 423,05	R -	R -14 610 423,05	Contracted on a Rate Bases	Long term Contract	Community Services
3	MBIZ LM ICT Due Deligent	Financial and Billing System	Munsoft (PTY) LTD	Ongoing	Wednesday, 01 July 2020	Wednesday, 01 July 2020	60 Months	36	1095	Saturday, 01 July 2023	R -	24	730	Monday, 30 June 2025	R -	R -	R -10 048 812,56	R 5 164 284,96	R -15 213 097,52	R -	R -15 213 097,52	Contracted on a Rate Bases	Long term Contract	Buget and Treasury
8	MBIZ LM 0085 AMR'S	Supply & Maintenance of Automated Meter Reading System for 3 years	Emerald Metering and Utility Management Pty Ltd	Ongoing	Thursday, 10 June 2021	Thursday, 10 June 2021	36 Months	36	1095	Sunday, 09 June 2024	R 2 129 902,23	3	91	Sunday, 08 September 2024	R -	R 2 129 902,23	R 1 201 123,96	R 1 417 974,30	R -216 850,34	R -	R -216 850,34		Long term Contract	Community Services
9	WMM LM 08/12/20/03 PSC	Provission of Private Security Services	Bukhobethu Security Services	Ongoing	Friday, 22 October 2021	Friday, 22 October 2021	36 Months	36	1095	Monday, 21 October 2024	R 27 820 800,00	0	0	Monday, 21 October 2024	R 3 029 400,00	R 30 850 200,00	R 13 377 100,00	R 10 623 700,00	R 2 753 400,00	R -	R 2 753 400,00		Long term Contract	Engineering Services
11	WMM LM 25/08/21	Provission of Legal Services	Dr Sugudhav - Sewpersadh Attorneys	Ongoing	Thursday, 27 January 2022	Thursday, 27 January 2022	36 Months	36	1095	Sunday, 26 January 2025	R -	0	0	Sunday, 26 January 2025	R -	R -	R -2 768 179,44	R 3 767 005,82	R -6 535 185,26	R -	R -6 535 185,26	Contracted on a Rate Bases	Long term Contract	Municipal Manager
12	WMM LM 25/08/21	Provission of Legal Services	Z.N.Mtshabe	Ongoing	Thursday, 27 January 2022	Thursday, 27 January 2022	36 Months	36	1095	Sunday, 26 January 2025	R -	0	0	Sunday, 26 January 2025	R -	R -	R -5 207 718,76	R 6 487 075,81	R -11 694 794,57	R -	R -11 694 794,57	Contracted on a Rate Bases	Long term Contract	Municipal Manager
13	WMM LM 21/12/21/01 PRI	Supply and Delivery	Techseeds Pty Ltd	Ongoing	Friday, 08 April 2022	Friday, 08	36 Months	36	1095	Monday, 07	R 6 581 971,41	0	0	Monday, 07	R -	R 6 581	R 5 897	R 728 658,31	R 5 168	R -	R 5 168		Long term	Engineering

No	CONTRACT REFERENCE	CONTRACT TITLE	NAME OF SUPPLIER	ONCE - OFF / ONGOING SUPPLY	APPOINTMENT DATE	PROJECT START DATE	ORIGINAL DURATION	ORIGINAL DURATION IN Months	ORIGINAL DURATION IN DAYS	ORIGINAL COMPLETION DATE	APPOINTMENT AMOUNT	REVISED DURATION	REVISED DURATION IN MONTHS	REVISED COMPLETION DATE	Virriation Orders 2023	REVISED CONTRACT AMOUNT inc Vos	Opening Balance July 2024	Total Expenditure 2023/24	Closing Balance 2024	Total Expenditure 2024/25	Remaining Balance 2025	Reason/s for overspending	CONTRACT CATEGORY	END USER DEPARTMENT
		of Printers				April 2022				April 2025				April 2025		971,41	168,03		509,72		509,72		Contract	Services
10	WMM LM 16/09/20/01	Maintanance of Recreational Facilities	Phahle Construction	Ongoing	Tuesday, 03 May 2022	Tuesday, 03 May 2022	36 Months	36	1095	Friday, 02 May 2025	R -	0	0	Friday, 02 May 2025	R -	R -	R -441 186,00	R 644 077,34	R -1 085 263,34	R -	R -1 085 263,34	Contracted on a Rate Bases	Long term Contract	Community Services
14	Transversal Contracts(RT-46)	Vehicle Tracking Services	EKS Vehicle Tracking	Ongoing	Thursday, 01 September 2022	Thursday, 01 September 2022	36 Months	36	1095	Sunday, 31 August 2025	R -	0	0	Sunday, 31 August 2025	R -	R -	R -166 072,38	R 113 576,92	R -279 649,30	R -	R -279 649,30	Contracted on a Rate Bases	Long term Contract	Corporate Services
18	WMM LM 0064 SRM	Social and Disaster Relief Material for 3 years	Moya Trading and Projects	Ongoing	Thursday, 29 September 2022	Thursday, 29 September 2022	36 Months	36	1095	Sunday, 28 September 2025	R -	0	0	Sunday, 28 September 2025	R -	R -	R -958 120,00	R 1 129 750,00	R -2 087 870,00	R -	R -2 087 870,00	Contracted on a Rate Bases	Long term Contract	Community Services
15	WMM LM 30/06/22/01 TRA	Provision of Traveling Agency for 36 Months	Iheans Travelling Agency	Ongoing	Wednesday, 04 January 2023	Wednesday, 04 January 2023	36 Months	36	1095	Saturday, 03 January 2026	R -	0	0	Saturday, 03 January 2026	R -	R -	R -173 923,28	R 4 167 032,91	R -4 340 956,19	R -	R -4 340 956,19	Contracted on a Rate Bases	Long term Contract	Buget and Treasury
16	WMM LM 30/06/22/01 TRA	Provision of Traveling Agency for 36 Months	Tunimart(PTY)LTD	Ongoing	Wednesday, 04 January 2023	Wednesday, 04 January 2023	36 Months	36	1095	Saturday, 03 January 2026	R -	0	0	Saturday, 03 January 2026	R -	R -	R -486 002,26	R 6 508 959,41	R -6 994 961,67	R -	R -6 994 961,67	Contracted on a Rate Bases	Long term Contract	Budget and Treasury
19	WMM LM 08/12/22/02 HPC	Hiring of Construction Plant and Trucks	Mabozela Trading and Enterprise	Ongoing	Wednesday, 15 March 2023	Wednesday, 15 March 2023	12 Months	12	365	Thursday, 14 March 2024	R -	6	182	Thursday, 12 September 2024	R -	R -	R -	R -	R -	R -	R -	Contracted on a Rate Bases	Long term Contract	Engineering Services
21	WMM LM 08/12/22/02 HPC	Hiring of Construction Plant and Trucks	Manyobo Group	Ongoing	Wednesday, 15 March 2023	Wednesday, 15 March 2023	12 Months	12	365	Thursday, 14 March 2024	R -	6	182	Thursday, 12 September 2024	R -	R -	R -	R -	R -	R -	R -	Contracted on a Rate Bases	Long term Contract	Engineering Services

No	CONTRACT REFERENCE	CONTRACT TITLE	NAME OF SUPPLIER	ONCE - OFF / ONGOING SUPPLY	APPOINTMENT DATE	PROJECT START DATE	ORIGINAL DURATION	ORIGINAL DURATION IN Months	ORIGINAL DURATION IN DAYS	ORIGINAL COMPLETION DATE	APPOINTMENT AMOUNT	REVISED DURATION	REVISED DURATION IN MONTHS	REVISED COMPLETION DATE	Virriation Orders 2023	REVISED CONTRACT AMOUNT inc Vos	Opening Balance July 2024	Total Expenditure 2023/24	Closing Balance 2024	Total Expenditure 2024/25	Remaining Balance 2025	Reason/s for overspending	CONTRACT CATEGORY	END USER DEPARTMENT
17	WMM LM 08/12/22/02 HPC	Hiring of Construction Plant and Trucks	Thahle Projects Jv Ayagu Trading	Ongoing	Friday, 17 March 2023	Friday, 17 March 2023	12 Months	12	365	Saturday, 16 March 2024	R -	6	182	Saturday, 14 September 2024	R -	R -	R -	R -	R -	R -	R -	Contracted on a Rate Bases	Long term Contract	Engineering Services
22	WMM LM 08/12/22/02 HPC	Hiring of Construction Plant and Trucks	LG Construction TA LGC Construction	Ongoing	Monday, 20 March 2023	Monday, 20 March 2023	12 Months	12	365	Tuesday, 19 March 2024	R -	6	182	Tuesday, 17 September 2024	R -	R -	R -	R -	R -	R -	R -	Contracted on a Rate Bases	Long term Contract	Engineering Services
28	WMM LM 08/12/22/02 HPC	Hiring of Construction Plant and Trucks	Nikhwe Group	Ongoing	Monday, 27 March 2023	Monday, 27 March 2023	12 Months	12	365	Tuesday, 26 March 2024	R -	6	182	Tuesday, 24 September 2024	R -	R -	R -	R -	R -	R -	R -	Contracted on a Rate Bases	Long term Contract	Engineering Services
29	WMM LM 08/12/22/02 HPC	Hiring of Construction Plant and Trucks	Citi Cargo	Ongoing	Monday, 27 March 2023	Monday, 27 March 2023	12 Months	12	365	Tuesday, 26 March 2024	R -	6	182	Tuesday, 24 September 2024	R -	R -	R -	R -	R -	R -	R -	Contracted on a Rate Bases	Long term Contract	Engineering Services
23	WMM LM 08/12/22/02 HPC	Hiring of Construction Plant and Trucks	Wosa Nawe 16	Ongoing	Friday, 31 March 2023	Friday, 31 March 2023	12 Months	12	365	Saturday, 30 March 2024	R -	6	182	Saturday, 28 September 2024	R -	R -	R -	R -	R -	R -	R -	Contracted on a Rate Bases	Long term Contract	Engineering Services
31	MBIZ LM 0055 CON	Proffesional Services of Majazi Landfill Site	Ziinzame Consulting Engineers	Ongoing	Friday, 31 March 2023	Friday, 31 March 2023	18 Months	18	547	Saturday, 28 September 2024	R 10 217 253,61	0	0	Saturday, 28 September 2024	R -	R 10 217 253,61	R 9 030 991,07	R -	R 9 030 991,07	R -	R 9 030 991,07		Long term Contract	Community Services
24	WMM LM 06/10/22/03 IAS	Provission of Internal Services	Mayile Solutions	Ongoing	Monday, 24 April 2023	Monday, 24 April 2023	36Months	36	1095	Thursday, 23 April 2026	R -	0	0	Thursday, 23 April 2026	R -	R -	R -650 578,00	R 1 180 980,87	R -1 831 558,87	R -	R -1 831 558,87	Contracted on a Rate Bases	Long term Contract	Engineering Services
26	WMM LM 03/11/22/05 EMT	Multi Three Year Contrac	Wandile and Son Trading Pty Ltd	Ongoing	Tuesday, 20 June 2023	Tuesday, 20 June 2023	36 Months	36	1095	Friday, 19 June 2026	R -	0	0	Friday, 19 June 2026	R -	R -	R -	R 30 600,00	R -30 600,00	R -	R -30 600,00	Contracted on	Long term Contract	Engineering Services

No	CONTRACT REFERENCE	CONTRACT TITLE	NAME OF SUPPLIER	ONCE-OFF / ONGOING SUPPLY	APPOINTMENT DATE	PROJECT START DATE	ORIGINAL DURATION	ORIGINAL DURATION IN Months	ORIGINAL DURATION IN DAYS	ORIGINAL COMPLETION DATE	APPOINTMENT AMOUNT	REVISED DURATION	REVISED DURATION IN MONTHS	REVISED COMPLETION DATE	Virriation Orders 2023	REVISED CONTRACT AMOUNT inc Vos	Opening Balance July 2024	Total Expenditure 2023/24	Closing Balance 2024	Total Expenditure 2024/25	Remaining Balance 2025	Reason/s for overspending	CONTRACT CATEGORY	END USER DEPARTMENT
		t for Supply and Delivery of Electricity Material																				a Rate Bases		
25	WMM LM 04/08/22/02 RMD	Rehabilitation of Dumping Site for a Period of 18 Months	Manyobo Group	Ongoing	Wednesday, 21 June 2023	Wednesday, 21 June 2023	18 Months	18	547	Thursday, 19 December 2024	R -	0	0	Thursday, 19 December 2024	R -	R -	R -234 400,00	R 2 124 645,01	R -2 359 045,01	R -	R -2 359 045,01	Contracted on a Rate Bases	Long term Contract	Community Services
27	WMM LM 25/03/22/01 MDP	Multi Descipline Panel of Consultants for a Period of 3 years	Nikhwe Group	Ongoing	Friday, 23 June 2023	Friday, 23 June 2023	36 Months	36	1095	Monday, 22 June 2026	R -	0	0	Monday, 22 June 2026	R -	R -	R -	R -	R -	R -	R -	Contracted on a Rate Bases	Long term Contract	Engineering Services
30	WMM LM 25/03/22/01 MDP	Multi Descipline Panel of Consultants for a Period of 3 years	Ziinzame Consulting Engineers	Ongoing	Wednesday, 05 July 2023	Wednesday, 05 July 2023	36 Months	36	1095	Saturday, 04 July 2026	R -	0	0	Saturday, 04 July 2026	R -	R -	R -	R -	R -	R -	R -	Contracted on a Rate Bases	Long term Contract	Engineering Services
32	WMM LM 04/08/22/01 SDC	Supply and Delivery of Cleaning Resources	The Mane's	Ongoing	Thursday, 24 August 2023	Thursday, 24 August 2023	36 Months	36	1095	Sunday, 23 August 2026	R -	0	0	Sunday, 23 August 2026	R -	R -	R -	R 1 527 574,68	R -1 527 574,68	R -	R -1 527 574,68	Contracted on a Rate Bases	Long term Contract	Community Services
33	WMM-LM 27/10/21/01 PIS	Provision of insurance Services for 36 Months	Ndzila Investments	Ongoing	Wednesday, 20 December 2023	Wednesday, 20 December 2023	36 Months	36	1095	Saturday, 19 December 2026	R -	0	0	Saturday, 19 December 2026	R -	R -	R -	R 548 154,19	R -548 154,19	R -	R -548 154,19	Contracted on a Rate Bases	Long term Contract	Corporate Services

No	CONTRACT REFERENCE	CONTRACT TITLE	NAME OF SUPPLIER	ONCE - OFF / ONGOING SUPPLY	APPOINTMENT DATE	PROJECT START DATE	ORIGINAL DURATION	ORIGINAL DURATION IN Months	ORIGINAL DURATION IN DAYS	ORIGINAL COMPLETION DATE	APPOINTMENT AMOUNT	REVISED DURATION	REVISED DURATION IN MONTHS	REVISED COMPLETION DATE	Virriation Orders 2023	REVISED CONTRACT AMOUNT inc Vos	Opening Balance July 2024	Total Expenditure 2023/24	Closing Balance 2024	Total Expenditure 2024/25	Remaining Balance 2025	Reason/s for overspending	CONTRACT CATEGORY	END USER DEPARTMENT
35	WMM LM 00016 M TL 3Y	Maintenance of Traffic Lights for 3 Years	ATC Industries Pty Ltd	Ongoing	Thursday, 21 December 2023	Thursday, 21 December 2023	36 Months	36	1095	Sunday, 20 December 2026	R -	0	0	Sunday, 20 December 2026	R -	R -	R -	R 1 091 888,74	R -1 091 888,74	R -	R -1 091 888,74	Contracted on a Rate Bases	Long term Contract	Corporate Services
34	WMM LM 00012 BS	Provision of Banking Services for 5 Years	First Rand Limited	Ongoing	Monday, 01 January 2024	Monday, 01 January 2024	60 Months	60	1826	Sunday, 31 December 2028	R -	0		Sunday, 31 December 2028	R -	R -	R -	R 3 768 314,81	R -3 768 314,81	R -	R -3 768 314,81	Contracted on a Rate Bases	Long term Contract	Corporate Services
37	WMM LM 00012 BS	Fuel	West Bank Limited	Ongoing	Monday, 01 January 2024	Monday, 01 January 2024	60 Months	60	1826	Sunday, 31 December 2028	R -	0	0	Sunday, 31 December 2028	R -	R -	R -	R 1 198 674,31	R -1 198 674,31	R -	R -1 198 674,31	Contracted on a Rate Bases	Long term Contract	Corporate Services
36	WMM LM 13/09/23/02 COC	Call Out for Crane Truck Hiring Services	Mabozela Trading and Enterprise	Ongoing	Wednesday, 31 January 2024	Wednesday, 31 January 2024	12 Months	12	365	Thursday, 30 January 2025	R 200 000,00	0	0	Thursday, 30 January 2025	R -	R 200 000,00	R -	R -	R -	R -	R -		Long term Contract	Engineering Services
38	WMM LM 00012 PPS	Procurement of Payroll System	Munsoft Pty Ltd	Ongoing	Wednesday, 31 January 2024	Wednesday, 31 January 2024	60 Months	60	1826	Tuesday, 30 January 2029	R 8 972 421,01	0	0	Tuesday, 30 January 2029	R -	R 8 972 421,01	R 8 972 421,01	R -	R 8 972 421,01	R -	R 8 972 421,01		Long term Contract	Corporate Services
39	WMM LM 03/11/22/02	Review al of ICT Disaster Recovery	Blue Cycle Trading Services	Ongoing	Monday, 05 February 2024	Monday, 05 February 2024	24 Months	24	730	Wednesday, 04 February 2026	R 494 500,00	0	0	Wednesday, 04 February 2026	R -	R 494 500,00	R 494 500,00	R 253 000,00	R 241 500,00	R -	R 241 500,00		Long term Contract	Corporate Services
45	WMM LM 00051 P PPE 24M	Procurement of PPE: Environmental Services for 24 Months	Moya Trading and Projects	Ongoing	Thursday, 08 February 2024	Thursday, 08 February 2024	24 Months	24	730	Saturday, 07 February 2026	R -	0	0	Saturday, 07 February 2026	R -	R -	R -	R 579 115,00	R -579 115,00	R -	R -579 115,00	Contracted on a Rate Bases	Long term Contract	Community Services
46	WMM LM 04/08/22/01 EWM	Extension of Waste Management Services	Khulani Skills Development Center	Ongoing	Tuesday, 12 March 2024	Tuesday, 12 March 2024	36 Months	36	1095	Friday, 12 March 2027	R -	0	0	Friday, 12 March 2027	R -	R -	R -	R 742 550,00	R -742 550,00	R -	R -742 550,00	Contracted on a Rate Bases	Long term Contract	Engineering Services
47	WMM LM 0015 FMLS	Majazi Landfill Site	Nikhwe Group	Ongoing	Wednesday, 26	Monday, 13	24 Months	24	730	Friday, 25 July 2025	R 5 864 368,09	0	0	Friday, 25 July 2025	R -	R 5 864	R 5 864	R 2 590 071,98	R 3 274	R -	R 3 274		Long term	Engineering

No	CONTRACT REFERENCE	CONTRACT TITLE	NAME OF SUPPLIER	ONCE - OFF / ONGOING SUPPLY	APPOINTMENT DATE	PROJECT START DATE	ORIGINAL DURATION	ORIGINAL DURATION IN Months	ORIGINAL DURATION IN DAYS	ORIGINAL COMPLETION DATE	APPOINTMENT AMOUNT	REVISED DURATION	REVISED DURATION IN MONTHS	REVISED COMPLETION DATE	Virriation Orders 2023	REVISED CONTRACT AMOUNT inc Vos	Opening Balance July 2024	Total Expenditure 2023/24	Closing Balance 2024	Total Expenditure 2024/25	Remaining Balance 2025	Reason/s for overspending	CONTRACT CATEGORY	END USER DEPARTMENT
		Pase 1/Revised Fencing of Ext 3 Disposal Site			July 2023	May 2024										368,09	368,09		296,11		296,11		Contract	Services
40	WMM LM 18/01/24/01 TCE	3 Year Turnkey Contract for Electricity Services	Thake Electrical	Ongoing	Wednesday, 22 May 2024	Wednesday, 22 May 2024	36 Months	36	1095	Saturday, 22 May 2027	R -	0	0	Saturday, 22 May 2027	R -	R -	R -	R -	R -	R -	R -	Contracted on a Rate Bases	Long term Contract	Engineering Services
41	WMM LM 00061 FAR	GRAP Compliant Immovable Asset Register for 2023-26 Financial Years	Lilitha Project Managers	Ongoing	Monday, 27 May 2024	Monday, 27 May 2024	36 Months	36	1095	Thursday, 27 May 2027	R 5 526 582,57	0	0	Thursday, 27 May 2027	R -	R 5 526 582,57	R 5 526 582,57	R -	R 5 526 582,57	R -	R 5 526 582,57		Long term Contract	Budget and Treasury
42	WMM LM 00051 PPE PS 36M	Supply and Delivery of PPE: Protection Services for 36 Months	Kati Kabizway o	Ongoing	Tuesday, 04 June 2024	Tuesday, 04 June 2024	36 Months	36	1095	Friday, 04 June 2027	R -	0	0	Friday, 04 June 2027	R -	R -	R -	R 366 090,00	R -366 090,00	R -	R -366 090,00	Contracted on a Rate Bases	Long term Contract	Community Services
43	WMM LM 04/08/22/01 SDC	Supply and Delivery of Cleaning Resources for 36 Months	Masinyane and Son	Ongoing	Tuesday, 04 June 2024	Tuesday, 04 June 2024	36 Months	36	1095	Friday, 04 June 2027	R -	0	0	Friday, 04 June 2027	R -	R -	R -	R 183 099,55	R -183 099,55	R -	R -183 099,55	Contracted on a Rate Bases	Long term Contract	Community Services
44	WMM LM 00053 W&OHP 36M	Wellness and Occupational Health Practitioner for	Woman of Virtue Health	Ongoing	Wednesday, 05 June 2024	Wednesday, 05 June 2024	36 Months	36	1095	Saturday, 05 June 2027	R 2 481 050,00	0	0	Saturday, 05 June 2027	R -	R 2 481 050,00	R 2 481 050,00	R -	R 2 481 050,00	R -	R 2 481 050,00		Long term Contract	Corporate Services

No	CONTRACT REFERENCE	CONTRACT TITLE	NAME OF SUPPLIER	ONCE - OFF / ONGOING SUPPLY	APPOINTMENT DATE	PROJECT START DATE	ORIGINAL DURATION	ORIGINAL DURATION IN Months	ORIGINAL DURATION IN DAYS	ORIGINAL COMPLETION DATE	APPOINTMENT AMOUNT	REVISED DURATION	REVISED DURATION IN MONTHS	REVISED COMPLETION DATE	Virriation Orders 2023	REVISED CONTRACT AMOUNT inc Vos	Opening Balance July 2024	Total Expenditure 2023/24	Closing Balance 2024	Total Expenditure 2024/25	Remaining Balance 2025	Reason/s for overspending	CONTRACT CATEGORY	END USER DEPARTMENT
		36 Months																						

13. COMPONENT D: OTHER FINANCIAL MATTERS

13.1 GRAP Compliance

Winnie Madikizela-Mandela Local Municipality compiled its 2024/25 Annual Financial Statement according to the provisions of the MFMA, GRAP and other applicable legislations. This has always been supported by the compilation of a Fixed Asset Register that complies with all the requirements of GRAP. The Auditor General of South Africa then audited these and gave its opinion at the end of the process which was communicated to the municipality at the end of November 2025.

CHAPTER 6: AUDITOR GENERAL'S AUDIT FINDINGS

14. COMPONENT A: AUDITOR'S OPINION ON THE FINANCE STATEMENT FOR PRIOR YEAR

14.1 Prior Year Comments

The Auditor General of South Africa audited the 2023/24 annual financial statements and they expressed their opinion as an unqualified audit opinion with material findings. The municipality then, on the basis of the findings, prepared an audit action plan to address the findings of the AG and improve the quality of the information reported and presented for the audit. The plan was developed by all affected heads of departments under the guidance of the Chief Financial Officer and will be tabled to council and approved.

The progress on the action will then reported to management committee meetings and to the relevant council committees. This will ensure that there is enhanced monitoring on the progress in dealing with the findings. All findings should therefore be addressed by the next audit. The auditor general however emphasised the following:

- Material impairments as disclosed in note 13 to the financial statements, the municipality reported material impairment of R18.0 million (2023: R17.5 million) as a result of irrecoverable debtors.
- Irregular expenditure as disclosed in note 57 to the financial statements, irregular expenditure of R75 million (2023**:** R94,3 million) was incurred as a result of the municipality procuring services from a panel in contravention of s217 of the Constitution of the Republic of South Africa Act 1996 and s62(1)(d) of the MFMA
- Restatement of corresponding figures as disclosed in note 63 to the financial statements, the corresponding figures for 30 June 2023 were restated as a result or errors in the financial statements of the municipality, and for the year ended, 30 June 2024.

14.2 Current Year

The Auditor General of South Africa audited the 2024/25 annual financial statements and they expressed their opinion as an unqualified audit opinion with material findings. The municipality will then, on the basis of the findings, prepare an audit action plan to address the findings of the AG and improve the quality of the information reported and presented for the audit. The plan is developed by all affected heads of departments under the guidance of the Chief Financial Officer and will be tabled to council and approved.

The progress on the action will then reported to management committee meetings and to the relevant council committees. This will ensure that there is enhanced monitoring on the progress in dealing with the findings. All findings should therefore be addressed by the next audit. The auditor general however emphasised the following:

- Material impairments as disclosed in note 12 to the financial statements, the municipality reported material impairment on statutory receivables of R10.2 million (2024: R8 million).
- Material impairments as disclosed in note 14 to the financial statements, the municipality reported material impairment on receivables from exchange transactions of R20.6 million (2024: R18 million).

- As disclosed in note 63 to the financial statements, the corresponding figures for 30 June 2024 were restated as a result or errors in the financial statements of the municipality, and for the year ended, 30 June 2025.

Compliance with legislation and key deadlines

The municipality has complied with legislation and key deadlines relating to the implementation of the IDP and the budget. Below is a summary of the key milestones that the municipality has ensured compliance with:

- The SDBIP was approved within 30 days from the approval of the budget
- The schedule of key deadlines or IDP and budget process plan was approved at least ten months before the start of the budget year
- All monthly reports were prepared and submitted within 10 working days of the end of each month as required by s71 of the MFMA
- All quarterly reports were prepared and submitted within 30 days of the end of the quarter
- The mid-year assessment was presented by the 25th of January to the Mayor
- The budget was adjusted within 60 days of the revision of government grants
- The main adjustment budget was approved by council by the 28th of February 2025
- The draft budget was tabled and adopted by council by 31 March 2025
- The budget for the 2024/25 financial year was tabled and approved by council by 31 May 2025
- Annual financial statements were prepared and submitted to the AG for auditing by 31 August 2025.
- The audit process commenced before the end of August and completed by 30 November 2025.

Appendixes

A. WMM LM Councillors and Council Attendance

B. Municipal Committees

C. Third Tier Management Structure

D. Municipal Functions

E. Ward Reporting

F. Public Works Capital Programme

G. Corrective Action Plan

H. Audit Committee Recommendations

I. Revenue Collection Performance By Vote

	Description	Final Budget	Actual Income
		6	7
		R	R
REVENUE BY VOTE			
Mayor and Council			
Municipal Manager		150 000,00	150 000,00
Budget and Treasury		399 182 272,00	409 683 568,00
Corporate Services		498 932,00	1 764 594,00
Development and planning		33 070 971,00	33 477 262,00
Community and Social service		13 966 637,00	13 326 847,39
Engineering Services		163 165 705,00	144 557 401,00
Total Revenue by vote		**610 034 517,00**	**602 959 672,39**

J. Revenue Collection Performance by Source

	Description	Final Budget	Actual Amount
		R	R
	REVENUE		
	Property rates	23 421 196,00	22 852 922,00
	Service charges - refuse and electricity	53 763 944,00	59 047 701,00
	Fines	382 688,00	1 073 742,00
	Licenses and permits	2 277 024,00	2 170 630,00
	Government grants and subsidies	457 785 801,00	436 392 154,00
	Rental of facilities and equipment	5 053 888,00	7 957 952,00
	Other income	21 698 512,00	7 503 805,00
	Interest income	45 651 448,00	47 144 578,00
	Fair value gain	0,00	1 386 600,00
	Total Revenue	**610 034 501,00**	**602 959 672,00**

K. Debt Collection Performance

The collection rate for the municipality has averaged just above 93% over the past six years from 2017 to 2023 from 83% recorded before 2023, it is however concerning to report that a decrease for the 2025 financial year has been recorded with the collection rate at 89% by the end of June 2025 even though this is a slight improvement from the 82% reported in the 2024 financial year. Even though this is below the revenue collection norms proposed by the National Treasury of 95% and needs to be improved to ensure sustainability of the municipality, this has greatly improved. The situation is however, expected to remain the same if not worsening as a result of the economic challenges posed by the Russian invasion of Ukrain, Israel-Gaza attacks that have seen fuel prices and interest rates soaring to the highest levels ever seen in recent years. Even though the country has seen an improvement in both fuel prices and interest rates, there continues to be uncertainties resulting from geopolitical activities coupled with the type of government that South Africa currently has. There was also pressure as expected leading to the National Elections in 2024 which also affect collectability of consumer debts. The municipality continues to explore means to encourage consumers to priorities municipal accounts. As mentioned earlier, the revenue enhancement and debt collection strategy are key to ensuring that this is realised which we hope and expect that the review and update will bring the much-needed assistance

L. Conditional Grants Excluding MIG

Name of Grant	Name of Organ of State or Municipal Entity	Quarterly Receipts			
		September	December	March	June
Financial Management Grant (FMG)	National Treasury	2,100,000			
Sports Arts and Culture Grant	Provincial Grant		1,147,000		
Expanded Public Works Program (EPWP)	National Treasury	745,000	1,341,000	895,000	
Greenest Municipality	Environmental Affairs				
Integrated National Electrification Grant	National Treasury	8,140,870	9,130,435	5,560,062	
Disaster Recovery Grant	National Treasury		21,829,000		
General Budget Support Grant	National Treasury				
Total Grants and Subsidies Received		**R10 985 870**	**R 33 447 435**	**R 6 455 062**	**R -**

M. Spending of Conditional Grants received comparison

Unspent Conditional Grants Comparison									
	2024/25 Allocation	2024/25 Expenditure	2024/25 Unspent	2023/24 Allocation	2023/24 Expenditure	2023/24 Unspent	2022/23 Allocation	2022/23 Expenditure	2022/23 Unspent
National Allocations									
Operational	***36 367 040***	***36 360 193***	***6 847***	***40 332 000***	***34 407 960***	***5 924 040***	***34 977 000***	***34 977 000***	***-***
Financial Management Grant	2 100 000	2 093 420	6 580	2 100 000	2 100 000	-	2 100 000	2 100 000	-
Municipal Disaster Response Grant	5 924 040	5 923 773	267	19 190 000	13 265 960	5 924 040	12 790 000	12 790 000	-
Expanded Public Works Programme	2 981 000	2 981 000	-	3 042 000	3 042 000	-	3 687 000	3 687 000	-
Municipal Infrastructure Grant			-	-	-	-			-
Integrated National Electrification Grant	25 362 000	25 362 000	-	16 000 000	16 000 000	-	16 400 000	16 400 000	-
Capital	***86 375 342***	***65 050 785***	***21 324 557***	***70 839 635***	***62 805 289***	***8 034 346***	***90 773 217***	***82 686 404***	***8 086 813***
Government Support Grant	*6 634 045*	*6 634 045*	-	*11 183 206*	*4 549 161*	6 634 045	*6 285 217*	*4 269 833*	2 015 384
Neighbourhood Development Partnership Grant(Capital)	-	-	-	-	-	-	-	-	-
Municipal Infrastructure Grant	56 512 000	56 512 000	-	*53 585 000*	*53 584 996*	4	50 682 000	50 682 000	-
Municipal Disaster Recovery Grant	23 229 297	1 904 740	*21 324 557*	*6 071 429*	*4 671 132*	1 400 297	33 806 000	27 734 571	6 071 429
			-			-			-
Provincial Allocations									
Operational	***1 498 063***	***1 173 387***	***-786 377***	***711 686***	***360 623***	***351 063***	***1 559 889***	***1 548 203***	***11 686***
Green Municipality Grant	211 686	157 890	53 796	211 686	-	211 686	11 686	-	11 686
Library Grant	1 286 377	1 015 497	270 880	500 000	360 623	139 377	1 548 203	1 548 203	-
			-			-			-
			-	-		-			-
TOTAL ALLOCATIONS	***124 240 445***	***102 584 365***	***20 545 027***	***111 883 321***	***97 573 872***	***14 309 449***	***127 310 106***	***119 211 607***	***8 098 499***

14.3 Oversight on Annual Report

- The report has been compiled with all prescripts and applicable legislation as provided by MFMA and LGMSA of 2000
- Monitoring of all Engineering services projects should be done by project managers supervising of municipal plant should be done.

14.4 Third Tier Management Structure

Department	Name of Manager	Job Title
	1. Ms N Jokweni	Manager: Municipal Operations
	2. Ms. O. Nodangala	Manager: Legal Services

Department	Name of Manager	Job Title
Office of The Municipal Manager	3. Mr.N. Mgxiva	Manager: Internal Audit
	4. Ms.N. Ngejane	Manager: Council support and Public Participation
	5. .Mr.T.Cwibi	Manager: Communications
	6. Mr C. Noconjo	Manager Mayoralty and Executive support
Corporate Services	7. Ms. N. Mshweshwe	Manager: Human Resources
	8. Mr.M. Ms N Ntlanga	Manager: ICT
	9. Ms N. Rabie	Manager Administration and Auxiliary services
Budget and Treasury	10. Ms. Z. Mehlo	Manager: Budgeting & Reporting
	11. Mr.S. Morlock	Manager: Revenue & Expenditure
	12. . Mr.Z. Khala	Manager: SCM
	13. Mr.M Madikizela	Manager: Assets
Development Planning	14. Mrs Z. Shange	Manager: Land Use
	15. Mr B. Hlangabezo	Manager: LED
Community Services	16. .Ms N.Xoko	Manager: Social & Community Services.
	17. Mr.D.Luphoko	Manager: Community Safety
	18. Ms L Mhlelembana	Manager: Indigent & Social
Engineering Services	19. Mr.S.Songca	Manager: Operations & Maintenance
	20. Mr.V. Nontanda	Manager: MIG
	21. Mr V. Mqina	Electricity Superintendent

14.5 Municipal Powers and Functions

FUNCTION	ANDM	WMMLM		
SCHEDULE 4 PART B			**Implementation Status**	**Challenges**
Air pollution	X			
Building regulations		X	By law under review as there were gaps identified during implementation	Illegal buildings due to non-compliance with approved building plans
Child care facilities		X	Progressing fairly	Keeping up with demand from communities
Electricity reticulation	X	X	Progressing well	Limited funds to
Firefighting Services	X	X	Vehicles and staff deployed by the DM	Vastness of wards and roads conditions in some areas
Local tourism	X	X	Progressing well	N/A
Municipal airports	**X**		**N/A**	**N/A**
Municipal planning	X	X	Progressing well	N/A
Municipal Health Services	X		**N/A**	**N/A**
Municipal Public Transport		**X**	**Not implemented**	**Limited funding**
Pontoons and Ferries	**X**		**N/A**	**N/A**
Storm water		X	Progressing	Limited resources
Trading regulations		X	By law gazetted and implemented	Rapid growth of traders within limited space
Water (potable)	X		**N/A**	**N/A**
Sanitation	X		**N/A**	**N/A**
SCHEDULE 5 PART B				
Beaches and amusement facilities		**X**	Progressing	Seasonal operation and access due to roads leading to these facilities
Billboards and the display of adverts in public places		X	By law gazetted	Illegal billboards

FUNCTION	ANDM	WMMLM		
SCHEDULE 4 PART B			Implementation Status	Challenges
Cemeteries, Crematoria and funeral parlours		X	One operating cemetery	Limited space
Cleansing		X	Progressing well	Currently utilising unlicensed dumping site
Control of public nuisances		X	By law gazetted and implemented	N/A
Control of undertakings that sell liquor to the public		X	Bylaw in process of promulgation	No by law in place which has resulted in illegal liquor trading especial in rural areas
Facilities for the accommodation, care and burial of animals		X	By law gazetted and service provider appointed to undertake removal and burial of animals	Removal of fencing along the main roads resulting to stray animals gett
Fencing and fences	X		**N/A**	**N/A**
Licensing of dogs		X	Bylaw gazetted	Illegal keeping of dogs
Licensing and control of undertakings that sell food to the public		X	By law gazetted	Non-compliance by traders with by law provisions
Local amenities		X	Progressing well	N/A
Local sport facilities		X	Progressing at slow pace due to limited resources	Maintenance of facilities and lack of ownership by communities
Markets		X	Temporal market place operational	Unavailability of space/land
Municipal abattoirs		X	Currently performed by DM	N/A
Municipal parks and recreation		X	1 park in town	Unavailability of space/land
Municipal roads		X	Progressing with back log	Maintenance of constructed roads
Noise pollution		X	By law gazetted and	Difficulty in implementing the bylaw due to cultural practices
Pounds		X	Animal pound operational	N/A
Public places		X	Non-available	N/A
Refuse removal, refuse dumps and solid waste disposal		X	In progress	Operating unlicensed dumping site
Street trading		X	Issuing of trading licencing progressing	Number of traffic wardens to keep up with the number of street vendors
Street lighting		X	Progressing	N/A
Traffic and parking		X	In progress	Increasing volume of motor vehicles in town
Disaster Management	X	X (Devolved Function)	Disaster management plan developed and adopted	Community understanding of disaster terms

14.6 Council Meetings Attendance

Council Attendance 2024 July to June 2025

Initials & Surname	Portfolio	Full Time/ PT	Political Org/ Prop/PR/ Ward Cllr	No. of Committee meetings planned	No. of Committee Actual seated	No. of attended including Specials	Absent
1.Cllr Z Mhlwazi	Hon Speaker	FT	PR/ANC/ W12	04	16	16	00
2.Cllr T. D Mafumbatha	Hon Mayor	FT	PR/ANC/ W13	04	16	15	01
3.Cllr M Mbele	Whip	FT	PR/ANC/ W5	04	16	13	03
4.Cllr N Dlamini	Exco Member	FT	PR/ANC/ W9	04	16	14	02
5. Cllr L Makholosa	Exco Member	FT	PR/ANC/ W10	04	16	14	02
6. Cllr N Madikizela	Exco Member	FT	PR/ANC/ W30	04	16	15	01
7.Cllr N.M Njomi	Exco Member	PT	WC/ANC/ W16	04	16	15	01
8.Cllr L.G Mcambalala	Exco Member	FT	WC/ANC/ W15	04	16	16	00
9. Cllr M C Mpetshwa	Exco member	PT	PR/ANC/ W3	04	16	14	02
9. Cllr N.E Cengimbo	Exco Member	PT	PR/ANC/ W4	04	16	14	02
10. Cllr N. Langasiki	Exco Member	PT	PR/EFF/W 13	04	16	10	06
11.Cllr P.B Majavu	Exco Member	PT	PR/ATM/ W18	04	16	11	05
12.Cllr N.P Mavundla	MPAC Member	FT	PR/ANC/ W21	04	16	13	03

Initials & Surname	Portfolio	Full Time/ PT	Political Org/ Prop/PR/ Ward Cllr	No. of Committee meetings planned	No. of Committee Actual seated	No. of attended including Specials	Absent
13.Cllr E Voko	Council Member	PT	PR/ANC/ W22	04	16	09	07
14.Cllr F Bewu	Council Member	PT	PR/ANC/ W2	04	16	11	05
15.Cllr N Sikibi	Council Member	PT	PR/ANC/ W2	04	16	14	02
16.Cllr L Maqoga	Council Member	PT	PR/ANC/ W13	04	16	14	02
17.Cllr Z Ndebele	Council Member	PT	PR/ANC/ W8	04	16	13	03
18. Cllr F Siramza	Council Member	PT	PR/ANC/ W7	04	16	13	03
19.Cllr F.N Sobazile	Council Member	PT	PR/ANC/ W27	04	16	10	06
20.Cllr N Bongwana	Council Member	PT	PR/ANC/ W6	04	16	07	09
21.Cllr N. Mantangayi	Council Member	PT	PR/ANC/ W2	04	16	14	02
22. Cllr I M Sabuka	Council Member	PT	PR/ACU/ W4	04	16	02	14
23.Cllr N. Madikizela	Council Member	PT	PR/AIC/ W14	04	16	13	03
24. Cllr N.L Xhalabile	Council Member	PT	PR/ATM/ W13	04	16	09	07
25. Cllr K Zinya	Council Member	PT	PR/ATM/ W18	04	16	12	04
26. Cllr M Khambile	Council Member	PT	WC/ANC/ W14	04	16	11	05
27.Cllr L.V Nomaqhiza	Council Member	PT	PR/ATM/ W22	04	16	12	04
28.Cllr B.W	Council Member	PT	PR/DA/W 17	04	16	10	06

Initials & Surname	Portfolio	Full Time/ PT	Political Org/ Prop/PR/ Ward Cllr	No. of Committee meetings planned	No. of Committee Actual seated	No. of attended including Specials	Absent
Mangqalaza							
29.Cllr P Nophinga	Council Member	PT	PR/EFF/W10	04	16	09	07
30.Cllr N Nxasana	Council Member	PT	PR/EFF/W15	04	16	07	09
31.Cllr Z.L Nelisi	Council Member	PT	PR/EFF/W9	04	16	12	04
32. Cllr P Siramza	Council Member	PT	PR/SPSA/W31	04	16	13	03
33.Cllr N Kwelemthini	Council Member	PT	PR/SPSA/W1	04	16	11	05
34.Cllr L Silangwe	Council Member	PT	PR/UDM/W7	04	16	12	04
35.Cllr B Matshoba	Council Member	PT	PR/SRWP/W4	04	16	09	07
36.Cllr R F Madikizela	Council Member	PT	WC/ANC/W1	04	16	12	04
37.Cllr S Mphoswa	Council Member	PT	WC/ANC/W2	04	16	09	07
38.Cllr B Luwele	Council Member	PT	WC/ANC/W3	04	16	12	04
39.Cllr S P Madikizela	Council Member	PT	WC/ANC/W4	04	16	12	04
40. Cllr F N Nyathi	Council Member	PT	WC/ANC/6	04	16	13	03
41.Cllr T Z Noconjo	Council Member	PT	WC/ANC/W7	04	16	09	07
42. Cllr S V Mfolozi	Council Member	PT	WC/ANC/W8	04	16	09	07
43. Cllr L Nomazele	Council Member	PT	WC/ANC/W9	04	16	08	08

Initials & Surname	Portfolio	Full Time/ PT	Political Org/ Prop/PR/ Ward Cllr	No. of Committee meetings planned	No. of Committee Actual seated	No. of attended including Specials	Absent
44. Cllr M Msindo	Council Member	PT	WC/ANC/ W10	04	16	15	01
45. Cllr N Mgolozana	Council Member	PT	WC/ANC/ W11	04	16	08	07
46. Cllr N Majova	Council Member	PT	WC/ANC/ W13	04	16	16	16
47. Cllr T Dlamini	Council Member	PT	WC/ANC/ W14	04	16	10	06
48. Cllr A Maquthu	Council Member	PT	WC/ANC/ W17	04	16	08	08
49. Cllr X Bhabhazela	Council Member	PT	WC/ANC/ W18	04	16	14	02
50. Cllr X Tsethe	Council Member	PT	WC/ANC/ W19	04	16	12	04
51. Cllr S M Nomvalo	Council Member	PT	WC/ANC/ W20	04	16	08	08
52. Cllr A D Diya	Council Member	PT	WC/ANC/ W21	04	16	15	01
53. Cllr M W Dlamini	Council Member	PT	WC/ANC/ W22	04	16	10	06
54. Cllr Z H Dyarvane	Council Member	PT	WC/ANC/ W23	04	16	01	15
55. Cllr M C Mbodiya	Council Member	PT	WC/ANC/ W24	04	16	11	05
56. Cllr M Ndovela	Council Member	PT	WC/ANC/ W25	04	16	14	02
57. Cllr N Doko	Council Member	PT	WC/ANC/ W26	04	16	10	06
58. Cllr A I Guqaza	Council Member	PT	WC/ANC/ W27	04	16	14	02

Initials & Surname	Portfolio	Full Time/ PT	Political Org/ Prop/PR/ Ward Cllr	No. of Committee meetings planned	No. of Committee Actual seated	No. of attended including Specials	Absent
59. Cllr S Yalo	Council Member	PT	WC/ANC/ W28	04	16	10	06
60. Cllr M Manci	Council Member	PT	WC/ANC/ W29	04	16	09	07
61.Cllr N Madikizela	Council Member	PT	WC/ANC/ W30	04	16	12	04
62. Cllr B Qalaba	Council Member	PT	WC/ANC/ W31	04	16	08	08
63. Cllr S W Jayiya	Council Member	PT	WC/ANC/ W32	04	16	11	04
65. Chief L Baleni	Council member	PT	Traditional Council/ W16	04	16	03	13
66. Chief B. Langasiki	Council Member	PT	Traditional Council / W14	04	16	02	14

Executive Committee Meetings Attendance July 2024 – June 2025

Initials & Surname	Portfolio	Full Time / PT	Political Org/ Prop/PR/ Ward Cllr	No. of Committee meetings planned	No. of Committee Actual seated	No. of attended including Specials	Absent
1.Cllr T. D Mafumbatha	Chairperson	FT	PR/ANC	4	11	11	0
2. Cllr L Makholosa	Exco Member	FT	PR/ANC	4	11	10	1
3. Cllr N Madikizela	Exco Member	FT	PR/ANC	4	11	10	1
4. Cllr L.G Mcambalala	Exco Member	FT	WC/ANC	4	11	10	1

Initials & Surname	Portfolio	Full Time / PT	Political Org/ Prop/PR/ Ward Cllr	No. of Committee meetings planned	No. of Committee Actual seated	No. of attended including Specials	Absent
5. Cllr N.E Cengimbo	Exco Member	PT	PR/ANC	4	11	11	0
6. Cllr N Dlamini	Exco Member	FT	PR/ANC	4	11	10	1
7. Cllr M C Mpetshwa	Exco Member	PT	PR/ANC	4	11	04	Joined the committee- 25th March 2025
6. Cllr N.M Njomi	Exco Member	PT	WC/ANC	4	11	11	0
8. Cllr N. Langasiki	Exco Member	PT	PR/EFF	4	11	7	4
10. Cllr P.B Majavu	EXCO Member	PT	PR/ATM	4	11	11	0

Attendance of Councilors for 2024/2025: Engineering Services Committee

Initials & Surname	Portfolio	Full Time/ PT	Political Org/ Prop/PR/ Ward Cllr	No. of Committee meetings planned	No. of Committee Actual seated	No. of attended including Specials	Absent
1.Cllr N. Dlamini	Chairperson	FT	ANC/PR	10	11	11	00
2. Cllr N. Mgolozana	Committee Member	PT	ANC/ WC	10	11	06	05
3. Cllr N. Bongwana	Committee Member	PT	ANC	10	11	09	02
4. Cllr A.I Guqaza	Committee Member	PT	ANC/WC	10	11	08	03
5. Cllr M.C Mbhodiya	Committee Member	PT	ANC/WC	10	11	05	06
6. Cllr P.B Majavu	Committee Member	PT	ATM/PR	10	11	11	0
7. Cllr N. Kwelemtini	Committee Member	PT	SPSA/PR	10	11	10	01

Initials & Surname	Portfolio	Full Time/ PT	Political Org/ Prop/PR/ Ward Cllr	No. of Committee meetings planned	No. of Committee Actual seated	No. of attended including Specials	Absent
8. Cllr N. Nxasana	Committee member	PT	EFF/PR	10	11	05	02
9. Cllr P Nophinga	Committee Member	PT	EFF/PR	10	11	03	01 joined committee – May 2025

Attendance of Councilors for 2024/2025: Planning and Development Committee

Initials & Surname	Portfolio	Full Time/ PT	Political Org/ Prop/PR/ Ward Cllr	No. of Committee meetings planned	No. of Committee Actual seated	No. of attended including Specials	Absent
1.Cllr L. Makholosa	Chairperson	FT	ANC/PR	10	10	09	01
2. Cllr L. Nomazele	Committee Member	PT	ANC/WC	10	10	08	02
3.Cllr N Langasiki	Committee Member	PT	EFF/PR	10	10	02	08
3.Cllr B. Luwele	Committee Member	PT	ANC/ PR	10	10	03	07
4.Cllr B. Qalaba	Committee Member	PT	ANC/WC	10	10	09	01
5.Cllr T. Dlamini	Committee Member	PT	ANC/WC	10	10	10	0
6.Cllr S.V Mfolozi	Committee Member	PT	ANC/WC	10	10	05	05
7.Cllr R.F Madikizela	Committee Member	PT	ANC/WC	10	10	09	01
8.Cllr P Siramza	Committee Member	PT	SPSA/PR	10	10	10	0
9. Cllr V L Nomaqhiza	Committee Member	PT	ATM/PR	10	10	04	06

Attendance of Councilors for 2024/2025: Community Services Committee

Initials & Surname	Portfolio	Fullti me/ PT	Political Org/ Prop/PR/ Ward Cllr	No. of Committe e meetings planned	No. of Committee Actual seated	No. of attended including Specials	Absent
1.Cllr N. M. Njomi	Chairperson	PT	ANC/WC	10	09	07	02
2. Cllr M. Msindo	Committee Member	PT	ANC/ WC	10	09	09	0
3. Cllr S. Yalo	Committee Member	PT	ANC/WC	10	09	07	02
4. Cllr N. Nyathi	Committee Member	PT	ANC/WC	10	09	07	02
5. Cllr Z. Ndebele	Committee Member	PT	ANC/PR	10	09	09	0
6. Cllr S.P Madikizela	Committee Member	PT	ANC/ WC	10	09	06	03
8. Cllr L. Nelisi	Committee Member	PT	EFF/PR	10	09	05	04
9.Cllr N. Kwelemtin i	Committee Member	PT	SPSA/PR	10	09	07	02

Attendance of Councillors for 2024/2025: Corporate Services Committee

Initials & Surname	Portfo lio	Full Time/ PT	Political Org/ Prop/PR/ Ward Cllr	No. of Committee meetings planned	No. of Committee Actual seated	No. of attended including Specials	Abse nt
1.Cllr L.G. Mcambalala	Chairp erson	FT	ANC/WC	10	07	07	01
2. Cllr L. Maqoga	Comm ittee Memb er	PT	ANC/PR	10	07	06	01
3. Cllr E. Voko	Comm ittee Memb er	PT	ANC/PR	10	07	06	01
4. Cllr N. Doko	Comm ittee	PT	ANC/WC	10	07	05	02

	Member						
5. Cllr M. Manci	Committee Member	PT	ANC/WC	10	07	05	02
6. Cllr F. Siramza	Committee Member	PT	ANC/PR	10	07	06	01
7. Cllr N. Madikizela	Committee Member	FT	ANC/PR	10	07	04	03
8. Cllr B. Matshoba	Committee Member	PT	SRWP/PR	10	07	05	02
9.Cllr I.M Sabuka	Committee Member	PT	ACU/PR	10	07	0	07
10. Cllr M Khambile	Committee Member	PT	ATM/PR	10	07	03	04

Attendance of Councilors for 2024//2025: Budget and Treasury Office Committee

Initials & Surname	Portfolio	Fulltime/ PT	Political Org/ Prop/PR/ Ward Cllr	No. of Committee meetings planned	No. of Committee Actual seated	No. of attended including Specials	Absent
1.Cllr N. Madikizela	Chairperson	FT	ANC/PR	10	08	08	0
2. Cllr N.E Cengimbo	Committee Member	PT	ANC/PR	10	08	06	02
3. Cllr A. Diya	Committee Member	PT	ANC/WC	10	08	07	01
4. Cllr X. Bhabhazela	Committee Member	PT	ANC/WC	10	08	05	03
5. Cllr S. Nomvalo	Committee Member	PT	ANC/WC	10	08	05	03
6. Cllr S. Jayiya	Committee Member	PT	ANC/WC	10	08	08	0

Initials & Surname	Portfolio	Fulltime/ PT	Political Org/ Prop/PR/ Ward Cllr	No. of Committee meetings planned	No. of Committee Actual seated	No. of attended including Specials	Absent
7. Cllr L. Silangwe	Committee Member	PT	UDM/PR	10	08	04	04
8. Cllr P. Siramza	Committee Member	PT	SPSA/PR	10	08	08	0
9. Cllr N Mantangayi	Committee Member	PT	ANC/PR	10	08	03	01 Joined the committee in February 2025

Attendance of Councilors for 2023/2024: Good Governance, IGR and Public Participation

Initials & Surname	Portfolio	Fulltime/ PT	Political Org/ Prop/PR/ Ward Cllr	No. of Committee meetings planned	No. of Committee Actual seated	No. of attended including Specials	Absent
1.Cllr M.C. Mpetshwa	Chairperson	PT	ANC/PR	10	07	03	1 joined February 2025.
2.Cllr N.E. Cengimbo	Committee Member	PT	ANC/PR	10	07	06	1
3. Cllr F. Bewu	Committee Member	PT	ANC/PR	10	07	05	02
4. Cllr M.W. Dlamini	Committee Member	PT	ANC/WC	10	07	03	04
5. Cllr F. Siramza	Committee Member	PT	ANC/PR	10	07	06	01
6. Cllr N Majova	Committee Member	PT	ANC/WC	10	07	05	02
7. Cllr M. Ndovela	Committee Member	PT	ANC/WC	10	07	02	05
8. Cllr X. Ntsethe	Committee Member	PT	ANC/WC	10	07	06	01
9. Cllr N. Madikizela	Committee Member	PT	ANC/PR	10	07	04	03

Municipal Committees

Name of Standing Committee	How many standing committees and council meetings planned in 2024/2025 FY calendar	How many were convened including specials
Council	04	04 Ordinary Council and 12 Special Council meetings
Executive committee	04	02 Ordinary Exco and 09 Special Executive Committee Meetings
MPAC	04	08
BTO	10	08
Engineering Services	10	11
Planning & Development	10	10
Community Services	10	09
Good Governance, IGR, SPU & Public Participation	10	07
Corporate Services	10	07

14.7 Ward Committee Reporting

The municipality has established 32 ward committee structures with 10 members per ward with the Ward Councillor being the chairperson (320 members) and administratively supported by councillor support assistants (32) and community development workers (CDW) 19 currently. Their function is to assist ward councillors in conducting village and ward meetings to ensure proper service delivery and dissemination of information within communities. All ward committee members were inducted on legislations governing the municipality, roles and responsibilities, municipal communications strategy, conflict management and Code of conduct of ward committees.

Ward committee structures convenes monthly meeting with ward councillor as a platform to engage and discuss their respective communities needs from village level. They also organise participants and consult traditional leaders and other structures prior the public consultation meetings as part of deepening and strengthening public participation. Round table meetings are held with CDWs each quarter to share municipal program and their role to play during those activities and crafting of activities to respond on the challenges discussed during round table meeting. The municipality uses IDP Representative Forum, Mayoral Imbizo, Roadshows, Public hearings, Radio slots, Municipality Facebook page as public participation platforms. The municipal council reviewed the public participation policy and was adopted on the 30 June 2025. Community Education programs were conducted in 15 wards in strengthening the knowledge of communities in their role during consultative processes.

14.8 Purpose of Council Committees

Executive Committee

- Identify the needs of the Municipality
- Review and evaluate those needs in order of priority
- Recommend to the Municipal Councils strategies, programs and services to address priority needs through the integrated development plan and estimates of revenue and expenditure, considering any applicable national and provincial developmental plans
- Recommends or determine the best methods, including partnership and other approaches to deliver those strategies, programs and services to the maximum benefit of the Community.
- Monitor the management of the Municipality's administration in accordance with the policy direction of the Municipal Council.

Spatial Planning and LED Committee

Land use planning, Town planning, Building control, Housing, Tourism, Agriculture, Manufacturing, Forestry, Culture & Heritage, Nature conservation, Development and reviewal of departmental policies

Engineering Services Committee

- Roads construction and maintenance
- Construction of public infrastructure
- Electrification
- Development and reviewal of policies

Community Services

Solid waste services, Verge cutting, Street cleaning, Area beautification, Beaches management, Pounds, Cemeteries, Traffic control and Motor licensing, Enforcement of by-laws, Disaster management, Public transport management, Safety and security, Development and reviewal of policies.

Corporate Services Committee

Labour relations, Staff recruitment services, Employment equity, Skills development, Occupational health and safety, Employee wellness services, Records management, Information communication technology, Facilities management, Fleet management, Employee performance management, Development and reviewal of policies

Budget and Treasury Office Committee

Budgeting and reporting, Expenditure management, Revenue collection and enhancement, Supply chain management, Assets management, Disposal management, Investments management, Development and reviewal of policies.

Good Governance and Public Participation Committee

Integrated development planning, Organizational performance management, Legal services, Internal auditing, Council support & Public Participation, Intergovernmental relations, customer care and Communications, Sports development, Communicable Diseases, advocacy for special groups, Initiation programs, Development and reviewal of policies.

Municipal Public Accounts Committee

Municipal Public Accounts Committee deals with the following financial aspects addressed in the Municipal Finance Management Act:

- Unforeseen and unavoidable expenditure
- Unauthorized, irregular or fruitless and wasteful expenditure
- The quarterly report of the mayor on the implementation of the budget and the state of affairs of the municipality/ SDBIP
- Monthly budget statements (Section 71)
- Mid-year budget and performance assessment
- Mid- year budget and performance assessment of municipal entities
- Issues raised by the Auditor General in audit reports
- Disclosure concerning councillors, directors and officials
- Oversight report on the Annual Report

MPAC interrogates the following aspects addressed in the Municipal Systems Act:

- Monitors that the annual budget is informed by the IDP
- Performance Management Plan
- Monitors that all declaration of interest forms that are completed on an annual basis by councillors and officials.

14.9 Audit Corrective Action Plans: 2024/2025

Audit Corrective Action Plan - Financial Year: 2024/2025																	
Municipality	**Line Item**	**Finding**	**Amount**	**Root Cause**	**No. of Years Repeated**	**Responsible Person**	**Due Date Imp**	**Action Plan**	**Management Approval Comments**	**CFO Approval Comments**	**Council Approved Date**	**Council Resolution No.**	**Action Plan Status**	**Implementation Progress %**	**Implementation Status**	**Completed Date**	**IA Review Date**	**IA Review Comments**
Winnie Madikizela-Mandela	Other	VAT Payable incorrectly valued	7 194 248	As per the work performed and discussions with the municipality, it was noted that the understatement is as a result of misallocations between the VAT payable and Output VAT Accrual. The amount of payable at year end was not removed from the VAT output accrual to the VAT payable at year end. This was due to lack of proper reviews in the closing entries to the VAT output accrual schedule to ensure that what remains recorded as VAT output accrual relates to all receivables that attracts VAT at year end.		Zingiswa Mehlo	31/Jul/2026	All VAT reclassification transactions will be reviewed by the Manager: Budgeting and Reporting to ensure they are correctly allocated. The Annual financial statements will be completed by 15 August 2026 to allow sufficient reviews by the CFO, Audit Committee and Internal Audit.	Actions reviewed and will be presented to the next council	Actions reviewed by the CFO and proposed revisions made.			Developed(Internal Auditor Approved)	72%	In Progress	20/Jan/2026	20/Jan/2026	20 Jan 2026 11:47: Municipality requested implementation status to be rejected.

Audit Corrective Action Plan - Financial Year: 2024/2025																		
Municipality	**Line Item**	**Finding**	**Amount**	**Root Cause**	**No. of Years Repeated**	**Responsible Person**	**Due Date Imp**	**Action Plan**	**Management Approval Comments**	**CFO Approval Comments**	**Council Approved Date**	**Council Resolution No.**	**Action Plan Status**	**Implementation Progress %**	**Implementation Status**	**Completed Date**	**IA Review Date**	**IA Review Comments**
Winnie Madikizela-Mandela	Other	Statutory Receivables: Difference between general ledger and AFS	216 864	Lack of management oversight to ensure that the annual financial statements agree to the supporting schedules.		Siphelele Morlock	31/Jul/2026	A reconciliation on supporting schedules will further be strengthened during Annual Financial Statements preparation and submission.All supporting schedules to be completed and reviewed by 31 July 2026.	Actions reviewed and will be presented to the next council	Actions reviewed by the CFO and proposed revisions made.			Developed (CFO Approved)	99%	In Progress	19/Jan/2026	20/Jan/2026	20 Jan 2026 11:48: Municipality requested item to be rejected.
Winnie Madikizela-Mandela	Other	Presentation and Disclosure-Expenditure (Electricity Losses)	297 915	During the audit of the current financial year, it was noted that management did not exercise sufficient review and oversight in the calculation of electricity losses (own use).		Siphelele Morlock	31/Jul/2026	Management will continue to strengthen the calculations and reviews of Own use calculated at average cost per unit and continue to monitor losses register and align with AFS. These will be done on quarterly basis however a final alignment will be done at the preparation and	Actions reviewed and will be presented to the next council	Actions reviewed by the CFO and proposed revisions made.			Developed (CFO Approved)	99%	In Progress	19/Jan/2026	20/Jan/2026	20 Jan 2026 11:48: Municipality requested item to be rejected.

Audit Corrective Action Plan - Financial Year: 2024/2025																		
Municipality	**Line Item**	**Finding**	**Amount**	**Root Cause**	**No. of Years Repeated**	**Responsible Person**	**Due Date Imp**	**Action Plan**	**Management Approval Comments**	**CFO Approval Comments**	**Council Approved Date**	**Council Resolution No.**	**Action Plan Status**	**Implementation Progress %**	**Implementation Status**	**Completed Date**	**IA Review Date**	**IA Review Comments**
								presentation of Mid-year FS and Annual FS.										
Winnie Madikizela-Mandela	Fruitless and wasteful expenditure	Fruitless and wasteful expenditure identified in the current year relating to prior years	8 217 009	The cause of the above finding is due to the suppler abandoning the site without precautionary measures and that prompt actions were not taken to prevent the damages of the work already completed by the service provider.		Sisekho Sako, Viwe Nontanda	28/Feb/2026	Planning for projects and consultations with communities will also consider the impact of climate change and related possible disastersThe Engineering Services department has an ISD Officer under PMU, responsible for community engagements and consultations. The ISD Officer holds meetings with communities, Traditional Leaders, Ward Councillors as well as all other affected stakeholders prior to projects being implemented. Upon implementation of the projects,	Actions reviewed and will be presented to the next council	Actions reviewed by the CFO and proposed revisions made.			Developed (CFO Approved)	67%	In Progress			

Audit Corrective Action Plan - Financial Year: 2024/2025																		
Municipality	**Line Item**	**Finding**	**Amount**	**Root Cause**	**No. of Years Repeated**	**Responsible Person**	**Due Date Imp**	**Action Plan**	**Management Approval Comments**	**CFO Approval Comments**	**Council Approved Date**	**Council Resolution No.**	**Action Plan Status**	**Implementation Progress %**	**Implementation Status**	**Completed Date**	**IA Review Date**	**IA Review Comments**
								PSC/Site meetings are held on a monthly basis to report on progress, identify risks and escalate them timeously. This is being implemented on all projects. Alternative to the designs were presented considering climate change, which is why a decision was made to change the route of the road. The project has since been completed to the required standard, project Practical completion was certified in December, thus a costing report can be generated and referred to SCM for initiation of cost recovery.fr										

Audit Corrective Action Plan - Financial Year: 2024/2025																		
Municipality	**Line Item**	**Finding**	**Amount**	**Root Cause**	**No. of Years Repeated**	**Responsible Person**	**Due Date Imp**	**Action Plan**	**Management Approval Comments**	**CFO Approval Comments**	**Council Approved Date**	**Council Resolution No.**	**Action Plan Status**	**Implementation Progress %**	**Implementation Status**	**Completed Date**	**IA Review Date**	**IA Review Comments**
								om the terminated service provider										
Winnie Madikizela-Mandela	Property, plant and equipment	PPE Disclosure and Presentation	250 246	Issue 1 Management updated the funding amounts disclosed for the financing of property, plant, and equipment in the comparative figures. However, the total amounts were erroneously not updated to reflect these changes. This error occurred due to an oversight during the update of the comparative disclosures. Issue 2 Management disclosed the Civic Centre (Town Hall) under property, plant, and equipment projects that have taken a significantly longer		Zingiswa Mehlo	31/Jul/2026	The disclosure on the note will exclude all projects completed during the year and ensure that only the carrying amount of those not completed is disclosed. The Annual Financial Statements will be completed by 15 August 2026 to allow reasonable time for reviews by the CFO, Audit Committee and Internal Audit before submitting to AG	Actions reviewed and will be presented to the next council	Actions reviewed by the CFO and proposed revisions made.			Developed (CFO Approved)	99%	In Progress	19/Jan/2026	20/Jan/2026	20 Jan 2026 11:49: Municipality requested item to be rejected.

Audit Corrective Action Plan - Financial Year: 2024/2025																		
Municipality	**Line Item**	**Finding**	**Amount**	**Root Cause**	**No. of Years Repeated**	**Responsible Person**	**Due Date Imp**	**Action Plan**	**Management Approval Comments**	**CFO Approval Comments**	**Council Approved Date**	**Council Resolution No.**	**Action Plan Status**	**Implementation Progress %**	**Implementation Status**	**Completed Date**	**IA Review Date**	**IA Review Comments**
				period of time to complete than expected. While the Civic Centre (Town Hall) was completed and capitalised at the beginning of the current year, it was disclosed in this category to reflect that the project had previously experienced significant delays before completion														
Winnie Madikizela-Mandela	Other	Change in estimate - presentation and disclosure	14 965 728	There was an oversight by management in ensuring that all the disclosure requirements of GRAP 3 – accounting policies, changes in accounting estimates and errors were met during the process of transferring information from the supporting documentation to the annual financial		Zingiswa Mehlo	31/Jul/2026	The Annual Financial Statements will be completed by 15 August 2026 to allow reasonable time for reviews by the CFO, Audit Committee and Internal Audit before submitting to AG .	Actions reviewed and will be presented to the next council	Actions reviewed by the CFO and proposed revisions made.			Developed (CFO Approved)	99%	In Progress	19/Jan/2026	20/Jan/2026	20 Jan 2026 11:49: Municipality requested item to be rejected.

Audit Corrective Action Plan - Financial Year: 2024/2025																		
Municipality	**Line Item**	**Finding**	**Amount**	**Root Cause**	**No. of Years Repeated**	**Responsible Person**	**Due Date Imp**	**Action Plan**	**Management Approval Comments**	**CFO Approval Comments**	**Council Approved Date**	**Council Resolution No.**	**Action Plan Status**	**Implementation Progress %**	**Implementation Status**	**Completed Date**	**IA Review Date**	**IA Review Comments**
				statements preparation software. As a result, certain required disclosures, specifically, the impact of the change in estimate on future periods were omitted.														
Winnie Madikizela-Mandela	Reported information not reliable	Indigents Findings		This is due to lack of internal controls around the indigents register of the municipality.		Sinothando Mtshengu, Zingiswa Mehlo	30/Jun/2026	To improve the and maintain the credibility of indigent register the following actions will be implemented: a) Electronic capturing of indigent households so as to improve filling and errors that are associated with manual capturing, from 01 July 2025 (2026/2027 FY indigent register).b) Electronic verification of indigent register 20 January 2025 onward and submit	Actions reviewed and will be presented to the next council	Actions reviewed by the CFO and proposed revisions made.			Developed (CFO Approved)	68%	In Progress			

Audit Corrective Action Plan - Financial Year: 2024/2025																		
Municipality	**Line Item**	**Finding**	**Amount**	**Root Cause**	**No. of Years Repeated**	**Responsible Person**	**Due Date Imp**	**Action Plan**	**Management Approval Comments**	**CFO Approval Comments**	**Council Approved Date**	**Council Resolution No.**	**Action Plan Status**	**Implementation Progress %**	**Implementation Status**	**Completed Date**	**IA Review Date**	**IA Review Comments**
								to Council for approval indigent register that passed verification. c) Separate report that reflect only indigent households that passed verification and approved by Council will be submitted for auditing by 01 August 2026.										
Winnie Madikizela-Mandela		Internal control deficiencies identified during planning.		The cause of the above finding is due to the fact that Public Sector Audit Committee Forum does not enforce Municipality to develop and implement combined assurance plan. 2. There was a lack of oversight by the council regarding the term of office served by the chairperson of the audit committee,		Ncamisile Mgxiva	30/Jun/2026	1. Management had developed and approved the schedule of the term of office of the Members of the Audit Committee. With respect to issue 2. Management submitted the Combined Assurance Framework Plan acknowledged by Accounting Officer and approved	Actions reviewed and will be presented to the next council	Actions reviewed by the CFO and proposed revisions made.			Developed (CFO Approved)	93%	In Progress			

Audit Corrective Action Plan - Financial Year: 2024/2025																		
Municipality	**Line Item**	**Finding**	**Amount**	**Root Cause**	**No. of Years Repeated**	**Responsible Person**	**Due Date Imp**	**Action Plan**	**Management Approval Comments**	**CFO Approval Comments**	**Council Approved Date**	**Council Resolution No.**	**Action Plan Status**	**Implementation Progress %**	**Implementation Status**	**Completed Date**	**IA Review Date**	**IA Review Comments**
				which is essential to ensure the chairperson remains independent from the municipality and to keep the audit committee effective and refreshed with new perspectives on processes				by AC Chairperson.										
Winnie Madikizela-Mandela		MYAP skills and capacity - Non-compliance with Municipal Skills Regulations		The municipality has not established or enforced adequate controls to ensure that Personal Development Plans (PDPs) are developed, monitored, and documented for selected employees. Gradual implementation of the MSR and the lack of understanding in the lower levels that resulted in slow progress in the full implementation of the regulation.		Nobusi Mshweshwe, Zingiswa Mehlo	30/Mar/2026	Review of the current year's submission of performance documents to mandatory include the personal development plans and supervisors to sign off as means of committing to monitoring. Targeted timelines are during the municipal short-term plan (SBIP) adjustment. The performance development plan template has been	Actions reviewed and will be presented to the next council	Actions reviewed by the CFO and proposed revisions made.			Developed (CFO Approved)	56%	In Progress			

Audit Corrective Action Plan - Financial Year: 2024/2025																		
Municipality	**Line Item**	**Finding**	**Amount**	**Root Cause**	**No. of Years Repeated**	**Responsible Person**	**Due Date Imp**	**Action Plan**	**Management Approval Comments**	**CFO Approval Comments**	**Council Approved Date**	**Council Resolution No.**	**Action Plan Status**	**Implementation Progress %**	**Implementation Status**	**Completed Date**	**IA Review Date**	**IA Review Comments**
								developed and circulated to all employees.										
Winnie Madikizela-Mandela	As per audit finding	Cash flow statements	867 562	There was also a misstatement due to movement relating to purchases of PPE incorrectly taken into account in the operating activities.		Zingiswa Mehlo	31/Jul/2026	A correction on the cashflow statement will be made and resubmitted to the auditorsA schedule of items affecting both purchase of PPE and payments of suppliers will be prepared and submitted in support of the cashflow calculationsThe Annual Financial Statements will be completed by 15 August 2026 to allow reasonable time for reviews by the CFO, Audit Committee and Internal Audit before submitting to AG.	Actions reviewed and will be presented to the next council	Actions reviewed by the CFO and proposed revisions made.			Developed (CFO Approved)	99%	In Progress	19/Jan/2026	20/Jan/2026	20 Jan 2026 11:49: Municipality requested item to be rejected.

Audit Corrective Action Plan - Financial Year: 2024/2025																	
Municipality	**Line Item**	**Finding**	**Amount**	**Root Cause**	**No. of Years Repeated**	**Responsible Person**	**Due Date Imp**	**Action Plan**	**Management Approval Comments**	**CFO Approval Comments**	**Council Approved Date**	**Council Resolution No.**	**Action Plan Status**	**Implementation Progress %**	**Implementation Status**	**Completed Date**	**IA Review Date**	**IA Review Comments**
Winnie Madikizela-Mandela	Statement of comparison of budget and actual amounts	Misstatement of Operational revenue and VAT payable in the Annual Financial Statement	200 040	During the audit of the current financial year, it was noted that management did not exercise sufficient review and oversight in the adjustment of operational revenue in the Annual Financial Statement and recording of VAT payables in the Annual Financial Statement.		Zingiswa Mehlo	31/Jul/2026	The Annual Financial Statements will be completed by 15 August 2026 to allow reasonable time for reviews by the CFO, Audit Committee and Internal Audit before submitting to AG.	Actions reviewed and will be presented to the next council	Actions reviewed by the CFO and proposed revisions made.			Developed (CFO Approved)	99%	In Progress	19/Jan/2026	20/Jan/2026	20 Jan 2026 11:49: Municipality requested item to be rejected.
Winnie Madikizela-Mandela		SCM: Deviation - Irregular expenditure and non-compliance	1 400 000	The municipality failed to document and report the deviation relating to WMM LM 00013 GVR-General Valuation Roll-Black Dot Property Consultants for accountability, transparency, and compliance with procurement laws.		Zuko Khala	30/Mar/2026	A correction to the annual financial statements was done and a revision on the deviation's correction to the annual financial statements was also implemented and a revision on the deviations. An updated deviation register will be reported to the	Actions reviewed and will be presented to the next council	Actions reviewed by the CFO and proposed revisions made.			Developed (CFO Approved)	100%	In Progress			

Audit Corrective Action Plan - Financial Year: 2024/2025																		
Municipality	**Line Item**	**Finding**	**Amount**	**Root Cause**	**No. of Years Repeated**	**Responsible Person**	**Due Date Imp**	**Action Plan**	**Management Approval Comments**	**CFO Approval Comments**	**Council Approved Date**	**Council Resolution No.**	**Action Plan Status**	**Implementation Progress %**	**Implementation Status**	**Completed Date**	**IA Review Date**	**IA Review Comments**
								council as required for deviations.										

Annexure: Matters Affecting Audit Report

Annexure: Matters Affecting Audit Report												
Municipality	**Line Item**	**Finding**	**Amount**	**Root Cause**	**No. of Years Repeated**	**Responsible Person**	**Due Date Imp**	**Action Plan**	**Management Approval Comments**	**CFO Approval Comments**	**IA Assurance Comments**	**AC Approval Comments**
Winnie Madikizela-Mandela		SCM: Panels-Irregular expenditure and non-compliance	69 098 889	The municipality implemented a practice which is commonly accepted when the panel was formed. However, did not develop appropriate processes to ensure that the municipality does not detract from the underlying principles of public procurement when the work was allocated to the service provider.	1	Zuko Khala	28/Feb/2026	All awards made on panels related to appointments made before November 2024 will be presented to the municipal manager for consideration on all projects not yet completed Annual review of Supply Chain Management Policy aligned with issued National Treasury guidelines. Implementation of the UIFW reduction strategy to achieve 90-100 % reduction of Irregular Expenditure during 2025/26 Financial year.	Actions reviewed and will be presented to the next council	Actions reviewed by the CFO and proposed revisions made.		

14.10 Audited Annual Financial Statements for the year ended 30 June 2025



Winnie Madikizela-Mandela Local Municipality
Audited Annual Financial Statements
for the year ended 30 June 2025

General Information

Nature of business and principal activities	Winnie Madikizela-Mandela Local Municipality provides the following services: Electricity Solid Waste Removal
TROIKA	
Mayor	T.D Mafumbatha
Speaker	Z. Mhlwazi
Whip of Council	M.Mbele
Executive Committee	N. Madikizela L. Makholosa M.C Mpetshwa N. Dlamini N.E. Cengimbo P.B. Majavu N. Langasiki L.G. Mcambalala N.M. Njomi

General Information

Councillors	N. Kwelemtini
	E. Voko
	B. Luwele
	F.N. Sobazile
	B. Matshoba/ N Sibutha
	N. Mgolozana
	N. Sikibi
	S.P. Madikizela
	K. Zinya
	N. Madikizela
	R. F. Madikizela
	S. Mphoswa
	N. Mantangayi
	F. N. Nyathi
	N.P. Mavundla
	T.Z. Noconjo
	S.V. Mfolozi
	L. Nomazele
	M.S. Msindo
	N. Majova
	T. Dlamini
	A. Maquthu
	X. Bhabhazela
	X. Ntsethe
	S. M. Nomvalo
	A.D. Diya
	M.W. Dlamini
	Z.H. Dyarvane
	M.C. Mbodiya
	N. Doko
	S. Yalo
	M. Manci
	M. Ndovela
	B. Qalaba
	A.I. Guqaza
	S.W. Jayiya
	F. Bewu
	L. Maqoga
	Z.P. Ndebele
	N. Giyama-Bongwana
	I.M. Sabuka
	N. Madikizela
	N. L. Xhalabile
	Z.L. Nelisi-Makiva
	M. S. Khambile
	L.V. Nomaqhiza
	B.W. Mangqalaza
	P. Siramza
	L. Silangwe
	N. Nxasana
	F. Siramza
	P. Nophinga

General Information

Grading of local authority	Grade 4
Accounting Officer	L. Mahlaka
Chief Finance Officer (CFO)	ZA Zukulu
Registered office	51 Winnie Madikizela-Mandela Street Bizana 4800
Business address	51 Winnie Madikizela-Mandela Street Bizana 4800
Postal address	P.O. Box 12 Bizana 4800
Bankers	First National Bank
Attorneys	NZ Mtshabe Incorporated Attorneys Dr Sugudhav- Seperdadh Attorneys
Auditors	Auditor General of South Africa Registered Auditors

Winnie Madikizela-Mandela Local Municipality

Audited Annual Financial Statements for the year ended June 30, 2025

Index

The reports and statements set out below comprise the audited annual financial statements presented to the council:

	Page
Accounting Officer's Responsibilities and Approval	6
Statement of Financial Position	7
Statement of Financial Performance	8
Statement of Changes in Net Assets	9
Cash Flow Statement	10
Statement of Comparison of Budget and Actual Amounts	11 - 13
Appropriation Statement	113 - 114
Significant Accounting Policies	14 - 45
Notes to the Audited Annual Financial Statements	45 - 112
Appendixes:	
Appendix B: Analysis of Property, Plant and Equipment	115
Appendix D: Segmental Statement of Financial Performance	121
Appendix E(1): Actual versus Budget (Revenue and Expenditure)	122
Appendix E(2): Actual versus Budget (Acquisition of Property, Plant and Equipment)	123
Appendix F: Disclosure of Grants and Subsidies in terms of the Municipal Finance Management Act	124
Appendix G(1): Budgeted Financial Performance (revenue and expenditure by standard classification)	125
Appendix G(2): Budgeted Financial Performance (revenue and expenditure by municipal vote)	127

Index

Abbreviations used:

COID	Compensation for Occupational Injuries and Diseases
DBSA	Development Bank of South Africa
GRAP	Generally Recognised Accounting Practice
DORA	Division Of Revenue Act
IAS	International Accounting Standards
IPSAS	International Public Sector Accounting Standards
MFMA	Municipal Finance Management Act
mSCOA	Municipal Standard Chart of Accounts
MIG	Municipal Infrastructure Grant
DSRAC	Department of Sport, Recreation, Arts and Culture
INEP	Integrated National Electrification Programme
ASB	Accounting Standards Board
MPAC	Municipal Public Accounts Committee
MSIG	Municipal Systems Infrastructure Grant
SCM	Supply Chain Management
MSA	Municipal Systems Act
MSA	Municipal Structures Act

Accounting Officer's Responsibilities and Approval

The accounting officer is required by the Municipal Finance Management Act (Act 56 of 2003), to maintain adequate accounting records and is responsible for the content and integrity of the audited annual financial statements and related financial information included in this report. It is the responsibility of the accounting officer to ensure that the audited annual financial statements fairly present the state of affairs of the municipality as at the end of the financial year and the results of its operations and cash flows for the period then ended. The external auditors are engaged to express an independent opinion on the audited annual financial statements and are given unrestricted access to all financial records and related data.

I am responsible for the preparation of these annual financial statements, which are set out on the pages to follow in terms of s126(1) of the MFMA and which I have signed on behalf of the municipality.

I certify that the salaries, benefits and allowances as disclosed in notes 36 and 37 of these annual financial statements are within the upper limits of the framework envisioned in section 219 of the Constitution, read with the Remuneration of Public Office Bearers Act and the Minister of Cooperative Governance & Traditional Affairs determination in accordance with this Act.

The audited annual financial statements have been prepared in accordance with Standards of Generally Recognised Accounting Practice (GRAP) including any interpretations, guidelines and directives issued by the Accounting Standards Board.

The audited annual financial statements are based upon appropriate accounting policies consistently applied and supported by reasonable and prudent judgements and estimates.

I acknowledge that I am ultimately responsible for the system of internal financial control established by the municipality and place considerable importance on maintaining a strong control environment. To enable the accounting officer to meet these responsibilities, I set standards for internal control aimed at reducing the risk of error or deficit in a cost effective manner. The standards include the proper delegation of responsibilities within a clearly defined framework, effective accounting procedures and adequate segregation of duties to ensure an acceptable level of risk. These controls are monitored throughout the municipality and all employees are required to maintain the highest ethical standards in ensuring the municipality's business is conducted in a manner that in all reasonable circumstances is above reproach. The focus of risk management in the municipality is on identifying, assessing, managing and monitoring all known forms of risk across the municipality. While operating risk cannot be fully eliminated, the municipality endeavours to minimise it by ensuring that appropriate infrastructure, controls, systems and ethical behaviour are applied and managed within predetermined procedures and constraints.

I am of the opinion, based on the information and explanations given by management, that the system of internal control provides reasonable assurance that the financial records may be relied on for the preparation of the audited annual financial statements. However, any system of internal financial control can provide only reasonable, and not absolute assurance against material misstatement or deficit.

I have reviewed the municipality's cash flow forecast for the year to June 30, 2026 and, in the light of this review and the current financial position,I am satisfied that the municipality has access to adequate resources to continue in operational existence for the foreseeable future.

The audited annual financial statements set out on page s 7 to 112, which have been prepared on the going concern basis, were approved by the accounting officer on 31 August 2025 and were signed on its behalf by:

Mr L Mahlaka
Municipal Manager

Winnie Madikizela-Mandela Local Municipality

Audited Annual Financial Statements for the year ended June 30, 2025

Statement of Financial Position as at June 30, 2025

Figures in Rand	Note(s)	2025	2024 Restated*
Assets			
Current Assets			
Inventories	8	1,246,446	786,196
Operating lease asset	9	21,861,433	18,841,946
Other Receivables from exchange transactions	10	2,304,142	1,324,884
Receivables from non - exchange transactions	11	3,409,179	4,121,047
Statutory receivables	12	53,924,113	48,725,424
Prepayments	13	3,375,079	2,740,429
Receivables from exchange transactions	14	39,718,901	43,160,908
Cash and cash equivalents	15	540,241,859	460,788,282
		666,081,152	**580,489,116**
Non-Current Assets			
Investment property	3	53,619,000	49,294,199
Property, plant and equipment	4	919,174,287	874,730,110
Intangible assets	5	578,864	502,827
Heritage assets	6	1,260,799	1,260,799
Other financial assets	7	5,059,088	4,772,724
		979,692,038	**930,560,659**
Total Assets		**1,645,773,190**	**1,511,049,775**
Liabilities			
Current Liabilities			
Payables from exchange transactions	16	64,377,772	78,130,425
VAT payable	17	14,416,433	10,038,228
Consumer deposits	18	524,596	496,603
Payablesf from non-exchange transactions	20	21,756,104	14,409,451
Provisions	21	1,630,592	1,365,040
Employee benefits obligation	19	22,827,412	20,864,352
		125,532,909	**125,304,099**
Non-Current Liabilities			
Provisions	21	13,021,261	11,950,306
Total Liabilities		**138,554,170**	**137,254,405**
Net Assets		**1,507,219,020**	**1,373,795,370**
Accumulated surplus		1,507,219,020	1,373,795,370
Total Net Assets		**1,507,219,020**	**1,373,795,370**

WINNIE MADIKIZELA-MANDELA LOCAL MUNICIPALITY
CHIEF FINANCIAL OFFICER
30 NOV 2025
PO BOX 12 BIZANA 4800. TEL: 039 251 0230
SIGNATURE

WINNIE MADIKIZELA-MANDELA
LOCAL MUNICIPALITY
PO BOX 12 BIZANA 4800
2025 -11- 30
OFFICE OF THE MUNICIPAL MANAGER
TEL: 039 251 0230
FAX: 039 251 0917

* See Note 64 & 63

Winnie Madikizela-Mandela Local Municipality

Audited Annual Financial Statements for the year ended June 30, 2025

Statement of Financial Performance

Figures in Rand	Note(s)	2025	2024 Restated*
Revenue			
Revenue from exchange transactions			
Service charges	24	59,047,701	53,841,401
Construction contracts	25	16,870,892	14,066,835
Rental of facilities and equipment	26	7,957,952	7,969,863
Interest received from receivables	27	2,183,891	3,794,988
Agency services	28	1,234,250	1,298,390
Commissions received	29	198,240	188,290
Recoveries	29	1,696,337	735,339
Other income	29	667,032	281,585
Interest received from current and non current assets	30	39,421,269	34,468,001
Total revenue from exchange transactions		**129,277,564**	**116,644,692**
Revenue from non-exchange transactions			
Taxation revenue			
Property rates	31	22,852,923	21,713,167
Fines, penalties and Forfeits	32	1,073,742	1,285,810
Licences and Permits	33	2,170,630	2,102,291
Interest received (non exchange)	34	5,539,419	5,541,211
Transfer revenue			
Government grants & subsidies	35	436,392,154	421,102,369
Total revenue from non-exchange transactions		**468,028,868**	**451,744,848**
Total revenue	23	**597,306,432**	**568,389,540**
Expenditure			
Employee related costs	36	(146,867,678)	(139,601,412)
Remuneration of councillors	37	(27,795,060)	(27,159,477)
Depreciation and amortisation	38	(52,423,899)	(45,974,548)
Impairment of Property, plant and equipment	39	(6,755,373)	(9,252,340)
Interest and penalties	40	(2,180,440)	(50,162)
Lease rentals on operating lease	41	(6,923,442)	(5,723,859)
Debt Impairment	42	(7,968,920)	(2,240,559)
Bulk purchases	43	(53,481,023)	(43,466,987)
Contracted services	44	(94,035,216)	(82,810,742)
Transfers and Subsidies	45	(4,984,480)	(2,805,345)
General Expenses	46	(61,995,143)	(58,967,942)
Total expenditure		**(465,410,674)**	**(418,053,373)**
Operating Surplus (deficit)		**131,895,758**	**150,336,167**
Loss on disposal of assets	47	(2,796,915)	(13,016,021)
Fair value adjustments	48	4,324,800	7,084,700
		1,527,885	**(5,931,321)**
Surplus for the year		**133,423,643**	**144,404,846**

WINNIE MADIKIZELA-MANDELA LOCAL MUNICIPALITY
CHIEF FINANCIAL OFFICER
30 NOV 2025
PO BOX 12 BIZANA 4800 TEL: 039 251 0230
SIGNATURE

WINNIE MADIKIZELA-MANDELA
LOCAL MUNICIPALITY
2025 -11- 30
OFFICE OF THE MUNICIPAL MANAGER
TEL: 039 251 0230
FAX: 039 251 0917

* See Note 64 & 63

8

Winnie Madikizela-Mandela Local Municipality

Audited Annual Financial Statements for the year ended June 30, 2025

Statement of Changes in Net Assets

Figures in Rand	Accumulated surplus / deficit	Total net assets
Opening balance as previously reported	1,223,008,501	1,223,008,501
Adjustments		
Correction of errors 63	6,382,023	6,382,023
Balance at July 1, 2023 as restated*	**1,229,390,524**	**1,229,390,524**
Surplus/(Deficit) for the year	144,404,846	144,404,846
Total changes	144,404,846	144,404,846
Opening balance as previously reported	1,373,795,377	1,373,795,377
Restated* Balance at July 1, 2024 as restated*	**1,373,795,377**	**1,373,795,377**
Surplus/(Deficit) for the year	133,423,643	133,423,643
Total changes	133,423,643	133,423,643
Balance at June 30, 2025	**1,507,219,020**	**1,507,219,020**

Note(s)

WINNIE MADIKIZELA-MANDELA LOCAL MUNICIPALITY
CHIEF FINANCIAL OFFICER
30 NOV 2025
PO BOX 12 BIZANA 4800, TEL: 039 251 0230
SIGNATURE

WINNIE MADIKIZELA-MANDELA
LOCAL MUNICIPALITY
P/BAG X 12 BIZANA 4800
2025 -11- 30
OFFICE OF THE MUNICIPAL MANAGER
TEL: 039 251 0230
FAX: 039 251 0917

* See Note 64 & 63

Cash Flow Statement

Figures in Rand	Note(s)	2025	2024 Restated*
Cash flows from operating activities			
Receipts			
Sale of goods and services		100,397,066	71,808,843
Grants		443,738,807	427,313,317
Interest income		47,144,579	43,804,200
		591,280,452	542,926,360
Payments			
Employee costs		(172,699,678)	(163,704,780)
Suppliers		(229,656,594)	(157,335,388)
Interest and penalties		(2,180,440)	(50,162)
		(404,536,712)	(321,090,330)
Net cash flows from operating activities	50	**186,743,740**	**221,836,030**
Cash flows from investing activities			
Purchase of property, plant and equipment	4	(108,440,062)	(121,063,148)
Proceeds from sale of property, plant and equipment	4	1,386,603	-
Purchase of other intangible assets	5	(236,704)	-
Net cash flows from investing activities		**(107,290,163)**	**(121,063,148)**
Net increase/(decrease) in cash and cash equivalents		**79,453,577**	**100,772,882**
Cash and cash equivalents at the beginning of the year		460,788,282	360,015,400
Cash and cash equivalents at the end of the year	15	**540,241,859**	**460,788,282**

The accounting policies on pages 14 to 45 and the notes on pages 45 to 112 form an integral part of these audited annual financial statements.

WINNIE MADIKIZELA-MANDELA LOCAL MUNICIPALITY
CHIEF FINANCIAL OFFICER
30 NOV 2025
PO BOX 12 BIZANA 4800 TEL: 039 251 0230
SIGNATURE

WINNIE MADIKIZELA-MANDELA
LOCAL MUNICIPALITY
2025 -11- 30
OFFICE OF THE MUNICIPAL MANAGER
TEL: 039 251 0230
FAX: 039 251 0917

Winnie Madikizela-Mandela Local Municipality

Audited Annual Financial Statements for the year ended June 30, 2025

Statement of Comparison of Budget and Actual Amounts

Budget on Accrual Basis

Figures in Rand	Approved budget	Adjustments	Final Budget	Actual amounts on comparable basis	Difference between final budget and actual	Reference
Statement of Financial Performance						
Revenue						
Revenue from exchange transactions						
Sale of goods	200,724	-	**200,724**	558,597	**357,873**	Note 65
Service charges	56,844,444	(3,080,500)	**53,763,944**	59,047,701	**5,283,757**	Note 65
Construction contracts	-	19,680,500	**19,680,500**	16,870,892	**(2,809,608)**	Note 65
Rental of facilities and equipment	4,923,888	130,000	**5,053,888**	7,957,952	**2,904,064**	Note 65
Interest received from receivables	3,555,612	36,965	**3,592,577**	2,183,891	**(1,408,686)**	Note 65
Agency services	1,427,328	-	**1,427,328**	1,234,250	**(193,078)**	Note 65
Commissions received	159,960	50,000	**209,960**	198,240	**(11,720)**	Note 65
Recoveries	-	150,000	**150,000**	1,696,337	**1,546,337**	Note 65
Other income - (rollup)	30,000	-	**30,000**	108,435	**78,435**	
Interest received from current assets	27,158,868	10,200,000	**37,358,868**	39,421,269	**2,062,401**	
Total revenue from exchange transactions	**94,300,824**	**27,166,965**	**121,467,789**	**129,277,564**	**7,809,775**	
Revenue from non-exchange transactions						
Taxation revenue						
Property rates	21,531,996	1,889,200	**23,421,196**	22,852,923	**(568,273)**	
Fines, penalties and forfeits	578,688	(196,000)	**382,688**	1,073,742	**691,054**	Note 65
Licences and Permits (Non-exchange)	2,277,024	-	**2,277,024**	2,170,630	**(106,394)**	
Interest received(non- exchange)	5,395,848	(695,845)	**4,700,003**	5,539,419	**839,416**	Note 65
Transfer revenue						
Government grants & subsidies	394,791,584	(26,201,000)	**368,590,584**	368,646,496	**55,912**	
Total revenue from non-exchange transactions	**424,575,140**	**(25,203,645)**	**399,371,495**	**400,283,210**	**911,715**	
Total revenue	**518,875,964**	**1,963,320**	**520,839,284**	**529,560,774**	**8,721,490**	
Expenditure						
Employee related cost	(148,131,368)	(3,711,500)	**(151,842,868)**	(146,867,678)	**4,975,190**	
Employee costs - Remuneration of councillors	(29,876,160)	-	**(29,876,160)**	(27,795,060)	**2,081,100**	Note 65
Depreciation and amortisation	(54,370,836)	-	**(54,370,836)**	(52,423,899)	**1,946,937**	Note 65
Impairment loss	-	(3,000,000)	**(3,000,000)**	(6,755,373)	**(3,755,373)**	Note 65
Interest and Penalties	(99,992)	(2,200,000)	**(2,299,992)**	(2,180,440)	**119,552**	Note 65
Lease rentals on operating lease	(5,768,736)	(1,457,982)	**(7,226,718)**	(6,923,442)	**303,276**	
Debt Impairment	(6,108,780)	-	**(6,108,780)**	(7,968,920)	**(1,860,140)**	Note 65
Bulk purchases	(53,792,448)	-	**(53,792,448)**	(53,481,023)	**311,425**	
Contracted Services	(114,777,518)	(13,413,046)	**(128,190,564)**	(94,035,216)	**34,155,348**	Note 65
Transfers and Subsidies	(4,215,552)	(255,600)	**(4,471,152)**	(4,984,480)	**(513,328)**	Note 65
Inventory	(8,083,428)	(4,600)	**(8,088,028)**	(6,202,810)	**1,885,218**	Note 65
Loss on disposal of assets	-	(5,200,000)	**(5,200,000)**	(2,796,915)	**2,403,085**	Note 65
General expenses	(74,605,478)	(124,947)	**(74,730,425)**	(55,792,333)	**18,938,092**	Note 65
Total expenditure	**(499,830,296)**	**(29,367,675)**	**(529,197,971)**	**(468,207,589)**	**60,990,382**	
Operating surplus	**19,045,668**	**(27,404,355)**	**(8,358,687)**	**61,353,185**	**69,711,872**	
Transfer recognised- capital contribution	64,754,412	24,440,805	**89,195,217**	67,745,658	**(21,449,559)**	Note 65
Fair value adjustments	-	-	**-**	4,324,800	**4,324,800**	Note 65
	64,754,412	**24,440,805**	**89,195,217**	**72,070,458**	**(17,124,759)**	
Surplus before taxation	**83,800,080**	**(2,963,550)**	**80,836,530**	**133,423,643**	**52,587,113**	
Actual Amount on Comparable Basis as Presented in the Budget and Actual Comparative Statement	**83,800,080**	**(2,963,550)**	**80,836,530**	**133,423,643**	**52,587,113**	

Statement of Comparison of Budget and Actual Amounts

Budget on Accrual Basis

Figures in Rand	Approved budget	Adjustments	Final Budget	Actual amounts on comparable basis	Difference between final budget and actual	Reference
Statement of Financial Position						
Assets						
Current Assets						
Inventories	1,264,204	1,415,022	**2,679,226**	1,246,446	**(1,432,780)**	Note 65
Operating lease asset	18,847,289	(5,343)	**18,841,946**	21,861,433	**3,019,487**	Note 65
Other Receivables from exchange transactions	-	-	**-**	2,304,142	**2,304,142**	Note 65
Receivables from non - exchange transactions	-	-	**-**	3,409,179	**3,409,179**	Note 65
Statutory receivables	43,162,596	6,855,110	**50,017,706**	53,924,113	**3,906,407**	Note 65
VAT receivable	17,159,518	(3,011,445)	**14,148,073**	-	**(14,148,073)**	Note 65
Prepayments	-	-	**-**	3,375,079	**3,375,079**	Note 65
Receivables from exchange transactions	36,399,424	7,713,394	**44,112,818**	39,718,901	**(4,393,917)**	Note 65
Cash and cash equivalents	206,790,415	257,776,142	**464,566,557**	540,241,859	**75,675,302**	65
	323,623,446	**270,742,880**	**594,366,326**	**666,081,152**	**71,714,826**	
Non-Current Assets						
Investment property	42,209,500	7,084,699	**49,294,199**	53,619,000	**4,324,801**	Note 65
Property, plant and equipment	902,875,267	97,139,904	**1,000,015,171**	919,174,287	**(80,840,884)**	Note 65
Intangible assets	461,418	(128,595)	**332,823**	578,864	**246,041**	Note 65
Heritage assets	1,260,799	-	**1,260,799**	1,260,799	**-**	
Other financial assets	-	-	**-**	5,059,088	**5,059,088**	Note 65
	946,806,984	**104,096,008**	**1,050,902,992**	**979,692,038**	**(71,210,954)**	
Total Assets	**1,270,430,430**	**374,838,888**	**1,645,269,318**	**1,645,773,190**	**503,872**	
Liabilities						
Current Liabilities						
Payables from exchange transactions	75,048,968	31,685,126	**106,734,094**	64,377,772	**(42,356,322)**	Note 65
VAT payable	7,878,240	(1,780,265)	**6,097,975**	14,416,433	**8,318,458**	Note 65
Consumer deposits	497,247	(644)	**496,603**	524,596	**27,993**	Note 65
Payablesf from non-exchange transactions	-	6,885,130	**6,885,130**	21,756,104	**14,870,974**	Note 65
Provisions	19,918,501	2,013,015	**21,931,516**	1,630,592	**(20,300,924)**	Note 65
Employee benefits obligation	-	-	**-**	22,827,412	**22,827,412**	Note 65
	103,342,956	**38,802,362**	**142,145,318**	**125,532,909**	**(16,612,409)**	
Non-Current Liabilities						
Provisions	11,484,800	465,506	**11,950,306**	13,021,261	**1,070,955**	Note 65
Total Liabilities	**114,827,756**	**39,267,868**	**154,095,624**	**138,554,170**	**(15,541,454)**	
Net Assets	**1,155,602,674**	**335,571,020**	**1,491,173,694**	**1,507,219,020**	**16,045,326**	
Net Assets						
Net Assets Attributable to Owners of Controlling Entity						
Reserves						
Accumulated surplus	1,155,602,674	335,571,020	**1,491,173,694**	1,507,219,020	**16,045,326**	

WINNIE MADIKIZELA-MANDELA LOCAL MUNICIPALITY
CHIEF FINANCIAL OFFICER
30 NOV 2025
PO BOX 12 BIZANA 4800 TEL: 039 251 0230
SIGNATURE

WINNIE MADIKIZELA-MANDELA
LOCAL MUNICIPALITY
2025 -11- 30
OFFICE OF THE MUNICIPAL MANAGER
TEL: 039 251 0230
FAX: 039 251 0917

12

Statement of Comparison of Budget and Actual Amounts

Budget on Accrual Basis

Figures in Rand	Approved budget	Adjustments	Final Budget	Actual amounts on comparable basis	Difference between final budget and actual	Reference
Cash Flow Statement						
Cash flows from operating activities						
Receipts						
Sale of goods and services	134,826,360	28,901,747	**163,728,107**	100,397,066	**(63,331,041)**	Note 65
Grants	447,831,992	2,429,500	**450,261,492**	443,738,807	**(6,522,685)**	Note 65
Interest income	27,158,868	10,200,000	**37,358,868**	47,144,579	**9,785,711**	Note 65
	609,817,220	**41,531,247**	**651,348,467**	**591,280,452**	**(60,068,015)**	
Payments						
Employee costs	(168,468,096)	(4,657,500)	**(173,125,596)**	(172,699,678)	**425,918**	Note 65
Suppliers	(251,824,488)	(8,157,485)	**(259,981,973)**	(229,656,590)	**30,325,383**	Note 65
Interest and penalties	(100,000)	-	**(100,000)**	(2,180,440)	**(2,080,440)**	Note 65
	(420,392,584)	**(12,814,985)**	**(433,207,569)**	**(404,536,708)**	**28,670,861**	
Net cash flows from operating activities	**189,424,636**	**28,716,262**	**218,140,898**	**186,743,744**	**(31,397,154)**	
Cash flows from investing activities						
Purchase of property, plant and equipment	(161,089,788)	(53,272,840)	**(214,362,628)**	(108,440,062)	**105,922,566**	Note 65
Proceeds from sale of property, plant and equipment	-	-	**-**	1,386,601	**1,386,601**	Note 65
Purchase of other intangible assets	-	-	**-**	(236,706)	**(236,706)**	Note 65
Net cash flows from investing activities	**(161,089,788)**	**(53,272,840)**	**(214,362,628)**	**(107,290,167)**	**107,072,461**	
Net increase/(decrease) in cash and cash equivalents	28,334,848	(24,556,578)	**3,778,270**	79,453,577	**75,675,307**	
Cash and cash equivalents at the beginning of the year	178,455,575	282,332,708	**460,788,283**	460,788,282	**(1)**	
Cash and cash equivalents at the end of the year	**206,790,423**	**257,776,130**	**464,566,553**	**540,241,859**	**75,675,306**	

WINNIE MADIKIZELA-MANDELA LOCAL MUNICIPALITY
CHIEF FINANCIAL OFFICER
30 NOV 2025
PO BOX 12 BIZANA 4800. TEL: 039 251 0230
SIGNATURE

WINNIE MADIKIZELA-MANDELA
LOCAL MUNICIPALITY
2025 -11- 30
OFFICE OF THE MUNICIPAL MANAGER
TEL: 039 251 0230
FAX: 039 251 0917

Significant Accounting Policies

1. Presentation of Audited Annual Financial Statements

The significant accounting policies applied in the preparation of these audited annual financial statements are set out below.

1.1 Basis of preparation

The audited annual financial statements have been prepared in accordance with the Standards of Generally Recognised Accounting Practice (GRAP), issued by the Accounting Standards Board in accordance with Section 122(3) of the Municipal Finance Management Act (Act 56 of 2003).

These audited annual financial statements have been prepared on an accrual basis of accounting and are in accordance with historical cost convention as the basis of measurement, unless specified otherwise. They are presented in South African Rand.

Assets, liabilities, revenues and expenses were not offset, except where offsetting is either required or permitted by a Standard of GRAP.

These accounting policies are consistent with the previous period.

1.2 Presentation currency

These audited annual financial statements are presented in South African Rand, which is the functional currency of the municipality.

1.3 Going concern assumption

These audited annual financial statements have been prepared based on the expectation that the municipality will continue to operate as a going concern for at least the next 12 months.

1.4 Significant judgements and sources of estimation uncertainty

In preparing the audited annual financial statements, management made estimates and assumptions that affect the amounts represented in the audited annual financial statements and related disclosures. Use of available information and the application of judgement is inherent in the formation of estimates. Actual results in the future could differ from these estimates which may be material to the audited annual financial statements. Significant judgements include:

Fair value estimation

The fair value of financial instruments traded in active markets is based on quoted market prices at the end of the reporting period. The quoted market price used for financial assets held by the municipality is the current bid price.

The fair value of financial instruments that are not traded in an active market is determined by using valuation techniques. The municipality uses a variety of methods and makes assumptions that are based on market conditions existing at the end of each reporting period. Quoted market prices or dealer quotes for similar instruments are used for long-term debt. Other techniques, such as estimated discounted cash flows, are used to determine fair value for the remaining financial instruments. The fair value of interest rate swaps is calculated as the present value of the estimated future cash flows. The fair value of forward foreign exchange contracts is determined using quoted forward exchange rates at the end of the reporting period.

The carrying value less Allowance for doubtful debts of trade receivables and payables are assumed to approximate their fair values. The fair value of financial liabilities for disclosure purposes is estimated by discounting the future contractual cash flows at the current market interest rate that is available to the municipality for similar financial instruments.

Impairment testing

The recoverable amounts of cash-generating/service units and individual assets have been determined based on the higher of value-in-use calculations and fair values less costs to sell. These calculations require the use of estimates and assumptions. It is reasonably possible that the key assumption may change which may then impact our estimations and may then require a material adjustment to the carrying value of assets.

The municipality reviews and tests the carrying value of assets when events or changes in circumstances suggest that the carrying amount may not be recoverable. Assets are grouped at the lowest level for which identifiable cash flows are largely independent of cash flows of other assets and liabilities. If there are indications that impairment may have occurred, estimates are prepared of expected future cash flows for each group of assets. Expected future cash flows used to determine the value in use of goodwill and tangible assets are inherently uncertain and could materially change over time. They are significantly affected by a number of factors together with economic factors such as exchange rates and inflation interest.

Provisions

Provisions were raised and management determined an estimate based on the information available. Additional disclosure of these estimates of provisions are included in note 21 - Provisions.

Significant Accounting Policies

1.4 Significant judgements and sources of estimation uncertainty (continued)

Allowance for doubtful debts

On debtors, an impairment loss is recognised in surplus or deficit when there is objective evidence that it is impaired. The impairment is measured as the difference between the debtors carrying amount and the value of estimated future cash flows discounted at the rate determined by the Council policy.

Provision for Rehabilitation of landfill site / Dumping site

The municipality has an obligation to rehabilitate its landfill sites in terms of National Environment Management Act, the Water Act and the Waste Management series as promulgated by the Department of Water and Sanitation. A provision is made for this obligation based on the size / extent of the land to be rehabilitated, site water balance, the rehabilitation cost, the monitoring and the rehabilitation period.

Provisions, contingent liabilities and contingent assets

Management's judgement is required when recognising and measuring provisions, as well as when measuring contingent liabilities and contingent assets as set out in note 21 and 52 of the financial statements. Provisions are discounted where the effect is material.

Depreciation and Amortization

Depreciation and amortization recognised on property plant and equipment and intangible assets are determined with reference to the useful lives and residual values of the underlying items. The useful lives and residual values of assets are based on management's estimation of the asset's condition, expected condition at the end of the period of use, its current use, expected future use and the municipality's expectations about the availability of finance to replace the asset at the end of its useful life.

1.5 Investment property

Investment property is property (land or a building - or part of a building - or both) held to earn rentals or for capital appreciation or both, rather than for:

- use in the production or supply of goods or services or for
- administrative purposes, or
- sale in the ordinary course of operations.

Owner-occupied property is property held for use in the production or supply of goods or services or for administrative purposes.

Investment property is recognised as an asset when, it is probable that the future economic benefits or service potential that are associated with the investment property will flow to the municipality, and the cost or fair value of the investment property can be measured reliably.

Investment property is initially recognised at cost. Transaction costs are included in the initial measurement.

Where investment property is acquired through a non-exchange transaction, its cost is its fair value as at the date of acquisition.

Costs include costs incurred initially and costs incurred subsequently to add to, or to replace a part of, or service a property. If a replacement part is recognised in the carrying amount of the investment property, the carrying amount of the replaced part is derecognised.

Fair value

Subsequent to initial measurement, investment property is measured at fair value.

The fair value of investment property reflects market conditions at the reporting date.

A gain or loss arising from a change in fair value is included in net surplus or deficit for the period in which it arises.

If the municipality determines that the fair value of an investment property under construction is not reliably determinable but expects the fair value of the property to be reliably measurable when construction is complete, it measures that investment property under construction at cost until either its fair value becomes reliably determinable or construction is completed (whichever is earlier). If the municipality determines that the fair value of an investment property (other than an investment property under construction) is not reliably determinable on a continuing basis, the municipality measures that investment property using the cost model (as per the accounting policy on Property, plant and equipment). The residual value of the investment property is then assumed to be zero. The municipality applies the cost model (as per the accounting policy on Property, plant and equipment) until disposal of the investment property.

Once the municipality becomes able to measure reliably the fair value of an investment property under construction that has previously been measured at cost, it measures that property at its fair value. Once construction of that property is complete, it is presumed that fair value can be measured reliably. If this is not the case, the property is accounted for using the cost model in accordance with the accounting policy on Property, plant and equipment.

Significant Accounting Policies

1.5 Investment property (continued)

Investment property is derecognised on disposal or when the investment property is permanently withdrawn from use and no future economic benefits or service potential are expected from its disposal.

Gains or losses arising from the retirement or disposal of investment property is the difference between the net disposal proceeds and the carrying amount of the asset and is recognised in surplus or deficit in the period of retirement or disposal.

Compensation from third parties for investment property that was impaired, lost or given up is recognised in surplus or deficit when the compensation becomes receivable.

Significant Accounting Policies

1.6 Property, plant and equipment

Property, plant and equipment are tangible non-current assets (including infrastructure assets) that are held for use in the production or supply of goods or services, rental to others, or for administrative purposes, and are expected to be used during more than one period.

The cost of an item of property, plant and equipment is recognised as an asset when:

- it is probable that future economic benefits or service potential associated with the item will flow to the municipality; and
- the cost of the item can be measured reliably.

Property, plant and equipment is initially measured at cost.

The cost of an item of property, plant and equipment is the purchase price and other costs attributable to bring the asset to the location and condition necessary for it to be capable of operating in the manner intended by management. Trade discounts and rebates are deducted in arriving at the cost.

Where an asset is acquired through a non-exchange transaction, its cost is its fair value as at date of acquisition.

Where an item of property, plant and equipment is acquired in exchange for a non-monetary asset or monetary assets, or a combination of monetary and non-monetary assets, the asset acquired is initially measured at fair value (the cost). If the acquired item's fair value was not determinable, it's deemed cost is the carrying amount of the asset(s) given up.

Costs include costs incurred initially to acquire or construct an item of property, plant and equipment and costs incurred subsequently to add to, replace part of, or service it. If a replacement cost is recognised in the carrying amount of an item of property, plant and equipment, the carrying amount of the replaced part is derecognised.

The initial estimate of the costs of dismantling and removing the item and restoring the site on which it is located is also included in the cost of property, plant and equipment, where the entity is obligated to incur such expenditure, and where the obligation arises as a result of acquiring the asset or using it for purposes other than the production of inventories.

Recognition of costs in the carrying amount of an item of property, plant and equipment ceases when the item is in the location and condition necessary for it to be capable of operating in the manner intended by management.

Items such as spare parts, standby equipment and servicing equipment are recognised when they meet the definition of property, plant and equipment.

Property, plant and equipment is carried at cost less accumulated depreciation and any impairment losses.

Property, plant and equipment are depreciated on the straight line basis over their expected useful lives to their estimated residual value.

The useful lives of items of property, plant and equipment have been assessed as follows:

Item	Depreciation method	Average useful life
Land	Straight line	Indefinite
Buildings	Straight line	5 - 100 years
Furniture and fixtures	Straight line	2 - 26 years
Motor vehicles	Straight line	3 - 15 years
Office equipment	Straight line	3 - 26 years
IT equipment	Straight line	3 - 17 years
Infrastructure	Straight line	
• Roads, bridges and pavements		5 - 100 years
• Electricity, reticulation and supply		9 - 60 years
• Waste disposal site		7 - 30 years
• Storm water		40 - 100 years
• Traffic lights		10 years
• Landfill sites		15 - 30 years
• Metering Infrastructure credit		25 years
Community	Straight line	
• Cemeteries		10 - 30 years
• Community halls		25 - 50 years
• Housing scheme houses		15 years
• Recreational facilities		10 - 50 years
Plant and Machinery	Straight line	2 - 15 years
Other property, plant and equipment	Straight line	5 - 21 years
Park Facilities	Straight line	10 - 50 years

The depreciable amount of an asset is allocated on a systematic basis over its useful life.

Significant Accounting Policies

1.6 Property, plant and equipment (continued)

Each part of an item of property, plant and equipment with a cost that is significant in relation to the total cost of the item is depreciated separately.

The depreciation method used reflects the pattern in which the asset's future economic benefits or service potential are expected to be consumed by the municipality. The depreciation method applied to an asset is reviewed at least at each reporting date and, if there has been a significant change in the expected pattern of consumption of the future economic benefits or service potential embodied in the asset, the method is changed to reflect the changed pattern. Such a change is accounted for as a change in an accounting estimate.

The municipality assesses at each reporting date whether there is any indication that the municipality expectations about the residual value and the useful life of an asset have changed since the preceding reporting date. If any such indication exists, the municipality revises the expected useful life and/or residual value accordingly. The change is accounted for as a change in an accounting estimate.

The depreciation charge for each period is recognised in surplus or deficit unless it is included in the carrying amount of another asset.

Items of property, plant and equipment are derecognised when the asset is disposed of or when there are no further economic benefits or service potential expected from the use of the asset.

The gain or loss arising from the derecognition of an item of property, plant and equipment is included in surplus or deficit when the item is derecognised. The gain or loss arising from the derecognition of an item of property, plant and equipment is determined as the difference between the net disposal proceeds, if any, and the carrying amount of the item.

Assets which the municipality holds for rentals to others and subsequently routinely sell as part of the ordinary course of activities, are transferred to inventories when the rentals end and the assets are available-for-sale. Proceeds from sales of these assets are recognised as revenue. All cash flows on these assets are included in cash flows from operating activities in the cash flow statement.

The municipality separately discloses expenditure to repair and maintain property, plant and equipment in the notes to the financial statements (see note 4).

The municipality discloses relevant information relating to assets under construction or development, in the notes to the financial statements (see note 4).

1.7 Intangible assets

An asset is identifiable if it either:

- is separable, i.e. is capable of being separated or divided from an entity and sold, transferred, licensed, rented or exchanged, either individually or together with a related contract, identifiable assets or liability, regardless of whether the entity intends to do so; or
- arises from binding arrangements (including rights from contracts), regardless of whether those rights are transferable or separable from the municipality or from other rights and obligations.

A binding arrangement describes an arrangement that confers similar rights and obligations on the parties to it as if it were in the form of a contract.

An intangible asset is recognised when:

- it is probable that the expected future economic benefits or service potential that are attributable to the asset will flow to the municipality; and
- the cost or fair value of the asset can be measured reliably.

The municipality assesses the probability of expected future economic benefits or service potential using reasonable and supportable assumptions that represent management's best estimate of the set of economic conditions that will exist over the useful life of the asset.

Where an intangible asset is acquired through a non-exchange transaction, its initial cost at the date of acquisition is measured at its fair value as at that date.

Expenditure on research (or on the research phase of an internal project) is recognised as an expense when it is incurred.

An intangible asset arising from development (or from the development phase of an internal project) is recognised when:

- it is technically feasible to complete the asset so that it will be available for use or sale.
- there is an intention to complete and use or sell it.
- there is an ability to use or sell it.
- it will generate probable future economic benefits or service potential.
- there are available technical, financial and other resources to complete the development and to use or sell the asset.
- the expenditure attributable to the asset during its development can be measured reliably.

Intangible assets are carried at cost less any accumulated amortisation and any impairment losses.

Significant Accounting Policies

1.7 Intangible assets (continued)

An intangible asset is regarded as having an indefinite useful life when, based on all relevant factors, there is no foreseeable limit to the period over which the asset is expected to generate net cash inflows or service potential. Amortisation is not provided for these intangible assets, but they are tested for impairment annually and whenever there is an indication that the asset may be impaired. For all other intangible assets amortisation is provided on a straight line basis over their useful life.

The amortisation period and the amortisation method for intangible assets are reviewed at each reporting date.

Reassessing the useful life of an intangible asset with a finite useful life after it was classified as indefinite is an indicator that the asset may be impaired. As a result the asset is tested for impairment and the remaining carrying amount is amortised over its useful life.

Amortisation is provided to write down the intangible assets, on a straight line basis, to their residual values as follows:

Item	Amortization method	Average useful life
Computer software, other	Straight line	3 - 10 years

The gain or loss arising from the derecognition of an intangible assets is included in surplus or deficit when the asset is derecognised.

Significant Accounting Policies

1.8 Financial instruments

A financial instrument is any contract that gives rise to a financial asset of one entity and a financial liability or a residual interest of another entity.

A financial instrument is any contract that gives rise to a financial asset of one entity and a financial liability or a residual interest of another entity.

The amortised cost of a financial asset or financial liability is the amount at which the financial asset or financial liability is measured at initial recognition minus principal repayments, plus or minus the cumulative amortisation using the effective interest method of any difference between that initial amount and the maturity amount, and minus any reduction (directly or through the use of an allowance account) for impairment or uncollectibility.

A concessionary loan is a loan granted to or received by a entity on terms that are not market related.

Credit risk is the risk that one party to a financial instrument will cause a financial loss for the other party by failing to discharge an obligation.

Currency risk is the risk that the fair value or future cash flows of a financial instrument will fluctuate because of changes in foreign exchange rates.

Derecognition is the removal of a previously recognised financial asset or financial liability from the entity's statement of financial position.

A derivative is a financial instrument or other contract with all three of the following characteristics:

- Its value changes in response to the change in a specified interest rate, financial instrument price, commodity price, foreign exchange rate, index of prices or rates, credit rating or credit index, or other variable, provided in the case of a non-financial variable that the variable is not specific to a party to the contract (sometimes called the 'underlying').
- It requires no initial net investment or an initial net investment that is smaller than would be required for other types of contracts that would be expected to have a similar response to changes in market factors.
- It is settled at a future date.

The effective interest method is a method of calculating the amortised cost of a financial asset or a financial liability (or group of financial assets or financial liabilities) and of allocating the interest income or interest expense over the relevant period. The effective interest rate is the rate that exactly discounts estimated future cash payments or receipts through the expected life of the financial instrument or, when appropriate, a shorter period to the net carrying amount of the financial asset or financial liability. When calculating the effective interest rate, an entity shall estimate cash flows considering all contractual terms of the financial instrument (for example, prepayment, call and similar options) but shall not consider future credit losses. The calculation includes all fees and points paid or received between parties to the contract that are an integral part of the effective interest rate (see the Standard of GRAP on Revenue from Exchange Transactions), transaction costs, and all other premiums or discounts. There is a presumption that the cash flows and the expected life of a group of similar financial instruments can be estimated reliably. However, in those rare cases when it is not possible to reliably estimate the cash flows or the expected life of a financial instrument (or group of financial instruments), the entity shall use the contractual cash flows over the full contractual term of the financial instrument (or group of financial instruments).

Fair value is the amount for which an asset could be exchanged, or a liability settled, between knowledgeable willing parties in an arm's length transaction.

A financial asset is:

- cash;
- a residual interest of another entity; or
- a contractual right to:
  - receive cash or another financial asset from another entity; or
  - exchange financial assets or financial liabilities with another entity under conditions that are potentially favourable to the entity.

A financial guarantee contract is a contract that requires the issuer to make specified payments to reimburse the holder for a loss it incurs because a specified debtor fails to make payment when due in accordance with the original or modified terms of a debt instrument.

A financial liability is any liability that is a contractual obligation to:

- deliver cash or another financial asset to another entity; or
- exchange financial assets or financial liabilities under conditions that are potentially unfavourable to the entity.

Interest rate risk is the risk that the fair value or future cash flows of a financial instrument will fluctuate because of changes in market interest rates.

Liquidity risk is the risk encountered by an entity in the event of difficulty in meeting obligations associated with financial liabilities that are settled by delivering cash or another financial asset.

Loan commitment is a firm commitment to provide credit under pre-specified terms and conditions.

Significant Accounting Policies

1.8 Financial instruments (continued)

Loans payable are financial liabilities, other than short-term payables on normal credit terms.

Market risk is the risk that the fair value or future cash flows of a financial instrument will fluctuate because of changes in market prices. Market risk comprises three types of risk: currency risk, interest rate risk and other price risk.

Other price risk is the risk that the fair value or future cash flows of a financial instrument will fluctuate because of changes in market prices (other than those arising from interest rate risk or currency risk), whether those changes are caused by factors specific to the individual financial instrument or its issuer, or factors affecting all similar financial instruments traded in the market.

A financial asset is past due when a counterparty has failed to make a payment when contractually due.

A residual interest is any contract that manifests an interest in the assets of the entity after deducting all of its liabilities. A residual interest includes contributions from other stakeholder, which may be shown as:

- equity instruments or similar forms of unitised capital;
- a formal designation of a transfer of resources (or a class of such transfers) by the parties to the transaction as forming part of a entity's net assets, either before the contribution occurs or at the time of the contribution; or
- a formal agreement, in relation to the contribution, establishing or increasing an existing financial interest in the net assets of a entity.

Transaction costs are incremental costs that are directly attributable to the acquisition, issue or disposal of a financial asset or financial liability. An incremental cost is one that would not have been incurred if the entity had not acquired, issued or disposed of the financial instrument.

Financial instruments at amortised cost are non-derivative financial assets or non-derivative financial liabilities that have fixed or determinable payments, excluding those instruments that:

- the entity designates at fair value at initial recognition; or
- are held for trading.

Financial instruments at cost are investments in residual interests that do not have a quoted market price in an active market, and whose fair value cannot be reliably measured.

Financial instruments at fair value comprise financial assets or financial liabilities that are:

- derivatives;
- combined instruments that are designated at fair value;
- instruments held for trading. A financial instrument is held for trading if:
  - it is acquired or incurred principally for the purpose of selling or repurchasing it in the near-term; or
  - on initial recognition it is part of a portfolio of identified financial instruments that are managed together and for which there is evidence of a recent actual pattern of short term profit-taking;
  - non-derivative financial assets or financial liabilities with fixed or determinable payments that are designated at fair value at initial recognition; and
  - financial instruments that do not meet the definition of financial instruments at amortised cost or financial instruments at cost.

Classification

The municiplaity has the following types of financial assets (classes and category) as reflected on the face of the statement of financial position or in the notes thereto:

Class	Category
Receivable from non-exchange transactions	Financial asset measured at amortised cost
Receivable from exchange transcations	Financial asset measured at amortised cost
Cash and cash equivalents	Financial asset measured at amortised cost
Other financial assets	Financial asset measured at amortised cost

The municipality has the following types of financial liabilities (classes and category) as reflected on the face of the statement of financial position or in the notes thereto:

Class	Category
Payables from exchange transactions	Financial liability measured at amortised cost
Payables from non-exchange transactions	Financial liability measured at amortised cost
Consumer deposits	Financial liability measured at amortised cost

Initial recognition

Significant Accounting Policies

1.8 Financial instruments (continued)

The municipality recognises a financial asset or a financial liability in its statement of financial position when the municipality becomes a party to the contractual provisions of the instrument.

The municipality recognises financial assets using trade date accounting.

Initial measurement of financial assets and financial liabilities

The municipality measures a financial asset and financial liability initially at its fair value plus transaction costs that are directly attributable to the acquisition or issue of the financial asset or financial liability.

The municipality measures a financial asset and financial liability initially at its fair value.

The municipality first assesses whether the substance of a concessionary loan (where applicable) is in fact a loan. On initial recognition, the municipality analyses a concessionary loan (where applicable) into its component parts and accounts for each component separately. The municipality accounts for that part of a concessionary loan (where applicable) that is:

- a social benefit in accordance with the Framework for the Preparation and Presentation of Financial Statements, where it is the issuer of the loan; or
- non-exchange revenue, in accordance with the Standard of GRAP on Revenue from Non-exchange Transactions (Taxes and Transfers), where it is the recipient of the loan.

Subsequent measurement of financial assets and financial liabilities

The municipality measures all financial assets and financial liabilities after initial recognition using the following categories (where applicable):

- Financial instruments at fair value.
- Financial instruments at amortised cost.
- Financial instruments at cost.

All financial assets measured at amortised cost, or cost, are subject to an impairment review.

Fair value measurement considerations

The best evidence of fair value is quoted prices in an active market. If the market for a financial instrument is not active, the municiplaity establishes fair value by using a valuation technique. The objective of using a valuation technique is to establish what the transaction price would have been on the measurement date in an arm's length exchange motivated by normal operating considerations. Valuation techniques include using recent arm's length market transactions between knowledgeable, willing parties, if available, reference to the current fair value of another instrument that is substantially the same, discounted cash flow analysis and option pricing models. If there is a valuation technique commonly used by market participants to price the instrument and that technique has been demonstrated to provide reliable estimates of prices obtained in actual market transactions, the entity uses that technique. The chosen valuation technique makes maximum use of market inputs and relies as little as possible on entity-specific inputs. It incorporates all factors that market participants would consider in setting a price and is consistent with accepted economic methodologies for pricing financial instruments. Periodically, the municipality calibrates the valuation technique and tests it for validity using prices from any observable current market transactions in the same instrument (i.e. without modification or repackaging) or based on any available observable market data.

The fair value of a financial liability with a demand feature (e.g. a demand deposit) is not less than the amount payable on demand, discounted from the first date that the amount could be required to be paid.

Gains and losses

A gain or loss arising from a change in the fair value of a financial asset or financial liability measured at fair value is recognised in surplus or deficit.

For financial assets and financial liabilities measured at amortised cost or cost, a gain or loss is recognised in surplus or deficit when the financial asset or financial liability is derecognised or impaired, or through the amortisation process.

Impairment and uncollectibility of financial assets

The municipality assess at the end of each reporting period whether there is any objective evidence that a financial asset or group of financial assets is impaired.

Financial assets measured at amortised cost:

If there is objective evidence that an impairment loss on financial assets measured at amortised cost has been incurred, the amount of the loss is measured as the difference between the asset's carrying amount and the present value of estimated future cash flows (excluding future credit losses that have not been incurred) discounted at the financial asset's original effective interest rate. The carrying amount of the asset is reduced or through the use of an allowance account. The amount of the loss is recognised in surplus or deficit.

Significant Accounting Policies

1.8 Financial instruments (continued)

If in a subsequent period, the amount of the impairment loss decreases and the decrease can be related objectively to an event occurring after the impairment was recognised, the previously recognised impairment loss is reversed or by adjusting an allowance account. The reversal does not result in a carrying amount of the financial asset that exceeds what the amortised cost would have been had the impairment not been recognised at the date the impairment is reversed. The amount of the reversal is recognised in surplus or deficit.

Financial assets measured at cost:

If there is objective evidence that an impairment loss has been incurred on an investment in a residual interest that is not measured at fair value because its fair value cannot be measured reliably, the amount of the impairment loss is measured as the difference between the carrying amount of the financial asset and the present value of estimated future cash flows discounted at the current market rate of return for a similar financial asset. Such impairment losses are not reversed.

Derecognition

Financial assets

The municipality derecognises financial assets using trade date accounting.

The municiplaity derecognises a financial asset only when:

- the contractual rights to the cash flows from the financial asset expire, are settled or waived;
- the municipality transfers to another party substantially all of the risks and rewards of ownership of the financial asset; or
- the municipality, despite having retained some significant risks and rewards of ownership of the financial asset, has transferred control of the asset to another party and the other party has the practical ability to sell the asset in its entirety to an unrelated third party, and is able to exercise that ability unilaterally and without needing to impose additional restrictions on the transfer. In this case, the municipality :
  - derecognise the asset; and
  - recognise separately any rights and obligations created or retained in the transfer.

The carrying amounts of the transferred asset are allocated between the rights or obligations retained and those transferred on the basis of their relative fair values at the transfer date. Newly created rights and obligations are measured at their fair values at that date. Any difference between the consideration received and the amounts recognised and derecognised is recognised in surplus or deficit in the period of the transfer.

If the municipality transfers a financial asset in a transfer that qualifies for derecognition in its entirety and retains the right to service the financial asset for a fee, it recognise either a servicing asset or a servicing liability for that servicing contract. If the fee to be received is not expected to compensate the entity adequately for performing the servicing, a servicing liability for the servicing obligation is recognised at its fair value. If the fee to be received is expected to be more than adequate compensation for the servicing, a servicing asset is recognised for the servicing right at an amount determined on the basis of an allocation of the carrying amount of the larger financial asset.

If, as a result of a transfer, a financial asset is derecognised in its entirety but the transfer results in the entity obtaining a new financial asset or assuming a new financial liability, or a servicing liability, the entity recognise the new financial asset, financial liability or servicing liability at fair value.

On derecognition of a financial asset in its entirety, the difference between the carrying amount and the sum of the consideration received is recognised in surplus or deficit.

If the transferred asset is part of a larger financial asset and the part transferred qualifies for derecognition in its entirety, the previous carrying amount of the larger financial asset is allocated between the part that continues to be recognised and the part that is derecognised, based on the relative fair values of those parts, on the date of the transfer. For this purpose, a retained servicing asset is treated as a part that continues to be recognised. The difference between the carrying amount allocated to the part derecognised and the sum of the consideration received for the part derecognised is recognised in surplus or deficit.

If a transfer does not result in derecognition because the municipality has retained substantially all the risks and rewards of ownership of the transferred asset, the municipality continue to recognise the transferred asset in its entirety and recognise a financial liability for the consideration received. In subsequent periods, the municipality recognises any revenue on the transferred asset and any expense incurred on the financial liability. Neither the asset, and the associated liability nor the revenue, and the associated expenses are offset.

Financial liabilities

The municipality removes a financial liability (or a part of a financial liability) from its statement of financial position when it is extinguished — i.e. when the obligation specified in the contract is discharged, cancelled, expires or waived.

An exchange between an existing borrower and lender of debt instruments with substantially different terms is accounted for as having extinguished the original financial liability and a new financial liability is recognised. Similarly, a substantial modification of the terms of an existing financial liability or a part of it is accounted for as having extinguished the original financial liability and having recognised a new financial liability.

Significant Accounting Policies

1.8 Financial instruments (continued)

The difference between the carrying amount of a financial liability (or part of a financial liability) extinguished or transferred to another party and the consideration paid, including any non-cash assets transferred or liabilities assumed, is recognised in surplus or deficit. Any liabilities that are waived, forgiven or assumed by another municipality by way of a non-exchange transaction are accounted for in accordance with the Standard of GRAP on Revenue from Non-exchange Transactions (Taxes and Transfers).

Presentation

Interest relating to a financial instrument or a component that is a financial liability is recognised as revenue or expense in surplus or deficit.

Dividends or similar distributions relating to a financial instrument or a component that is a financial liability is recognised as revenue or expense in surplus or deficit.

Losses and gains relating to a financial instrument or a component that is a financial liability is recognised as revenue or expense in surplus or deficit.

A financial asset and a financial liability are only offset and the net amount presented in the statement of financial position when the municipality currently has a legally enforceable right to set off the recognised amounts and intends either to settle on a net basis, or to realise the asset and settle the liability simultaneously.

In accounting for a transfer of a financial asset that does not qualify for derecognition, the municipality does not offset the transferred asset and the associated liability.

1.9 Leases

A lease is classified as a finance lease if it transfers substantially all the risks and rewards incidental to ownership. A lease is classified as an operating lease if it does not transfer substantially all the risks and rewards incidental to ownership.

When a lease includes both land and buildings elements, the municipality assesses the classification of each element separately.

Operating leases - lessor

Operating lease revenue is recognised as revenue on a straight-line basis over the lease term.

Initial direct costs incurred in negotiating and arranging operating leases are added to the carrying amount of the leased asset and recognised as an expense over the lease term on the same basis as the lease revenue.

The aggregate cost of incentives is recognised as a reduction of rental revenue over the lease term on a straight-line basis.

The aggregate benefit of incentives is recognised as a reduction of rental expense over the lease term on a straight-line basis.

Income for leases is disclosed under revenue in statement of financial performance.

Operating leases - lessee

Operating lease payments are recognised as an expense in the statement of financial perfomance on a straight-line basis over the lease term. unless anorther systematic basis is more representative of the time pattern of the municipality's benefit..

1.10 Inventories

Inventories are initially measured at cost except where inventories are acquired through a non-exchange transaction, then their costs are their fair value as at the date of acquisition.

Subsequently inventories are measured at the lower of cost and replacement value.

Inventories are measured at the lower of cost and current replacement cost where they are held for;

- distribution at no charge or for a nominal charge; or
- consumption in the production process of goods to be distributed at no charge or for a nominal charge.

Net realisable value is the estimated selling price in the ordinary course of operations less the estimated costs of completion and the estimated costs necessary to make the sale, exchange or distribution.

Current replacement cost is the cost the municipality would incur to acquire the asset on the reporting date.

The cost of inventories comprises of all costs of purchase, costs of conversion and other costs incurred in bringing the inventories to their present location and condition.

Significant Accounting Policies

1.10 Inventories (continued)

The cost of inventories of items that are not ordinarily interchangeable and goods or services produced and segregated for specific projects is assigned using specific identification of the individual costs.

The cost of inventories is assigned using the weighted average cost formula. The same cost formula is used for all inventories having a similar nature and use to the municipality.

When inventories are sold, the carrying amounts of those inventories are recognised as an expense in the period in which the related revenue is recognised. If there is no related revenue, the expenses are recognised when the goods are distributed, or related services are rendered. The amount of any write-down of inventories to net realisable value or current replacement cost and all losses of inventories are recognised as an expense in the period the write-down or loss occurs. The amount of any reversal of any write-down of inventories, arising from an increase in net realisable value or current replacement cost, are recognised as a reduction in the amount of inventories recognised as an expense in the period in which the reversal occurs.

1.11 Impairment of cash-generating assets

Cash-generating assets are assets used with the objective of generating a commercial return. Commercial return means that positive cash flows are expected to be significantly higher than the cost of the asset.

Impairment is a loss in the future economic benefits or service potential of an asset, over and above the systematic recognition of the loss of the asset's future economic benefits or service potential through depreciation (amortisation).

Carrying amount is the amount at which an asset is recognised in the statement of financial position after deducting any accumulated depreciation (amortisation) and accumulated impairment losses thereon.

A cash-generating unit is the smallest identifiable group of assets used with the objective of generating a commercial return that generates cash inflows from continuing use that are largely independent of the cash inflows from other assets or groups of assets.

Costs of disposal are incremental costs directly attributable to the disposal of an asset, excluding finance costs and income tax expense.

Depreciation (Amortisation) is the systematic allocation of the depreciable amount of an asset over its useful life.

Fair value less costs to sell is the amount obtainable from the sale of an asset in an arm's length transaction between knowledgeable, willing parties, less the costs of disposal.

Recoverable amount of an asset or a cash-generating unit is the higher its fair value less costs to sell and its value in use.

Useful life is either:

- the period of time over which an asset is expected to be used by the municipality; or
- the number of production or similar units expected to be obtained from the asset by the municipality.

Identification

When the carrying amount of a cash-generating asset exceeds its recoverable amount, it is impaired.

The municipality assesses at each reporting date whether there is any indication that a cash-generating asset may be impaired. If any such indication exists, the municipality estimates the recoverable amount of the asset.

Irrespective of whether there is any indication of impairment, the municipality also tests a cash-generating intangible asset with an indefinite useful life or a cash-generating intangible asset not yet available for use for impairment annually by comparing its carrying amount with its recoverable amount. This impairment test is performed at the same time every year. If an intangible asset was initially recognised during the current reporting period, that intangible asset was tested for impairment before the end of the current reporting period.

Significant Accounting Policies

1.11 Impairment of cash-generating assets (continued)

Value in use

Value in use of a cash-generating asset is the present value of the estimated future cash flows expected to be derived from the continuing use of an asset and from its disposal at the end of its useful life.

When estimating the value in use of an asset, the municipality estimates the future cash inflows and outflows to be derived from continuing use of the asset and from its ultimate disposal and the municipality applies the appropriate discount rate to those future cash flows.

Basis for estimates of future cash flows

In measuring value in use the municipality:

- base cash flow projections on reasonable and supportable assumptions that represent management's best estimate of the range of economic conditions that will exist over the remaining useful life of the asset. Greater weight is given to external evidence;
- base cash flow projections on the most recent approved financial budgets/forecasts, but excludes any estimated future cash inflows or outflows expected to arise from future restructuring's or from improving or enhancing the asset's performance. Projections based on these budgets/forecasts covers a maximum period of five years, unless a longer period can be justified; and
- estimate cash flow projections beyond the period covered by the most recent budgets/forecasts by extrapolating the projections based on the budgets/forecasts using a steady or declining growth rate for subsequent years, unless an increasing rate can be justified. This growth rate does not exceed the long-term average growth rate for the products, industries, or country or countries in which the municipality operates, or for the market in which the asset is used, unless a higher rate can be justified.

Composition of estimates of future cash flows

Estimates of future cash flows include:

- projections of cash inflows from the continuing use of the asset;
- projections of cash outflows that are necessarily incurred to generate the cash inflows from continuing use of the asset (including cash outflows to prepare the asset for use) and can be directly attributed, or allocated on a reasonable and consistent basis, to the asset; and
- net cash flows, if any, to be received (or paid) for the disposal of the asset at the end of its useful life.

Estimates of future cash flows exclude:

- cash inflows or outflows from financing activities; and
- income tax receipts or payments.

The estimate of net cash flows to be received (or paid) for the disposal of an asset at the end of its useful life is the amount that the municipality expects to obtain from the disposal of the asset in an arm's length transaction between knowledgeable, willing parties, after deducting the estimated costs of disposal.

Discount rate

The discount rate is a pre-tax rate that reflects current market assessments of the time value of money, represented by the current risk-free rate of interest and the risks specific to the asset for which the future cash flow estimates have not been adjusted.

Recognition and measurement (individual asset)

If the recoverable amount of a cash-generating asset is less than its carrying amount, the carrying amount of the asset is reduced to its recoverable amount. This reduction is an impairment loss.

An impairment loss is recognised immediately in surplus or deficit.

Any impairment loss of a revalued cash-generating asset is treated as a revaluation decrease.

When the amount estimated for an impairment loss is greater than the carrying amount of the cash-generating asset to which it relates, the municipality recognises a liability only to the extent that is a requirement in the Standard of GRAP.

After the recognition of an impairment loss, the depreciation (amortisation) charge for the cash-generating asset is adjusted in future periods to allocate the cash-generating asset's revised carrying amount, less its residual value (if any), on a systematic basis over its remaining useful life.

Significant Accounting Policies

1.11 Impairment of cash-generating assets (continued)

Cash-generating units

If there is any indication that an asset may be impaired, the recoverable amount is estimated for the individual asset. If it is not possible to estimate the recoverable amount of the individual asset, the municipality determines the recoverable amount of the cash-generating unit to which the asset belongs (the asset's cash-generating unit).

If an active market exists for the output produced by an asset or group of assets, that asset or group of assets is identified as a cash-generating unit, even if some or all of the output is used internally. If the cash inflows generated by any asset or cash-generating unit are affected by internal transfer pricing, the municipality use management's best estimate of future price(s) that could be achieved in arm's length transactions in estimating:

- the future cash inflows used to determine the asset's or cash-generating unit's value in use; and
- the future cash outflows used to determine the value in use of any other assets or cash-generating units that are affected by the internal transfer pricing.

Cash-generating units are identified consistently from period to period for the same asset or types of assets, unless a change is justified.

The carrying amount of a cash-generating unit is determined on a basis consistent with the way the recoverable amount of the cash-generating unit is determined.

An impairment loss is recognised for a cash-generating unit if the recoverable amount of the unit is less than the carrying amount of the unit. The impairment is allocated to reduce the carrying amount of the cash-generating assets of the unit on a pro rata basis, based on the carrying amount of each asset in the unit. These reductions in carrying amounts are treated as impairment losses on individual assets.

In allocating an impairment loss, the municipality does not reduce the carrying amount of an asset below the highest of:

- its fair value less costs to sell (if determinable);
- its value in use (if determinable); and
- zero.

The amount of the impairment loss that would otherwise have been allocated to the asset is allocated pro rata to the other cash-generating assets of the unit.

Where a non-cash-generating asset contributes to a cash-generating unit, a proportion of the carrying amount of that non-cash-generating asset is allocated to the carrying amount of the cash-generating unit prior to estimation of the recoverable amount of the cash-generating unit.

Reversal of impairment loss

The municipality assess at each reporting date whether there is any indication that an impairment loss recognised in prior periods for a cash-generating asset may no longer exist or may have decreased. If any such indication exists, the entity estimates the recoverable amount of that asset.

An impairment loss recognised in prior periods for a cash-generating asset is reversed if there has been a change in the estimates used to determine the asset's recoverable amount since the last impairment loss was recognised. The carrying amount of the asset is increased to its recoverable amount. The increase is a reversal of an impairment loss. The increased carrying amount of an asset attributable to a reversal of an impairment loss does not exceed the carrying amount that would have been determined (net of depreciation or amortisation) had no impairment loss been recognised for the asset in prior periods.

A reversal of an impairment loss for a cash-generating asset is recognised immediately in surplus or deficit.

Any reversal of an impairment loss of a revalued cash-generating asset is treated as a revaluation increase.

After a reversal of an impairment loss is recognised, the depreciation (amortisation) charge for the cash-generating asset is adjusted in future periods to allocate the cash-generating asset's revised carrying amount, less its residual value (if any), on a systematic basis over its remaining useful life.

A reversal of an impairment loss for a cash-generating unit is allocated to the cash-generating assets of the unit pro rata with the carrying amounts of those assets. These increases in carrying amounts are treated as reversals of impairment losses for individual assets. No part of the amount of such a reversal is allocated to a non-cash-generating asset contributing service potential to a cash-generating unit.

In allocating a reversal of an impairment loss for a cash-generating unit, the carrying amount of an asset is not increased above the lower of:

- its recoverable amount (if determinable); and
- the carrying amount that would have been determined (net of amortisation or depreciation) had no impairment loss been recognised for the asset in prior periods.

The amount of the reversal of the impairment loss that would otherwise have been allocated to the asset is allocated pro rata to the other assets of the unit.

Significant Accounting Policies

1.12 Impairment of non-cash-generating assets

Cash-generating assets are assets used with the objective of generating a commercial return. Commercial return means that positive cash flows are expected to be significantly higher than the cost of the asset.

Non-cash-generating assets are assets other than cash-generating assets.

Impairment is a loss in the future economic benefits or service potential of an asset, over and above the systematic recognition of the loss of the asset's future economic benefits or service potential through depreciation (amortisation).

Carrying amount is the amount at which an asset is recognised in the statement of financial position after deducting any accumulated depreciation (amortisation) and accumulated impairment losses thereon.

Costs of disposal are incremental costs directly attributable to the disposal of an asset, excluding finance costs and income tax expense.

Depreciation (Amortisation) is the systematic allocation of the depreciable amount of an asset over its useful life.

Fair value less costs to sell is the amount obtainable from the sale of an asset in an arm's length transaction between knowledgeable, willing parties, less the costs of disposal.

Recoverable service amount is the higher of a non-cash-generating asset's fair value less costs to sell and its value in use.

Useful life is either:

- the period of time over which an asset is expected to be used by the municipality; or
- the number of production or similar units expected to be obtained from the asset by the municipality.

Identification

When the carrying amount of a non-cash-generating asset exceeds its recoverable service amount, it is impaired.

The municipality assesses at each reporting date whether there is any indication that a non-cash-generating asset may be impaired. If any such indication exists, the municipality estimates the recoverable service amount of the asset.

Irrespective of whether there is any indication of impairment, the municipality also test a non-cash-generating intangible asset with an indefinite useful life or a non-cash-generating intangible asset not yet available for use for impairment annually by comparing its carrying amount with its recoverable service amount. This impairment test is performed at the same time every year. If an intangible asset was initially recognised during the current reporting period, that intangible asset was tested for impairment before the end of the current reporting period.

Significant Accounting Policies

1.12 Impairment of non-cash-generating assets (continued)

Value in use

Value in use of non-cash-generating assets is the present value of the non-cash-generating assets remaining service potential.

The present value of the remaining service potential of a non-cash-generating assets is determined using the following approach:

Depreciated replacement cost approach

The present value of the remaining service potential of a non-cash-generating asset is determined as the depreciated replacement cost of the asset. The replacement cost of an asset is the cost to replace the asset's gross service potential. This cost is depreciated to reflect the asset in its used condition. An asset may be replaced either through reproduction (replication) of the existing asset or through replacement of its gross service potential. The depreciated replacement cost is measured as the current reproduction or replacement cost of the asset, whichever is lower, less accumulated depreciation calculated on the basis of such cost, to reflect the already consumed or expired service potential of the asset.

The replacement cost and reproduction cost of an asset is determined on an "optimised" basis. The rationale is that the municipality would not replace or reproduce the asset with a like asset if the asset to be replaced or reproduced is an overdesigned or overcapacity asset. Overdesigned assets contain features which are unnecessary for the goods or services the asset provides. Overcapacity assets are assets that have a greater capacity than is necessary to meet the demand for goods or services the asset provides. The determination of the replacement cost or reproduction cost of an asset on an optimised basis thus reflects the service potential required of the asset.

Restoration cost approach

Restoration cost is the cost of restoring the service potential of an asset to its pre-impaired level. The present value of the remaining service potential of the asset is determined by subtracting the estimated restoration cost of the asset from the current cost of replacing the remaining service potential of the asset before impairment. The latter cost is determined as the depreciated reproduction or replacement cost of the asset, whichever is lower.

Service units approach

The present value of the remaining service potential of the asset is determined by reducing the current cost of the remaining service potential of the asset before impairment, to conform to the reduced number of service units expected from the asset in its impaired state. The current cost of replacing the remaining service potential of the asset before impairment is determined as the depreciated reproduction or replacement cost of the asset before impairment, whichever is lower.

Recognition and measurement

If the recoverable service amount of a non-cash-generating asset is less than its carrying amount, the carrying amount of the asset is reduced to its recoverable service amount. This reduction is an impairment loss.

An impairment loss is recognised immediately in surplus or deficit.

Any impairment loss of a revalued non-cash-generating asset is treated as a revaluation decrease.

When the amount estimated for an impairment loss is greater than the carrying amount of the non-cash-generating asset to which it relates, the municipality recognises a liability only to the extent that is a requirement in the Standards of GRAP.

After the recognition of an impairment loss, the depreciation (amortisation) charge for the non-cash-generating asset is adjusted in future periods to allocate the non-cash-generating asset's revised carrying amount, less its residual value (if any), on a systematic basis over its remaining useful life.

Significant Accounting Policies

1.12 Impairment of non-cash-generating assets (continued)

Reversal of an impairment loss

The municipality assesses at each reporting date whether there is any indication that an impairment loss recognised in prior periods for a non-cash-generating asset may no longer exist or may have decreased. If any such indication exists, the municipality estimates the recoverable service amount of that asset.

An impairment loss recognised in prior periods for a non-cash-generating asset is reversed if there has been a change in the estimates used to determine the asset's recoverable service amount since the last impairment loss was recognised. The carrying amount of the asset is increased to its recoverable service amount. The increase is a reversal of an impairment loss. The increased carrying amount of an asset attributable to a reversal of an impairment loss does not exceed the carrying amount that would have been determined (net of depreciation or amortisation) had no impairment loss been recognised for the asset in prior periods.

A reversal of an impairment loss for a non-cash-generating asset is recognised immediately in surplus or deficit.

Any reversal of an impairment loss of a revalued non-cash-generating asset is treated as a revaluation increase.

After a reversal of an impairment loss is recognised, the depreciation (amortisation) charge for the non-cash-generating asset is adjusted in future periods to allocate the non-cash-generating asset's revised carrying amount, less its residual value (if any), on a systematic basis over its remaining useful life.

1.13 Employee benefits

Identification

Employee benefits

Employee benefits are all forms of consideration given by an entity in exchange for service rendered by employees or for the termination of employment.

A qualifying insurance policy is an insurance policy issued by an insurer that is not a related party (as defined in the Standard of GRAP on Related Party Disclosures) of the municipality, if the proceeds of the policy can be used only to pay or fund employee benefits under a defined benefit plan and are not available to the municipality's own creditors (even in liquidation) and cannot be paid to the municipality, unless either:

- the proceeds represent surplus assets that are not needed for the policy to meet all the related employee benefit obligations; or
- the proceeds are returned to the municipality to reimburse it for employee benefits already paid

Termination benefits are employee benefits payable as a result of either:

- the municipality's decision to terminate an employee's employment before the normal retirement date; or
- an employee's decision to accept voluntary redundancy in exchange for those benefits.

Other long-term employee benefits are employee benefits (other than post-employment benefits and termination benefits) that are not due to be settled within twelve months after the end of the period in which the employees render the related service.

Vested employee benefits are employee benefits that are not conditional on future employment

Composite social security programmes are established by legislation and operate as multi-employer plans to provide post-employment benefits as well as to provide benefits that are not consideration in exchange for service rendered by employees.

A constructive obligation is an obligation that derives from the municipality's actions where by an established pattern of past practice, published policies or a sufficiently specific current statement, the municipality has indicated to other parties that it will accept certain responsibilities and as a result, the municipality has created a valid expectation on the part of those other parties that it will discharge those responsibilities.

Significant Accounting Policies

1.13 Employee benefits (continued)

Short-term employee benefits

Recognition and measurement

All short-term employee benefits

Short-term employee benefits are employee benefits (other than termination benefits) that are due to be settled within twelve months after the end of the period in which the employees render the related service.

Short-term employee benefits include items such as:

- wages, salaries and social security contributions;
- short-term compensated absences (such as paid annual leave and paid sick leave) where the compensation for the absences is due to be settled within twelve months after the end of the reporting period in which the employees render the related employee service;
- bonus, incentive and performance related payments payable within twelve months after the end of the reporting period in which the employees render the related service; and
- non-monetary benefits (for example, medical care, and free or subsidised goods or services such as housing, cars and cellphones) for current employees.

When an employee has rendered service to the entity during a reporting period, the entity recognises the undiscounted amount of short-term employee benefits expected to be paid in exchange for that service:

- As a liability (accrued expense), after deducting any amount already paid. If the amount already paid exceeds the undiscounted amount of the benefits, the entity recognises that excess as an asset (prepaid expense) to the extent that the prepayment will lead to, for example, a reduction in future payments or a cash refund.

- As an expense, unless another Standard of GRAP requires or permits the inclusion of the benefits in the cost of an asset.

The expected cost of compensated absences is recognised as an expense as the employees render services that increase their entitlement or, in the case of non-accumulating absences, when the absence occurs. The municipality measure the expected cost of accumulating compensated absences as the additional amount that the municipality expects to pay as a result of the unused entitlement that has accumulated at the reporting date.

The municipality recognises the expected cost of bonus, incentive and performance related payments when the municipality has a present legal or constructive obligation to make such payments as a result of past events and a reliable estimate of the obligation can be made. A present obligation exists when the municipality has no realistic alternative but to make the payments.

Leave pay

The expected cost of compensated absences is recognised as an expense as the employees render services that increase their entitlement or, in the case of non accumulating absences, when the absence occurs. The municipality measures the expected cost of accumulating compensated absences as the additional amount that the municipality expects to pay as result of the unused entitlement that has accumulated at the reporting date.

The liability is based on the total amount of leave days due to employees at reporting date and on basic salary of the employees.

Long service awards

The municipality provides long service awards to eligible employees, payable on completion of a certain number of years of employment. A provision is raised to account for the expected long service awards due to be paid in the preceding year.

An employee shall qualify for the following additional leave together with the following monetary awars as recognition for contiuous service at the completion of the following:

a. 5 years' service: 5 days accumulative leave plus a once off payment equal to 2% of the employee's annual salary.

b. 10 year's service: 10 days accumulative leave plus a once off payment equal to 3% of the employee's annual salary.

c. 15 year's service: 15 days accumulative leave plus a once off payment equal to 4% of the employee's annual salary.

d. 20 year's service: 15 days accumulative leave plus a once off payment equal to 5% of the employee's annual salary.

e. 25 year's (or more years service): 15 days accumulative leave plus a once off payment equal to 6% of the employee's annual salary.

Significant Accounting Policies

1.13 Employee benefits (continued)

Annual Bonuses

The municipality recognises the expected cost of bonus, incentive and performance related payments only when the municipality has a present legal or constructive obligation to make such payments as a result of past events and if a reliable estimate of the obligation can be made. A present obligation exists when the municipality has no realistic alternative but to make payments.

The municipality pays out an annual bonus to its employees during the month of their birthday or annually from date of employment. A liability relating to the anticipated bonuses payable is raised and is based on the monthly basic salary of the individual.

Perfomance Bonuses

The municipality provides pefomance bonuses for rewarding an outstanding perfomance of senior managers. A perfomance bonus ranging from 5% to 14% of all inclusive remuneration package may be paid to a senior manager in recognition of such outstanding perfomance.

In determining the perfomance bonus the relevant percentage is based on the overall rating, calculated by using the applicable assessmentrating calculator provided that:

- a score of 130% to 149% is awarded a perfomance bonus ranging from 5% to 9% and
- a score of 150% and above is awarded a perfomance bonus ranging from 10% to 14%

1.14 Provisions and contingencies

Provisions are recognised when:

- the municipality has a present obligation as a result of a past event;
- it is probable that an outflow of resources embodying economic benefits or service potential will be required to settle the obligation; and
- a reliable estimate can be made of the obligation.

The amount of a provision is the best estimate of the expenditure expected to be required to settle the present obligation at the reporting date.

Where the effect of time value of money is material, the amount of a provision is the present value of the expenditures expected to be required to settle the obligation.

The discount rate is a pre-tax rate that reflects current market assessments of the time value of money and the risks specific to the liability.

Where some or all of the expenditure required to settle a provision is expected to be reimbursed by another party, the reimbursement is recognised when, and only when, it is virtually certain that reimbursement will be received if the municipality settles the obligation. The reimbursement is treated as a separate asset. The amount recognised for the reimbursement does not exceed the amount of the provision.

Provisions are reviewed at each reporting date and adjusted to reflect the current best estimate. Provisions are reversed if it is no longer probable that an outflow of resources embodying economic benefits or service potential will be required, to settle the obligation.

Where discounting is used, the carrying amount of a provision increases in each period to reflect the passage of time. This increase is recognised as an interest expense.

A provision is used only for expenditures for which the provision was originally recognised.

Provisions are not recognised for future operating surplus (deficit).

If the municipality has a contract that is onerous, the present obligation (net of recoveries) under the contract is recognised and measured as a provision.

A constructive obligation to restructure arises only when the municipality:

- has a detailed formal plan for the restructuring, identifying at least:
  - the activity/operating unit or part of a activity/operating unit concerned;
  - the principal locations affected;
  - the location, function, and approximate number of employees who will be compensated for services being terminated;
  - the expenditures that will be undertaken; and
  - when the plan will be implemented; and
- has raised a valid expectation in those affected that it will carry out the restructuring by starting to implement that plan or announcing its main features to those affected by it.

Significant Accounting Policies

1.14 Provisions and contingencies (continued)

A restructuring provision includes only the direct expenditures arising from the restructuring, which are those that are both:

- necessarily entailed by the restructuring; and
- not associated with the ongoing activities of the municipality

No obligation arises as a consequence of the sale or transfer of an operation until the municipality is committed to the sale or transfer, that is, there is a binding arrangement.

After their initial recognition contingent liabilities recognised in municipality combinations that are recognised separately are subsequently measured at the higher of:

- the amount that would be recognised as a provision; and
- the amount initially recognised less cumulative amortisation.

Contingent assets and contingent liabilities are not recognised. Contingencies are disclosed in note 52.

A financial guarantee contract is a contract that requires the issuer to make specified payments to reimburse the holder for a loss it incurs because a specified debtor fails to make payment when due in accordance with the original or modified terms of a debt instrument.

Loan commitment is a firm commitment to provide credit under pre-specified terms and conditions.

The municipality recognises a provision for financial guarantees and loan commitments when it is probable that an outflow of resources embodying economic benefits and service potential will be required to settle the obligation and a reliable estimate of the obligation can be made.

Determining whether an outflow of resources is probable in relation to financial guarantees requires judgement. Indications that an outflow of resources may be probable are:

- financial difficulty of the debtor;
- defaults or delinquencies in interest and capital repayments by the debtor;
- breaches of the terms of the debt instrument that result in it being payable earlier than the agreed term and the ability of the debtor to settle its obligation on the amended terms; and
- a decline in prevailing economic circumstances (e.g. high interest rates, inflation and unemployment) that impact on the ability of entities to repay their obligations.

Where a fee is received by the municipality for issuing a financial guarantee and/or where a fee is charged on loan commitments, it is the breache of the terms of the debt instrument that result in it being payable earlier than the agreed term and the ability of the debtor to settle its obligation on the amended terms; and considered in determining the best estimate of the amount required to settle the obligation at reporting date. Where a fee is charged and the municipality considers that an outflow of economic resources is probable, a municipality recognises the obligation at the higher of:

- the amount determined using in the Standard of GRAP on Provisions, Contingent Liabilities and Contingent Assets; and
- the amount of the fee initially recognised less, where appropriate, cumulative amortisation recognised in accordance with the Standard of GRAP on Revenue from Exchange Transactions.

Provision for rehabilitation of Landfill / Dumping site

The provision for rehabilitation of landfill / dumping site relates to the legal obligation to rehabilitate the landfill / dumping site used for waste disposal. It is calculated as the Present Value of the future obligation, discounted over an average period as determined by valuers.

Significant Accounting Policies

1.15 Revenue from exchange transactions

Revenue is the gross inflow of economic benefits or service potential during the reporting period when those inflows result in an increase in net assets, other than increases relating to contributions from owners.

An exchange transaction is one in which the municipality receives assets or services, or has liabilities extinguished, and directly gives approximately equal value (primarily in the form of goods, services or use of assets) to the other party in exchange.

Fair value is the amount for which an asset could be exchanged, or a liability settled, between knowledgeable, willing parties in an arm's length transaction.

Measurement

Revenue is measured at the fair value of the consideration received or receivable, net of trade discounts and volume rebates.

Rendering of services

When the outcome of a transaction involving the rendering of services can be estimated reliably, revenue associated with the transaction is recognised by reference to the stage of completion of the transaction at the reporting date. The outcome of a transaction can be estimated reliably when all the following conditions are satisfied:

- the amount of revenue can be measured reliably;
- it is probable that the economic benefits or service potential associated with the transaction will flow to the municipality;
- the stage of completion of the transaction at the reporting date can be measured reliably; and
- the costs incurred for the transaction and the costs to complete the transaction can be measured reliably.

When services are performed by an indeterminate number of acts over a specified time frame, revenue is recognised on a straight line basis over the specified time frame unless there is evidence that some other method better represents the stage of completion. When a specific act is much more significant than any other acts, the recognition of revenue is postponed until the significant act is executed.

When the outcome of the transaction involving the rendering of services cannot be estimated reliably, revenue is recognised only to the extent of the expenses recognised that are recoverable.

Service revenue is recognised by reference to the stage of completion of the transaction at the reporting date. Stage of completion is determined by the proportion that costs incurred to date bear to the total estimated costs of the transaction.

Service Charges-Electricity

Service charges relating to electricity are based on consumption. Meters are read on a monthly basis and are recognised as revenue when invoiced. Provisional estimates of consumption are made monthly when meter readings have not been performed. The provisional estimates of consumption are recognised as revenue when invoiced. Adjustments to provisional estimates of consumption are made in the invoicing period in which meters have been read. These adjustments are recognised as revenue in the invoicing period. The estimates of consumption between meter readings are based on a three months average consumption. Revenue arising from consumption of electricity in the month of June is fully accounted for whether invoiced or not.

Prepaid electricity

Revenue from the sale of electricity prepaid meter cards and other services provided on pre-payment basis are recognised at the point of sale.

Refuse removal

Revenue relating to refuse removal is recognised on a monthly basis in arrears by applying the approved tariff to each property that qualifies to be rendered a service. Tariffs are determined per category of property usage, and are levied monthly based on the approved (determined) number of refuse collection per property.

Rental income

Revenue from the rental of facilities and equipment is recognised on a straight line basis over the term of the lease agreement.

Tariff charges

Revenue arising from the application of the approved tariff charges is recognised when the relevant service is rendered by applying the relevant gazetted tariff. This includes the issuing of licenses and permits.

Income from agency fees

Significant Accounting Policies

1.15 Revenue from exchange transactions (continued)

Revenue arising out of situations where the municipality acts as an agent on behalf of another entity (the principal) is limited to the amount of any fee or commission payable to the municipality as compensation for executing the agreed services.

Investment income

Revenue arising from the use by others of municipal assets yielding interest, is recognised when:

- it is probable that the economic benefits or service potential associated with the transaction will flow to the municipality and,
- the amount of the revenue can be measured reliably.

Interest received is recognised , in surplus or deficit using the effective interest rate method.

Interest, royalties and dividends

Revenue arising from the use by others of municipal assets yielding interest, royalties and dividends or similar distributions is recognised when:

- It is probable that the economic benefits or service potential associated with the transaction will flow to the municipality, and
- The amount of the revenue can be measured reliably.

Interest is recognised, in surplus or deficit, using the effective interest rate method.

Service fees included in the price of the product are recognised as revenue over the period during which the service is performed.

1.16 Revenue from non-exchange transactions

Non-exchange transactions are transactions that are not exchange transactions. In a non-exchange transaction, the municipality either receives value without directly giving approximately equal value in exchange, or gives value without directly receiving approximately equal value in exchange.

Restrictions on transferred assets are stipulations that limit or direct the purposes for which a transferred asset may be used, but do not specify that future economic benefits or service potential is required to be returned to the transferor if not deployed as specified.

Stipulations on transferred assets are terms in laws or regulation, or a binding arrangement, imposed upon the use of a transferred asset by entities external to the reporting municipality.

Tax expenditures are preferential provisions of the tax law that provide certain taxpayers with concessions that are not available to others.

The taxable event is the event that the government, legislature or other authority has determined will be subject to taxation.

Taxes are economic benefits or service potential compulsorily paid or payable to entities, in accordance with laws and or regulations, established to provide revenue to government. Taxes do not include fines or other penalties imposed for breaches of the law.

Transfers are inflows of future economic benefits or service potential from non-exchange transactions, other than taxes.

Recognition

An inflow of resources from a non-exchange transaction recognised as an asset is recognised as revenue, except to the extent that a liability is also recognised in respect of the same inflow.

As the municipality satisfies a present obligation recognised as a liability in respect of an inflow of resources from a non-exchange transaction recognised as an asset, it reduces the carrying amount of the liability recognised and recognises an amount of revenue equal to that reduction.

Significant Accounting Policies

1.16 Revenue from non-exchange transactions (continued)

Taxes

The municipality recognises an asset in respect of taxes when the taxable event occurs and the asset recognition criteria are met.

Resources arising from taxes satisfy the definition of an asset when the municipality controls the resources as a result of a past event (the taxable event) and expects to receive future economic benefits or service potential from those resources. Resources arising from taxes satisfy the criteria for recognition as an asset when it is probable that the inflow of resources will occur and their fair value can be reliably measured. The degree of probability attached to the inflow of resources is determined on the basis of evidence available at the time of initial recognition, which includes, but is not limited to, disclosure of the taxable event by the taxpayer.

The municipality analyses the taxation laws to determine what the taxable events are for the various taxes levied.

The taxable event for income tax is the earning of assessable income during the taxation period by the taxpayer.

The taxable event for value added tax is the undertaking of taxable activity during the taxation period by the taxpayer.

The taxable event for property tax is the passing of the date on which the tax is levied, or the period for which the tax is levied, if the tax is levied on a periodic basis.

The municipality accounts for Value Added Tax (VAT) on the invoice basis. Revenue, expenses and assets are recognised net of the VAT amount. The net amount of VAT recoverable from the South African Revenue Services is disclosed as part of the Statutory Receivables while the net payable VAT to the South African Revenue Services is disclosed in the face of the statement of financial position.

Fines

Fines are recognised as revenue when the receivable meets the definition of an asset and satisfies the criteria for recognition as an asset.

Assets arising from fines are measured at the best estimate of the inflow of resources to the municipality.

Where the municipality collects fines in the capacity of an agent, the fine will not be revenue of the collecting entity.

Gifts and donations, including goods in-kind

Gifts and donations, including goods in kind, are recognised as assets and revenue when it is probable that the future economic benefits or service potential will flow to the municipality and the fair value of the assets can be measured reliably.

Concessionary loans received

A concessionary loan is a loan granted to or received by a property, plant and equipment on terms that are not market related.

The portion of the loan that is repayable, along with any interest payments, is an exchange transaction and is accounted for in accordance with the Standard of GRAP on Financial Instruments. The off-market portion of the loan is a non-exchange transaction. The off-market portion of the loan that is recognised as non-exchange revenue is calculated as the difference between the proceeds received from the loan, and the present value of the contractual cash flows of the loan, discounted using a market related rate of interest.

The recognition of revenue is determined by the nature of any conditions that exist in the loan agreement that may give rise to a liability. Where a liability exists the cash flow statement recognises revenue as and when it satisfies the conditions of the loan agreement.

1.17 Investment income

Investment income is recognised on a time-proportion basis using the effective interest method.

1.18 Borrowing costs

Borrowing costs are interest and other expenses incurred by an entity in connection with the borrowing of funds.

Borrowing costs are recognised as an expense in the period in which they are incurred.

1.19 Comparative figures

Where necessary, comparative figures have been reclassified to conform to changes in presentation in the current year.

When the presentation or classification of items in the annual financial statements is amended prior period comparative amounts are also reclassified and restated unless such comparative reclassification and/or restatement is not required by a standard of GRAP. The nature and reason for such reclassifications and restatements are also disclosed.

Significant Accounting Policies

1.19 Comparative figures (continued)

Where material accounting errors which relate to prior periods have been identified in the current year, the correction is made retrospectively as far as practicable and the prior year comparatives are restated accordingly. Where there has been a change in accounting policy in the current year the adjustment is made retrospectively as far as is practicable and the prior year comparatives are restated accordingly.

The presentation and classification of items in the current year is consistent with the prior periods. Where there has been a reclassification or restatement the nature and reasons for the reclassification and restatement are disclosed in **note** 62 'Prior Period Errors' and note 63 'Prior period year adjustments' to the financial statements.

1.20 Unauthorised expenditure

Unauthorised expenditure means:

- overspending of a vote or a main division within a vote; and
- expenditure not in accordance with the purpose of a vote or, in the case of a main division, not in accordance with the purpose of the main division.

Unauthorised expenditure is accounted for in line with all relating requirements, including, but not limited to, ruling Legislation, Regulations, Frameworks, Circulars, Instruction Notes, Practice Notes, Guidelines etc (as applicable).

All expenditure relating to unauthorised expenditure is recognised as an expense in the statement of financial performance in the year that the expenditure was incurred. The expenditure is classified in accordance with the nature of the expense, and where recovered, it is subsequently accounted for as revenue in the statement of financial performance.

1.21 Fruitless and wasteful expenditure

Fruitless and wasteful expenditure means expenditure which was made in vain and would have been avoided had reasonable care been exercised.

Fruitless and wasteful expenditure is accounted for in line with all relating requirements, including, but not limited to, ruling Legislation, Regulations, Frameworks, Circulars, Instruction Notes, Practice Notes, Guidelines etc (as applicable).

All expenditure relating to fruitless and wasteful expenditure is recognised as an expense in the statement of financial performance in the year that the expenditure was incurred. The expenditure is classified in accordance with the nature of the expense, and where recovered, it is subsequently accounted for as revenue in the statement of financial performance.

1.22 Irregular expenditure

Irregular expenditure is expenditure that is contrary to the Municipal Finance Management Act (Act No.56 of 2003), the Municipal Systems Act (Act No.32 of 2000), and the Public Office Bearers Act (Act No. 20 of 1998) or is in contravention of the municipality's supply chain management policy.

Irregular expenditure is accounted for in line with all relating requirements, including, but not limited to, ruling Legislation, Regulations, Frameworks, Circulars, Instruction Notes, Practice Notes, Guidelines etc (as applicable).

Irregular expenditure as defined in section 1 of the MFMA is -

(a) expenditure incurred by a municipality in contravention of, or that is not in accordance with, a requirement of this Act, and which has not been condoned in terms of section 170;

(b) expenditure incurred by a municipality in contravention of, or that is not in accordance with, a requirement of the Municipal Systems Act (Act No. 32 of 2000), and which has not been condoned in terms of this Act;

(c) expenditure incurred by a municipality in contravention of, or that is not in accordance with, a requirement of the Public Office-Bearers Act, 1998, (Act 20 of 1998);

(d) Expenditure incurred by a municipality in contravention of, or that is not in accordance with, a requirement of the supply chain management policy of Winnie Madikizela-Mandela Local municipality or any of the municipality's by-laws giving effect to such policy, and which has not been condoned in terms of such policy or by-law; or

(e) excludes expenditure by a municipality which falls within the definition of unauthorised expenditure.

Irregular expenditure that was incurred and identified during the current financial year and which was written-off before year end and/or before finalisation of the annual financial statements is also recorded appropriately in the irregular expenditure register. In such an instance, no further action is also required with the exception of updating the note to the annual financial statements.

Irregular expenditure that was incurred and identified during the current financial year and for which is still being investigated at year end is recorded in the irregular expenditure register. No further action is required with the exception of updating the note to the financial statements.

Where irregular expenditure was incurred in the previous financial year and is only written-off in the following financial year, the register and the disclosure note to the financial statements is updated with the amount written-off.

Significant Accounting Policies

1.22 Irregular expenditure (continued)

Irregular expenditure that was incurred and identified during the current financial year and which was not condoned/written-off by the National Treasury or council authority is recorded appropriately in the irregular expenditure register. If liability for the irregular expenditure can be attributed to a person, a debt account must be created if such a person is liable in law. Immediate steps are thereafter taken to recover the amount from the person concerned. If recovery is not possible, the municipal council may write off the amount as debt impairment and disclose such in the relevant note to the financial statements. The irregular expenditure register is also updated accordingly. If the irregular expenditure has not been condoned/written-off and no person is liable in law, the expenditure related thereto remains against the relevant programme/expenditure item, be disclosed as such in the note to the financial statements and updated accordingly in the irregular expenditure register.

Irregular expenditure is expenditure that is contrary to the Municipal Finance Management Act (Act No.56 of 2003), the Municipal Systems Act (Act No.32 of 2000), and the Public Office Bearers Act (Act No. 20 of 1998) or is in contravention of the municipality's supply chain management policy. Irregular expenditure excludes unauthorised expenditure. Irregular expenditure is accounted for as expenditure in the Statement of Financial Performance or movements in the Statement of Financial Position and where recovered, it is subsequently accounted for as revenue in the Statement of Financial Performance.

1.23 Conditional Grants and Receipts

Revenue received from conditional grants, donations and funding are recognised as revenue to the extent that the municipality has complied with any of the criteria, conditions or obligations embodied in the agreement. To the extent that the criteria, conditions or obligations have not been met a liability is recognised.

1.24 Segment information

A segment is an activity of the municipality:

- that generates economic benefits or service potential (including economic benefits or service potential relating to transactions between activities of the same entity);
- whose results are regularly reviewed by management to make decisions about resources to be allocated to that activity and in assessing its performance; and
- for which separate financial information is available.

Reportable segments are the actual segments which are reported on in the segment report. They are the segments identified above or alternatively an aggregation of two or more of those segments where the aggregation criteria are met.

Segment information is prepared in conformity with the accounting policies applied for preparing and presenting the financial statements.

1.25 Change in accounting policy, estimate and errors

Changes in accounting policy that are effected by management have been applied retrospectively in accordance with GRAP 3 except to the extent that it is impracticable to determine the period specific effects or the accumulative effect of the change in policy. In such cases the municipality restates the opening balances of assets and liabilities and net assets for the earliest period for which retrospective restatement is practicable. Details of the changes in accounting policy are disclosed in the notes to the annual financial statements where applicable.

Changes in accounting estimates are applied prospectively in accordance with GRAP 3 requirements. Details of changes in estimates are disclosed in the notes to the annual financial statements where applicable.

Correction of errors is applied retrospectively in the period in which the error has occurred in accordance with GRAP 3 except to the extent that it is impracticable to determine the period specific effects or the cumulative effects of the error. In such cases the municipality restates the opening balances of assets and liabilities and net assets for the earliest period for which retrospective treatment is practicable. Details of prior period errors are disclosed in note 63 of the financial statements where applicable.

1.26 Budget information

Municipality is typically subject to budgetary limits in the form of appropriations or budget authorisations (or equivalent), which is given effect through authorising legislation, council processes, appropriation or similar.

General purpose financial reporting by the municipality shall provide information on whether resources were obtained and used in accordance with the legally adopted budget.

The approved budget is prepared on an accrual basis and presented by functional classification linked to performance outcome objectives.

The approved budget covers the fiscal period from 01-Jul-24 to 30-Jun-25.

The Statement of comparative of budget and actual amount information has been included in the audited annual financial statements as the recommended disclosure when the audited annual financial statements and the budget are on the same basis of accounting as determined by National Treasury.

Significant Accounting Policies

1.27 Related parties

A related party is a person or an entity with the ability to control or jointly control the other party, or exercise significant influence over the other party, or vice versa, or an entity that is subject to common control, or joint control.

Control is the power to govern the financial and operating policies of an entity so as to obtain benefits from its activities.

Joint control is the agreed sharing of control over an activity by a binding arrangement, and exists only when the strategic financial and operating decisions relating to the activity require the unanimous consent of the parties sharing control (the venturers).

Related party transaction is a transfer of resources, services or obligations between the reporting entity and a related party, regardless of whether a price is charged.

Significant influence is the power to participate in the financial and operating policy decisions of an entity, but is not control over those policies.

Management are those persons responsible for planning, directing and controlling the activities of the municipality, including those charged with the governance of the municipality in accordance with legislation, in instances where they are required to perform such functions.

Close members of the family of a person are considered to be those family members who may be expected to influence, or be influenced by, that management in their dealings with the municipality.

The municipality is exempt from disclosure requirements in relation to related party transactions if that transaction occurs within normal supplier and/or client/recipient relationships on terms and conditions no more or less favourable than those which it is reasonable to expect the municipality to have adopted if dealing with that individual entity or person in the same circumstances and terms and conditions are within the normal operating parameters established by that reporting entity's legal mandate.

Where the municipality is exempt from the disclosures in accordance with the above, the municipality discloses narrative information about the nature of the transactions and the related outstanding balances, to enable users of the entity's financial statements to understand the effect of related party transactions on its audited annual financial statements.

1.28 Equity instruments

Gains and losses arising from fair value adjustments on investments, loans and disposal of assets are presented separately from other revenue in the Statement of Financial Performance. Income, expenditure, gains and losses are recognised in surplus or deficit except for the exceptional cases where recognition directly in net assets is specifically allowed or required by a standard of GRAP.

1.29 Events after reporting date

Events after reporting date are those events, both favourable and unfavourable, that occur between the reporting date and the date when the financial statements are authorised for issue. Two types of events can be identified:

- those that provide evidence of conditions that existed at the reporting date (adjusting events after the reporting date); and
- those that are indicative of conditions that arose after the reporting date (non-adjusting events after the reporting date).

The municipality will adjust the amount recognised in the financial statements to reflect adjusting events after the reporting date once the event occurred.

The municipality will disclose the nature of the event and an estimate of its financial effect or a statement that such estimate cannot be made in respect of all material non-adjusting events, where non-disclosure could influence the economic decisions of users taken on the basis of the financial statements.

1.30 Commitments

Items are classified as commitments when the municipality has committed itself to future transactions that will normally result in an outflow of resources embodying economic benefits or service potential. Commitments are not recorded in the statement of financial position as a liability, but are included in the disclosure notes in the following cases:

- Approved and contracted commitments
- where the expenditure has been approved and the contract has been awarded at the reporting date
- where disclosure is required by a specific standard of GRAP

1.31 Prepayments

Prepayments are future payments made in advance for services or goods to be delivered in a future period that are recorded in the municipality's statement of financial position as assets at year end. and also when the municipality will benefit from early settlement discounts from subscriptions.

The municipality only limits prepayments to capital expenditure where the municipality is still contracted with the service providers for acquisition or construction of municipal assets.

Significant Accounting Policies

1.31 Prepayments (continued)

The municipality also permits prepayments to take advantage of early settlement discounts on subscription fees for professional bodies as well as membership fees and also to avoid penalties on such when these are required to be settled before the start of the subscription period. Examples of these include subscriptions such as SALGA levies.

Prepayments on capital programs are made as part of the municipality's attempt to assist small business to speed up delivery, where materials are required to complete works from distributors that normally require payment upfront to supply the materials required. Examples of these include electricity meters from Eskom, building material, concrete materials and other types of materials that contractors do not necessarily produce. Prepayments are made either at the request of the contractors or at the recommendation of the municipality, these requests may either be in writing or verbal during project management engagements.

For infrastructure projects the municipality only makes prepayments where the amount will not result in the whole contract value being paid, this means that the municipality may still have mechanisms to recover the amount in terms of future work delivered.

Sometimes prepayments are made to lock the prices for the goods and services that may change and benefit from the discounts that are being offered

Recognition

Prepayments are considered current assets because they are amounts paid in advance by the municipality in exchange for goods or services to be delivered in the future. Prepayments relate to purchase of something that provides value to the municipality over several accounting periods or as part of the agreements entered into between a service provider and the municipality. The municipality records a prepayment as an asset on the statement of financial position because it represents a future benefit due to the municipality. As the benefit of the goods or service are realised, the asset's value is decreased or cleared and the amount is added to the respective asset being acquired or expensed as may be necessary. At the end of each reporting date the municipality confirms whether delivery has taken place or not.

Disclosure

The municipality discloses the following information at each reporting date relating prepayments

- Amounts paid
- Name of company paid
- Reasons for payment

Derecognition

Prepayments are derecognised in the municipality's books when the goods or services have been received and transferred to the corresponding asset being acquired or constructed or expensed in the municipality's statement of financial performance as may be necessary.

1.32 Heritage assets

Assets are resources controlled by a municipality as a result of past events and from which future economic benefits or service potential are expected to flow to the municipality.

Carrying amount is the amount at which an asset is recognised after deducting accumulated impairment losses.

Class of heritage assets means a grouping of heritage assets of a similar nature or function in a municipality's operations that is shown as a single item for the purpose of disclosure in the audited annual financial statements.

Cost is the amount of cash or cash equivalents paid or the fair value of the other consideration given to acquire an asset at the time of its acquisition or construction or, where applicable, the amount attributed to that asset when initially recognised in accordance with the specific requirements of other Standards of GRAP.

Depreciation is the systematic allocation of the depreciable amount of an asset over its useful life.

Fair value is the amount for which an asset could be exchanged, or a liability settled, between knowledgeable, willing parties in an arm's length transaction.

Heritage assets are assets that have a cultural, environmental, historical, natural, scientific, technological or artistic significance and are held indefinitely for the benefit of present and future generations.

An impairment loss of a cash-generating asset is the amount by which the carrying amount of an asset exceeds its recoverable amount.

An impairment loss of a non-cash-generating asset is the amount by which the carrying amount of an asset exceeds its recoverable service amount.

An inalienable item is an asset that a municipality is required by law or otherwise to retain indefinitely and cannot be disposed of without consent.

Significant Accounting Policies

1.32 Heritage assets (continued)

Recoverable amount is the higher of a cash-generating asset's net selling price and its value in use.

Recoverable service amount is the higher of a non-cash-generating asset's fair value less costs to sell and its value in use.

Value in use of a cash-generating asset is the present value of the future cash flows expected to be derived from an asset or cash-generating unit.

Value in use of a non-cash-generating asset is the present value of the asset's remaining service potential.

The municipality separately discloses expenditure to repair and maintain heritage assets in the notes to the financial statements (see note 6).

The municipality discloses relevant information relating to heritage assets under construction or development, in the notes to the financial statements (see note 6).

Recognition

The municipality recognises a heritage asset as an asset if it is probable that future economic benefits or service potential associated with the asset will flow to the municipality, and the cost or fair value of the asset can be measured reliably.

Initial measurement

Heritage assets are measured at cost.

Where a heritage asset is acquired through a non-exchange transaction, its cost is measured at its fair value as at the date of acquisition.

Subsequent measurement

After recognition as an asset, a class of heritage assets is carried at its cost less any accumulated impairment losses.

After recognition as an asset, a class of heritage assets, whose fair value can be measured reliably, is carried at a revalued amount, being its fair value at the date of the revaluation less any subsequent impairment losses.

If a heritage asset's carrying amount is increased as a result of a revaluation, the increase is credited directly to a revaluation surplus. However, the increase is recognised in surplus or deficit to the extent that it reverses a revaluation decrease of the same heritage asset previously recognised in surplus or deficit.

If a heritage asset's carrying amount is decreased as a result of a revaluation, the decrease is recognised in surplus or deficit. However, the decrease is debited directly to a revaluation surplus to the extent of any credit balance existing in the revaluation surplus in respect of that heritage asset.

Impairment

The municipality assess at each reporting date whether there is an indication that it may be impaired. If any such indication exists, the municipality estimates the recoverable amount or the recoverable service amount of the heritage asset.

Transfers

Transfers from heritage assets are only made when the particular asset no longer meets the definition of a heritage asset.

Transfers to heritage assets are only made when the asset meets the definition of a heritage asset.

Derecognition

The municipality derecognises heritage asset on disposal, or when no future economic benefits or service potential are expected from its use or disposal.

The gain or loss arising from the derecognition of a heritage asset is included in surplus or deficit when the item is derecognised (unless the Standard of GRAP on leases requires otherwise on a sale and leaseback).

Significant Accounting Policies

1.33 Statutory receivables

Identification

Statutory receivables are receivables that arise from legislation, supporting regulations, or similar means, and require settlement by another entity in cash or another financial asset.

The carrying amount is the amount at which an asset is presented and recognised in the statement of financial position.

The cost method is the method used to account for statutory receivables that requires such receivables to be measured at their transaction amount, plus any accrued interest or other charges (where applicable) and, less any accumulated impairment losses and any amounts derecognised.

Nominal interest rate is the interest rate and/or basis specified in legislation, supporting regulations or similar means.

The transaction amount (for purposes of this Standard) for a statutory receivable means the amount specified in, or calculated, levied or charged in accordance with, legislation, supporting regulations, or similar means.

Recognition

The municipality recognises statutory receivables as follows:

- if the transaction is an exchange transaction, using the policy on Revenue from exchange transactions;
- if the transaction is a non-exchange transaction, using the policy on Revenue from non-exchange transactions (Taxes and transfers); or
- if the transaction is not within the scope of the policies listed in the above or another Standard of GRAP, the receivable is recognised when the definition of an asset is met and, when it is probable that the future economic benefits or service potential associated with the asset will flow to the municipality and the transaction amount can be measured reliably.

Initial measurement

The municipality initially measures statutory receivables at their transaction amount.

Subsequent measurement

The municipality measures statutory receivables after initial recognition using the cost method. Under the cost method, the initial measurement of the receivable is changed subsequent to initial recognition to reflect any:

- interest or other charges that may have accrued on the receivable (where applicable);
- impairment losses; and
- amounts derecognised.

Accrued interest

Where the municipality levies interest on the outstanding balance of statutory receivables, it adjusts the transaction amount after initial recognition to reflect any accrued interest. Accrued interest is calculated using prime+1.

Interest on statutory receivables is recognised as revenue in accordance with the policy on Revenue from exchange transactions or the policy on Revenue from non-exchange transactions (Taxes and transfers), whichever is applicable.

Other charges

Where the municipality is required or entitled in terms of legislation, supporting regulations, by-laws or similar means to levy additional charges on overdue or unpaid amounts, and such charges are levied, the municipality applies the principles as stated in "Accrued interest" above, as well as the relevant policy on Revenue from exchange transactions or the policy on Revenue from non-exchange transactions (Taxes and transfers).

Impairment losses

The municipality assesses at each reporting date whether there is any indication that a statutory receivable, or a group of statutory receivables, may be impaired.

In assessing whether there is any indication that a statutory receivable, or group of statutory receivables, may be impaired, the municipality considers, as a minimum, the following indicators:

- Significant financial difficulty of the debtor, which may be evidenced by an application for debt counselling, business rescue or an equivalent.
- It is probable that the debtor will enter sequestration, liquidation or other financial re-organisation.
- A breach of the terms of the transaction, such as default or delinquency in principal or interest payments (where levied).
- Adverse changes in international, national or local economic conditions, such as a decline in growth, an increase in debt levels and unemployment, or changes in migration rates and patterns.

Significant Accounting Policies

1.33 Statutory receivables (continued)

If there is an indication that a statutory receivable, or a group of statutory receivables, may be impaired, the municipality measures the impairment loss as the difference between the estimated future cash flows and the carrying amount. Where the carrying amount is higher than the estimated future cash flows, the carrying amount of the statutory receivable, or group of statutory receivables, is reduced, either directly or through the use of an allowance account. The amount of the losses are recognised in surplus or deficit.

In estimating the future cash flows, the municipality considers both the amount and timing of the cash flows that it will receive in future. Consequently, where the effect of the time value of money is material, the municipality discounts the estimated future cash flows using a rate that reflects the current risk free rate and, if applicable, any risks specific to the statutory receivable, or group of statutory receivables, for which the future cash flow estimates have not been adjusted.

An impairment loss recognised in prior periods for a statutory receivable is revised if there has been a change in the estimates used since the last impairment loss was recognised, or to reflect the effect of discounting the estimated cash flows.

Any previously recognised impairment loss is adjusted either directly or by adjusting the allowance account. The adjustment does not result in the carrying amount of the statutory receivable or group of statutory receivables exceeding what the carrying amount of the receivable(s) would have been had the impairment loss not been recognised at the date the impairment is revised. The amount of any adjustment is recognised in surplus or deficit.

Derecognition

The municipality derecognises a statutory receivable, or a part thereof, when:

- the rights to the cash flows from the receivable are settled, expire or are waived;
- the municipality transfers to another party substantially all of the risks and rewards of ownership of the receivable; or
- the municipality, despite having retained some significant risks and rewards of ownership of the receivable, has transferred control of the receivable to another party and the other party has the practical ability to sell the receivable in its entirety to an unrelated third party, and is able to exercise that ability unilaterally and without needing to impose additional restrictions on the transfer. In this case, the municipality:
  - derecognise the receivable; and
  - recognise separately any rights and obligations created or retained in the transfer.

The carrying amounts of any statutory receivables transferred are allocated between the rights or obligations retained and those transferred on the basis of their relative fair values at the transfer date. The municipality considers whether any newly created rights and obligations are within the scope of the Standard of GRAP on Financial Instruments or another Standard of GRAP. Any difference between the consideration received and the amounts derecognised and, those amounts recognised, are recognised in surplus or deficit in the period of the transfer.

1.34 Accounting by principals and agents

Identification

An agent is an entity that has been directed by another entity (a principal), through a binding arrangement, to undertake transactions with third parties on behalf of the principal and for the benefit of the principal.

A principal is an entity that directs another entity (an agent), through a binding arrangement, to undertake transactions with third parties on its behalf and for its own benefit.

A principal-agent arrangement results from a binding arrangement in which one entity (an agent), undertakes transactions with third parties on behalf, and for the benefit of, another entity (the principal).

Identifying whether an entity is a principal or an agent

When the municipality is party to a principal-agent arrangement, it assesses whether it is the principal or the agent in accounting for revenue, expenses, assets and/or liabilities that result from transactions with third parties undertaken in terms of the arrangement.

The assessment of whether an municipality is a principal or an agent requires the municipality to assess whether the transactions it undertakes with third parties are for the benefit of another entity or for its own benefit.

Binding arrangement

The municipality assesses whether it is an agent or a principal by assessing the rights and obligations of the various parties established in the binding arrangement.

Where the terms of a binding arrangement are modified, the parties to the arrangement re-assess whether they act as a principal or an agent.

Significant Accounting Policies

1.34 Accounting by principals and agents (continued)

Assessing which entity benefits from the transactions with third parties

When the municipality in a principal-agent arrangement concludes that it undertakes transactions with third parties for the benefit of another entity, then it is the agent. If the municipality concludes that it is not the agent, then it is the principal in the transactions.

The municipality is an agent when, in relation to transactions with third parties, all three of the following criteria are present:

- It does not have the power to determine the significant terms and conditions of the transaction.
- It does not have the ability to use all, or substantially all, of the resources that result from the transaction for its own benefit.
- It is not exposed to variability in the results of the transaction.

Where the municipality has been granted specific powers in terms of legislation to direct the terms and conditions of particular transactions, it is not required to consider the criteria of whether it does not have the power to determine the significant terms and conditions of the transaction, to conclude that is an agent. The municipality applies judgement in determining whether such powers exist and whether they are relevant in assessing whether the municipality is an agent.

Recognition

The municipality, as an agent, recognises only that portion of the revenue and expenses it receives or incurs in executing the transactions on behalf of the principal in accordance with the requirements of the relevant Standards of GRAP.

The municipality recognises assets and liabilities arising from principal-agent arrangements in accordance with the requirements of the relevant Standards of GRAP.

1.35 Contingent assets and contingent liabilities

The municipality does not recognise contingent liabilities or contingent assets but discloses them.

A contingent liability is a possible outflow of resources embodying economic benefits or service potential that is subject to a future event.

A contingent asset is a possible inflow of resources embodying economic benefits or service potential that is subject to one or more uncertain future events beyond the control of the municipality.

1.36 Construction contracts and receivables

Construction contract is a contract, or a similar binding arrangement, specifically negotiated for the construction of an asset or a combination of assets that are closely interrelated or interdependent in terms of their design, technology and function or their ultimate purpose or use.

Contractor is an entity that performs construction work pursuant to a construction contract.

Fixed price contract is a construction contract in which the contractor agrees to a fixed contract price, or a fixed rate per unit of output, which in some cases is subject to cost escalation clauses.

A contractor is an entity that enters into a contract to build structures, construct facilities, produce goods, or render services to the specifications of another entity either itself or through the use of sub-contractors. The term "contractor" thus includes a general or prime contractor, a subcontractor to a general contractor, or a construction manager.

Where the outcome of a construction contract can be estimated reliably, contract revenue and costs are recognised as per work done during the project, as measured by completion of a physical proportion of the contract work.

Variations in contract work, claims and incentive payments are included to the extent that they have been agreed with the customer.

Contract costs

Contract costs shall comprise:

(a) costs that relate directly to the specific contract; (e.g labour, materials, supervision costs

(b) costs that are attributable to contract activity in general and can be allocated to the contract on a systematic and rational basis; and

(c) such other costs as are specifically chargeable to the customer under the terms of the contracts.

Recognition

Significant Accounting Policies

1.36 Construction contracts and receivables (continued)

When the outcome of a construction contract can be estimated reliably, contract revenue and contract costs associated with the construction contract shall be recognised as revenue and expenses respectively by reference to the stage of completion of the contract activity at the reporting date. An expected deficit on a construction contract to which paragraph .49 applies shall be recognised as an expense immediately in accordance with paragraph. 49.

In the case of a fixed price contract, the outcome of a construction contract can be estimated reliably when all the following conditions are satisfied:

- total contract revenue, if any, can be measured reliably;
- it is probable that the economic benefits or service potential associated with the contract will flow to the entity;
- both the contract costs to complete the contract and the stage of contract completion at the reporting date can be measured reliably; and
- the contract costs attributable to the contract can be clearly identified and measured reliably so that actual contract costs incurred can be compared with prior estimates.

Measurement

In the case of a cost plus or cost based contract, the outcome of a construction contract can be estimated reliably when all the following conditions are satisfied:

- it is probable that the economic benefits or service potential associated with the contract will flow to the entity; and
- the contract costs attributable to the contract, whether or not specifically reimbursable, can be clearly identified and measured reliably.

Disclosure

The municipality discloses:

- the amount of contract revenue recognised as revenue in the period;
- the methods used to determine the contract revenue recognised in the period; and
- the methods used to determine the stage of completion of contracts in progress.

The municipality shall disclose each of the following for contracts in progress at the reporting date:

- the aggregate amount of costs incurred and recognised surpluses (less recognised deficits) to date;
- the amount of advances received; and
- the amount of retentions.

The municipality presents

- the gross amount due from customers for contract work as an asset; and
- the gross amount due to customers for contract work as a liability.

Notes to the Audited Annual Financial Statements

2. New standards and interpretations

2.1 Standards and interpretations effective and adopted in the current year

In the current year, the municipality did not adopt any new standards and interpretations:

2.2 Standards and Interpretations early adopted

In the current year, the municipality did not early adopt any new standards and interpretations:

Standard/ Interpretation:	Effective date: Years beginning on or after	Expected impact:

2.3 Standards and interpretations issued, but not yet effective

The municipality has not applied the following standards and interpretations, which have been published and are mandatory for the municipality's accounting periods beginning on or after July 1, 2025 or later periods:

GRAP 1 (amended): Presentation of Financial Statements (Going Concern)

Notes to the Audited Annual Financial Statements

2. New standards and interpretations (continued)

The Board undertook a project in 2021 to consider the guidance and disclosure requirements on going concern in the relevant Standards of GRAP. As an outcome of this project, the Board agreed to include additional guidance and disclosures on going concern in this Standard. Consequential amendments are also made to the Standard of GRAP on Events After the Reporting Date.

Applicability of going concern in the public sector

An entity prepares its financial statements on a going concern basis unless there is an intention to liquidate the entity, to cease operating, or if there is no realistic alternative but to do so. A liquidation or cessation of an entity's operations will result in the termination of all its functions.

In South Africa, specific legislative requirements need to be followed before a decision is taken to liquidate a public sector entity, to cease or scale back its operations, to transfer some or all of its functions to another entity, or to merge one or more entities. The "intention" to liquidate an entity, to cease or scale back its operations, to transfer some or all of its functions to another entity, or to merge one or more entities needs to be established. This intention can be reflected in a number of ways and may encompass legislation passed in Parliament or a provincial legislature, cabinet decision, ministerial order, a decision made by a municipal council, board, council or equivalent, a regulation or a notice, or other official means.

The liquidation or cessation of a public sector entity's operations is rare, and only in the case of dissolution without any continuation of the entity's operations will the going concern basis cease to apply. When all, or some of the functions of an entity are transferred to another entity, or when a decision is taken to merge one or more entities, the application of the going concern basis remains appropriate. This is because the entity's functions will continue to be provided in a modified form, even though they are executed by another entity.

The Board agreed to include explanatory guidance in this Standard on the application of the going concern assumption by public sector entities.

Where some of an entity's functions are transferred in a transfer of functions, and the remaining functions are discontinued, there are two separate transactions. The Board concluded that management should assess these transactions separately based on the functions transferred, those to be discontinued (if any), and those that may be retained and continued (if any), to determine if preparing the entity's financial statements on a going concern basis remains appropriate.

Disclosure on going concern

The Board's project highlighted a need for specific disclosures on going concern, material uncertainties relating to going concern, and actions taken by management to mitigate these uncertainties. Consideration was also given to the practices, guidance and requirements in other countries and/or from other standard-setting bodies on these matters.

To address the diversity in the information disclosed on going concern, the Board agreed to expand the disclosure requirements in this Standard to ensure that consistent disclosures are provided.

The effective date of these revisions have not yet been set.

The municipality expects to adopt the standard for the first time in the 2098/2099 audited annual financial statements.

The adoption of this standard is not expected to impact on the results of the municipality, but may result in more disclosure than is currently provided in the audited annual financial statements.

GRAP 103 (amended): Heritage Assets

Background

The Accounting Standards Board (the Board) completed its post-implementation review of the Standard of GRAP on Heritage Assets (GRAP 103) (hereafter referred to as "the review") in 2020. Based on the feedback received as part of the review, the Board agreed to reconsider certain principles in GRAP 103.

The objective of the project was to revise and clarify principles in GRAP 103 following feedback received from the review and actions agreed by the Board.

Key amendments to GRAP 103

The Board agreed that the definition of a heritage asset in GRAP 103 should be reconsidered to better align it with the legislative explanation of a heritage resource in the National Heritage Resources Act, 1999, and the classification by the South African Heritage Resources Agency.

Notes to the Audited Annual Financial Statements

2. New standards and interpretations (continued)

The proposed definition focuses on assets that have "cultural significance" and defines a heritage asset as "an asset that has cultural significance, and is held indefinitely for the benefit of present and future generations". "Cultural significance" has also been defined and described in GRAP 103 based on legislation.

The characteristics displayed by heritage assets, and the range of assets that could be heritage assets, have also been aligned with legislation.

The amendments further relate to the Classification of dual purpose heritage assets, Determining a reliable value for a heritage asset, Protective rights imposed on heritage assets, Re-assessing if a reliable value becomes available subsequently, Aggregation of individually insignificant heritage assets, Impairment of heritage assets, Mandatory disclosures of heritage assets borrowed or on loan.

The effective date of these revisions have not yet been set.

The effective date of the standard is for years beginning on or after .

The municipality expects to adopt the standard for the first time in the 1999/2000 audited annual financial statements.

The adoption of this standard is not expected to impact on the results of the municipality, but may result in more disclosure than is currently provided in the audited annual financial statements.

iGRAP 22 Foreign Currency Transactions and Advance Consideration

Background

Paragraph .21 of the Standard of GRAP on The Effects of Changes in Foreign Exchange Rates (GRAP 4) requires an entity to record a foreign currency transaction, on initial recognition in its functional currency, by applying to the foreign currency amount the spot exchange rate between the functional currency and the foreign currency (the exchange rate) at the date of the transaction. Paragraph .22 of GRAP 4 states that the date of the transaction is the date on which the transaction first qualifies for recognition in accordance with the Standards of GRAP.

When an entity pays or receives consideration in advance in a foreign currency, it generally recognises a non-monetary asset or non-monetary liability before the recognition of the related asset, expense or revenue. The related asset, expense or revenue (or part of it) is the amount recognised applying the relevant Standard of GRAP, which results in the derecognition of the non-monetary asset or non-monetary liability arising from the advance consideration.

A question arose asking how to determine "the date of the transaction" applying paragraphs .21 and .22 of GRAP 4 when recognising revenue. The question specifically addressed circumstances in which an entity recognises a non-monetary liability arising from the receipt of advance consideration before it recognises the related revenue. It was further noted that the receipt or payment of advance consideration in a foreign currency is not restricted to revenue transactions. Accordingly, it was decided to clarify the date of the transaction for the purpose of determining the exchange rate to use on initial recognition of the related asset, expense or revenue when an entity has received or paid advance consideration in a foreign currency.

Issue

This Interpretation addresses how to determine the date of the transaction for the purpose of determining the exchange rate to use on initial recognition of the related asset, expense or revenue (or part of it) on the derecognition of a non-monetary asset or non-monetary liability arising from the payment or receipt of advance consideration in a foreign currency.

Consensus

Applying paragraphs .21 and .22 of GRAP 4, the date of the transaction for the purpose of determining the exchange rate to use on initial recognition of the related asset, expense or revenue (or part of it) is the date on which an entity initially recognises the non-monetary asset or non-monetary liability arising from the payment or receipt of advance consideration.

If there are multiple payments or receipts in advance, the entity shall determine a date of the transaction for each payment or receipt of advance consideration.

The effective date of this interpretation is for years beginning on or after April 1, 2025.

The municipality expects to adopt the standard for the first time in the 2024/2025 audited annual financial statements.

The municipality is unable to reliably estimate the impact of the standard on the audited annual financial statements.

GRAP 104 (as revised): Financial Instruments

Notes to the Audited Annual Financial Statements

2. New standards and interpretations (continued)

The revisions better align the Standards of GRAP with recent international developments. The amendments result in better information available to make decisions about financial assets and their recoverability, and more transparent information on financial liabilities.

The most significant changes to the Standard affect:

- Financial guarantee contracts issued
- Loan commitments issued
- Classification of financial assets
- Amortised cost of financial assets
- Impairment of financial assets
- Disclosures

The effective date of the revisions is set by the Minister of Finance as 1 April 2025.

The municipality expects to adopt the revisions for the first time from 1 April 2025

Classification of Financial Instruments.

Basis of classification - Shift from form based to principles based classification. The municipality will most likely need to re-classify some instruments and may change the measurement basis.

Categories - All older categories removed; aligned more closed with IFRS 9. More aligned with economic substance and risk management strategy. The municipality will need to document decisions thouroughly.

Derecognition of Financial Instruments.

Derecognition criteria - A Broader and more nuanced; requires more judgement. The municipality must reassess any historical derecognition

Guidance depth - New framework for analysing partial transfers and servicing rights. Stronger internal accounting policies will be required to comply with new derecognition rules.

Measurement of Financail Instruments.

Measuremnt basis - Greater emphasis on fair value; use based on classification logic (SPPI + business model). The municipality may require external valuers.

Flexibility - Measurement now follows strategic purpose not form alone. Requires ongoing reassessment of classification and measurement.

Impairment of Financial Instruments.

Impairment Model - Switch from backward looking to forward looking approach. The municipality must estimate probability of default, loss given default and adjust for macro economic conditions. This is likely to increase provisions in early implementation.

Data needs - More granular and complex. Need to track payment history, customer credit worthiness, and macro factors..

Disclosures

Disclosure depth - Significantly more extensive quantitative and qualitative disclosure. Financial instruments will be more data heavy. The municipality must develop tools to track, summarise, and explain credit risk, fair value, and classification decisions.

Focus - Requires explanation of methods, judgements, and changes in estimates. Prepares users to assess financial risk better..

Notes to the Audited Annual Financial Statements

Figures in Rand

3. Investment property

	2025			2024		
	Cost / Valuation	Accumulated depreciation and accumulated impairment	Carrying value	Cost / Valuation	Accumulated depreciation and accumulated impairment	Carrying value
Investment property	53,619,000	-	53,619,000	49,294,199	-	49,294,199

Reconciliation of investment property - 2025

	Opening balance	Fair value adjustments	Total
Investment property	49,294,199	4,324,801	53,619,000

Reconciliation of investment property - 2024

	Opening balance	Fair value adjustments	Total
Investment property	42,209,500	7,084,699	49,294,199

Pledged as security

There are no Investment Properties pledged as security:

A register containing the information required by section 63 of the Municipal Finance Management Act is available for inspection at the registered office of the municipality.

Notes to the Audited Annual Financial Statements

Figures in Rand	2025	2024

3. Investment property (continued)

Details of valuation

The effective date of the revaluations was Monday, June 30, 2025. Revaluations were performed by an independent valuer, PJ Lindstrom a Professional Valuer - Reg.No 935/7 of Penny Lindstrom Valuations. PJ Lindstrom is not connected to the municipality and has recent experience in location and category of the investment property being valued.

The valuation method deemed appropriate and adopted was discounted cash flows.

For investment property, totalling R 53,619,000 (2024: R 49,294,199), where there was a lack of comparable market data, the valuation was based on discounted cash flows. The following assumptions were used:
Discount rate 9.7%

Amounts recognised in surplus and deficit for the year.

Maintenance of investment property

There were no maintenance cost incurred by the municipality on investment Property .

Amounts recognised in surplus or deficit

From Investment property that generated rental revenue		
Rental revenue from Invetsment property	4,992,794	4,672,960
Smoothing amounts	2,625,641	2,962,065
	7,618,435	**7,635,025**

Notes to the Audited Annual Financial Statements

Figures in Rand

4. Property, plant and equipment

	2025			2024		
	Cost / Valuation	Accumulated depreciation and accumulated impairment	Carrying value	Cost / Valuation	Accumulated depreciation and accumulated impairment	Carrying value
Land	3,095,139	-	3,095,139	3,098,628	-	3,098,628
Buildings	118,299,800	(14,206,471)	104,093,329	29,027,217	(6,251,114)	22,776,103
Plant and machinery	28,457,311	(18,508,970)	9,948,341	25,247,109	(17,855,534)	7,391,575
Furniture and office equipment	35,381,415	(23,449,519)	11,931,896	30,203,157	(22,158,872)	8,044,285
Motor vehicles	20,077,309	(7,841,193)	12,236,116	22,016,985	(8,871,702)	13,145,283
Infrastructure	868,611,872	(347,678,389)	520,933,483	797,462,955	(315,262,418)	482,200,537
Community	229,780,860	(42,187,451)	187,593,409	228,371,454	(34,860,130)	193,511,324
Work in progress	69,342,574	-	69,342,574	144,562,375	-	144,562,375
Total	**1,373,046,280**	**(453,871,993)**	**919,174,287**	**1,279,989,880**	**(405,259,770)**	**874,730,110**

Reconciliation of property, plant and equipment - 2025

	Opening balance	Additions	Disposals	Transfers	Depreciation	Impairment loss	Impairment reversal	Total
Land	3,098,628	-	(3,489)	-	-	-	-	3,095,139
Buildings	22,776,103	-	-	89,272,583	(3,168,352)	(4,787,005)	-	104,093,329
Plant and machinery	7,391,575	3,713,750	(24,913)	-	(602,177)	(529,894)	-	9,948,341
Furniture and Office Equipment	8,044,285	4,713,415	(189,661)	2,316,034	(2,919,759)	(32,418)	-	11,931,896
Motor vehicles	13,145,283	1,797,031	(1,196,082)	-	(1,583,913)	-	73,797	12,236,116
Infrastructure	482,200,537	61,869,912	(2,769,370)	17,700,170	(38,067,766)	-	-	520,933,483
Community	193,511,324	1,409,406	-	-	(5,921,265)	(1,406,056)	-	187,593,409
Work in progress	144,562,375	34,068,986	-	(109,288,787)	-	-	-	69,342,574
	874,730,110	**107,572,500**	**(4,183,515)**	**-**	**(52,263,232)**	**(6,755,373)**	**73,797**	**919,174,287**

4. Property, plant and equipment (continued)

Reconciliation of property, plant and equipment - 2024

	Opening balance	Additions	Disposals	Transfers	Depreciation	Impairment loss	Total
Land	3,098,628	-	-	-	-	-	3,098,628
Buildings	22,988,435	-	-	462,741	(675,073)	-	22,776,103
Plant and machinery	8,048,136	183,149	-	32,313	(864,751)	(7,272)	7,391,575
Furniture and Office Equipment	6,909,152	3,602,762	(82,138)	-	(2,111,130)	(274,361)	8,044,285
Motor vehicles	9,176,148	5,297,810	(68,409)	-	(1,087,032)	(173,234)	13,145,283
Infrastructure	446,938,026	70,574,402	(12,771,871)	13,491,814	(35,433,581)	(598,253)	482,200,537
Community	181,721,773	8,952,186	(84,537)	8,704,026	(5,674,387)	(107,737)	193,511,324
Work in progress	142,900,979	32,452,839	-	(22,690,894)	-	(8,100,549)	144,562,375
	821,781,277	**121,063,148**	**(13,006,955)**	**-**	**(45,845,954)**	**(9,261,406)**	**874,730,110**

Pledged as security

There are no Property, Plant and Equipment pledged as security:

Notes to the Audited Annual Financial Statements

Figures in Rand	2025	2024

4. Property, plant and equipment (continued)

Depreciation rates

Land		Indefinite
Buildings	Straight-line	5 - 100 years
Plant and machinery	Straight-line	2 - 15 years
Furniture and fixtures	Straight-line	2 - 26 years
Motor vehicles	Straight-line	3 - 15 years
Office equipment	Straight-line	3 - 26 years
IT equipment	Straight-line	3 - 17 years
Infrastructure	Straight-line	5 - 100 years
Community	Straight-line	10 - 50 years
Other property, plant and equipment	Straight-line	5 - 21 years
Park facilities	Straight-line	10 - 50 years
Waste disposal site	Straight-line	7 - 30 years

Fixed asset register review process

The municipality reviews its fixed assets register at each reporting date where the following activities are carried out:

- Addition of new assets acquired during the year
- Conditional assessment of existing assets to identify impairment indicators and process necessary impairments where such is found
- Review of useful lives and residual values to ensure assets are correctly valued

The results of these are therefore presented in the relevant notes to these annual financial statements.

Capitalised expenditure

Plant and machinery	3,713,750	183,149
Furniture and fixtures	4,713,415	3,602,762
Motor vehicles	1,797,031	5,297,810
Infrastructure	61,869,912	70,574,403
Community	1,409,406	8,952,186
Work in progress	34,068,986	32,452,839
	107,572,500	**121,063,149**

Notes to the Audited Annual Financial Statements

Figures in Rand	2025	2024

4. Property, plant and equipment (continued)

Compensation received for losses on property, plant and equipment

IT equipment	155,366	80,515

Property, plant and equipment in the process of being constructed or developed

Cumulative expenditure recognised in the carrying value of property, plant and equipment

Other property,plant and equipment	6,062,839	5,806,312
Infrastructure assets	52,915,268	48,277,876
Community assets	10,364,465	90,478,186
	69,342,572	**144,562,374**

Refer to Note 51 for the amount of contractual commitment for the acquisition of Property, plant and equipment. The amount of R122 603 271 (2024: R56 081 583) for contracted commitments is approved.

Carrying value of property, plant and equipment that is taking a significantly longer period of time to complete than expected

Community Assets - Mbizana Civic Centre(Town hall) Mbizana Civic centre was delayed due to a dispute that arose between an appointed consultant and contractor.	-	91,588,617
Road Infrastructure - Sidanga Access Road Sidanga Access Road delayed due to construction that was found to have commenced without the municipality receiving the ORD from DEDEA and termination of a contractor for unsatisfactory performance. A new contractor has since been appointed to complete the remaining works.	28,282,526	25,841,053
Road Infratsructure- Mqonjwana to Greenvile Access Road Mqonjwana to Greenville Access road delayed due to a service provider that abonded the site and therefore the municipality terminated the contract	1,487,978	429,371
	29,770,504	**117,859,041**

Reconciliation of Work-in-Progress 2025

	Included within Infrastructure	Included within Community	Included within Other PPE	Total
Opening balance	48,277,876	90,478,186	5,806,312	144,562,374
Additions/capital expenditure	22,337,562	11,474,896	256,527	34,068,985
Transferred to completed items	(17,700,170)	(91,588,617)	-	(109,288,787)
	52,915,268	**10,364,465**	**6,062,839**	**69,342,572**

Reconciliation of Work-in-Progress 2024

	Included within Infrastructure	Included within Community	Included within Other PPE	Total
Opening balance	50,239,335	86,360,277	6,301,365	142,900,977
Additions/capital expenditure	19,630,904	12,821,935	-	32,452,839
Other movements (Impairment)	(8,100,549)	-	-	(8,100,549)
Transferred to completed items	(13,491,814)	(8,704,026)	(495,053)	(22,690,893)
	48,277,876	**90,478,186**	**5,806,312**	**144,562,374**

Expenditure incurred to repair and maintain property, plant and equipment

Expenditure incurred to repair and maintain property, plant and equipment included in Statement of Financial Performance

Employee related costs	6,733,249	7,510,015
Contracted services	24,959,828	21,305,806
General expenses	1,587,217	52,210
	33,280,294	**28,868,031**

Notes to the Audited Annual Financial Statements

Figures in Rand		2025	2024

4. Property, plant and equipment (continued)

Funding of property, plant and equipment acquisitions

	Funding type		
Additions to property, plant and equipment was funded from the following sources:			
Plant and machinery			
Internally generated funds	Own revenue	3,713,750	183,149
Infrastructure Assets			
Municipal Infratsructure Grant	Government Grant	33,889,266	26,133,838
Disaster Response Grant	Government Grant	5,151,107	2,548,488
Disaster Recovery Grant	Government Grant	-	9,128,293
Internally generated funds	Own revenue	17,997,056	32,763,784
Integrated National Electrification Programme Grant	Government Grant	4,832,483	-
Community Assets			
Internally generated funds	Own revenue	1,409,406	8,952,186
Furniture and fixtures			
Internally generated funds	Own revenue	4,713,415	3,602,762
Transport Assets			
Internally generated funds	Own revenue	1,797,031	5,297,810
Work in progress			
Municipal Infrastructure Grant	Government grant	12,794,578	7,830,919
Internally generated funds	Government grant	19,468,262	15,634,788
Disaster Recovery Grant	Government grant	1,656,296	-
Disaster response Grant	Government grant	-	8,987,130
Greenest Municipality Competition	Provincial grant	149,850	-
Buildings			
		107,572,500	**121,063,148**

A register containing the information required by section 63 of the Municipal Finance Management Act is available for inspection at the registered office of the municipality.

Notes to the Audited Annual Financial Statements

Figures in Rand

5. Intangible assets

	2025			2024		
	Cost / Valuation	Accumulated amortisation and accumulated impairment	Carrying value	Cost / Valuation	Accumulated amortisation and accumulated impairment	Carrying value
Computer software, other	2,887,477	(2,308,613)	578,864	2,650,773	(2,147,946)	502,827

Reconciliation of intangible assets - 2025

	Opening balance	Additions	Amortisation	Total
Computer software, other	502,827	236,704	(160,667)	578,864

Reconciliation of intangible assets - 2024

	Opening balance	Amortisation	Total
Computer software, other	631,421	(128,594)	502,827

Pledged as security

There are no intangible assets pledged as security:

Notes to the Audited Annual Financial Statements

Figures in Rand

6. Heritage assets

	2025			2024		
	Cost / Valuation	Accumulated impairment losses	Carrying value	Cost / Valuation	Accumulated impairment losses	Carrying value
Art Collections, antiquities and exhibits	30,000	-	30,000	30,000	-	30,000
Historical monuments	1,230,799	-	1,230,799	1,230,799	-	1,230,799
Total	**1,260,799**	**-**	**1,260,799**	**1,260,799**	**-**	**1,260,799**

Reconciliation of heritage assets 2025

	Opening balance	Total
Art Collections, antiquities and exhibits	30,000	30,000
Historical monuments	1,230,799	1,230,799
	1,260,799	**1,260,799**

Reconciliation of heritage assets 2024

	Opening balance	Total
Art Collections, antiquities and exhibits	30,000	30,000
Historical monuments	1,230,799	1,230,799
	1,260,799	**1,260,799**

Age and/or condition of heritage assets

The municipality reviewed the type of heritage assets it has to verify when there is no need to revise their useful lives and confirmed that the useful lives used are relevant to the nature of the heritage assets the municipality posses.

A conditional assessment was also conducted to identify whether any indications of impairment existed which confirmed no impairment was necessary

Restrictions on heritage assets

There are no restrictions on heritage assets:

Notes to the Audited Annual Financial Statements

Figures in Rand	2025	2024

6. Heritage assets (continued)

Pledged as security

There are no heritage assets pledged as security:

7. Other financial assets

At amortised cost		
Security deposit - Bulk Purchases The cash deposit shall bare interest capitalised annually at the prevailing rate(prime +2.5) as confirmed by ESKOM.	5,059,088	4,772,724

The municipality is a licenced electricity distributor which buys bulk electricity for distribution from ESKOM. A distribution agreement was entered into between the municipality and ESKOM for the latter to sell electricity to the former for distribution in its area of jurisdiction. In 2013, the municipality was required to pay a security deposit to safeguard its ability to settle its bulk purchase account. The security deposit generates interest on behalf of the municipality where it is held.

Non-current assets		
At amortised cost	5,059,088	4,772,724

8. Inventories

Inventories	1,246,446	786,196

Inventory pledged as security

There is no Inventory pledged as security.

9. Operating lease asset

Current assets	21,861,433	18,841,946

Certain of the municipality's property is held to generate rental income. Lease agreements are renewable and have varying terms of between 6 - 26 years.

There are no contingent rental receivables. The operating lease asset arose as a result of straight lining the lease rentals per requirement of GRAP 13.

10. Other receivables from exchange transactions

Trade debtors	2,304,142	969,643
Consumer debtors - Electricity	-	355,241
	2,304,142	**1,324,884**
Details of other receivables from exchange transactions		
Trade Debtors	2,304,142	969,643
Consumer debtors - Land Sales	210,030	210,030
Allowance for doubtful debts consumer debtors - Land sales	(210,030)	(210,030)
Consumer debtors - Electricity	-	956,457
Allowance for doubtful debts consumer debtors - Electricity	-	(601,216)
	2,304,142	**1,324,884**
Financial asset receivables included in other receivables from exchange transactions above	**-**	**-**
Total other receivables from exchange transactions	2,304,142	1,324,884

There are no other receivables from exchange transactions that were pledged as security

Notes to the Audited Annual Financial Statements

Figures in Rand	2025	2024

10. Other receivables from exchange transactions (continued)

Fair value of other receivables from exchange transactions

Other receivables from exchange transactions	2,304,142	1,324,884

Other receivables from exchange transactions past due but not impaired

Other receivables from exchange transactions which are less than 3 months past due are not considered to be impaired. There were no other receivables less than 3 months pat due and not considered to be impaired at 30 June 2025.

Other receivables from exchange transactions impaired

As of June 30, 2025, other receivables from exchange transactions of R 210,030 (2024: R 1,166,487) were impaired and provided for.

The amount of the provision was R (210,030) of June 30, 2025 (2024: R (811,246)).

The ageing of these amounts is as follows:

Over 6 months	210,030	1,166,487

11. Receivables from non - exchange transactions

Contractor receivables	418,046	1,115,672
Recoveries	818,150	833,390
Staff debts	1,521,168	152,270
Payroll debtors	182,844	1,550,744
Overpayment - Councillors remuneration	468,971	468,971
	3,409,179	**4,121,047**

Statutory receivables general information

Receivables from non - exchange transactions pledged as security

No receivables from non-exchange transactions were pledged as security.

Fair value of receivables from non - exchange transactions

Other receivables from non-exchange transactions	3,409,179	4,121,047

The net balance of receivables from non-exchange transactions approximate the fair value of these receivables.

Notes to the Audited Annual Financial Statements

Figures in Rand	2025	2024

12. Statutory receivables

The municipality had the following statutory receivables where the Framework for the Preparation and Presentation of Financial Statements have been applied, for the initial recognition and subsequent measurement:

Fines These are receivables as a result of transgressions of laws and by-laws	4,010,714	3,168,655
Fines impairment This is impairment based on past experience and assessment of the category of debtors terms of the policy on debt impairment	(2,976,620)	(1,899,884)
Property Rates These are receivables arising from the Municipal Property Rates Act	60,081,710	53,537,242
Property Rates Impairment This is impairment based on past experience and assessment of the individual debtors performance in terms of the policy on debt impairment	(7,191,691)	(6,080,589)
	53,924,113	**48,725,424**
Current assets	53,924,113	48,725,424

Statutory receivables general information

Transaction(s) arising from statute

The Local Government: Municipal Property Rates Amendment Act, No. 19 of 2009 gives powers to a metropolitan or local municipality to levy a rate on property in its area. This also requires councils of municipalities to adopt a policy consistent with the Act on levying of rates on rateable property in the municipality.

Traffic fines are administered based on the National Road Traffic Act 93 of 1996 which intends to promote road traffic quality by providing for a scheme to discourage road traffic contraventions, to facilitate the adjudication of road traffic infringements, to support the prosecution of offences in terms of the national and provincial laws relating to road traffic, and implement a points demerit system; to provide for the establishment of an agency to administer the scheme; to provide for the establishment of a board to represent the agency; and to provide for matters connected therewith
Traffic fines are issued by law enforcement officials to motorists or other road users indicating that they violated traffic laws. These come in two forms, citing a moving violation, such as exceeding the speed limit or a non-moving violation, such as a parking violation.

Electricity fines are administered in terms of Electricity Act 41 of 1987 section 27(2) which states that any person who without legal right {the proof of which shall be upon him) abstracts, branches off or diverts or causes to 50 be abstracted, branched off or diverted any electric current, or consumes or uses any such current which has been wrongfully or unlawfully abstracted, branched off or diverted, knowing it to have been wrongfully or unlawfully abstracted, branched off or diverted, shall be guilty of an offence and liable on conviction to 55 the penalties which may be imposed for theft

In terms of the VAT ACT 89 of 1991 and its amendments municipalities must be VAT registered and must declare Output tax on the taxable supply of goods and services and claim Input tax credits on expenses incurred in the course or furtheance of the enterprise(the taxable supplies). The output tax is declared and the input tax is claimed by completeing a VAT 201 return.

Determination of transaction amount

The Local Government: Municipal Property Rates Amendment Act, No. 19 of 2009 requires municipalities intending to levy a rate on property in accordance with the Act to cause:

- a general valuation to be made of all properties in the municipality
- a valuation roll to be prepared of all properties determined

A tariff structure is then setup in terms of the council approved tariff policy. The tariffs are then applied to different categories of rateable properties to determine the amount payable for each qualifying property. A statement of account is then sent to the owner of each property to notify them of the amount payable and payment timeframes

Both the Tariff and rates policy of the municipality are reviewed annually in compliance with the Act. During this review tariffs are also revised to ensure accuracy and correctness. The general valuation in terms of the Act is valid for five years but is also reviewed annually through a supplementary valuation.

Calculations of Traffic fines

The penalties on the Traffic fine list book are prescribed under section 29(b) for each infringement and must be imposed administratively in terms of Chapter III, subject to the discount contemplated in section 17(1)(d)

Calculations of Electricity fines

Notes to the Audited Annual Financial Statements

Figures in Rand	2025	2024

12. Statutory receivables (continued)

The penalties on the Electricity fine are prescribed in the municipal tariffs policy as adopted by municipal council.

VAT Receivables

The VAT 201 is a monthly VAT declaration that must be submitted by all VAT registered vendors as per the registered tax period. The return reflects the VAT for which the entity is liable to declare output tax and the amounts that can be deducted as input tax.

Interest or other charges levied/charged

Interest accrues after due date as indicated in the account statement which is 30 days, if the account remains unpaid at a rate of prime +1.

Basis used to assess and test whether a statutory receivable is impaired

The impairment is based on the impairment type risk scoring and payment risk scoring determined as follows:
Allocating a SCORE based on the account's ageing, account status, account type and whether it's an owner or occupier – 2 being the max score on each
.
If the account is inactive the status score gets a 2 and if the account is active (which means the possibility of retrieving the debt is better than the inactive account) it gets a zero score.
If the account is an occupier it gets a high score of 2 and if it's an owner its gets a zero because when the owner wants to sell he needs a clearance certificate and you will be able to retrieve the debt.
The last score is based on the Active Account Type Category – Government and Provincial accounts get a zero score because the municipality should be able settle the government accounts debt. Business score is 0.4 and household score is 1.25. In-Active account type the score is 2.

A score is allocated depending on whether the account has outstanding balances in 30days, 60days, 90days, 120days etc. and the older the debt the higher the score. Refer to the payment risk table below

The Total Type Risk = Status Risk Score + Account Type Risk Score + Owner/Occupier Type Risk Score
Total Payment Risk = the payment risk scoring added together
The Allowance factor is then the two risks multiplied together to get the numeric factor, the factor is then converted into a percentage which is applied to the outstanding balance. Any converted percentage from 100% and above is impaired fully (100%).

Statutory receivables past due but not impaired

Statutory receivables which are less than 1 month (Property rates and electricity fines) and Traffic fines which are less than 12 months past due are not considered to be impaired. At June 30, 2025, R1,962,121 (2024: R3,208,123) were past due but not impaired.

The ageing of amounts past due but not impaired is as follows:

1 month past due	774,685	1,536,895
2 months past due	582,686	130,850
3 months past due	604,749	1,540,378

Factors the municipality considered in assessing statutory receivables past due but not impaired

Property rates that bare past due but not impaired are Governments and Provincial accounts that the municipality should be able to settle.

Fines that are past due but not impaired are fines that were raised within 12 months of the financial year, and are outside the bracket of the traffic fines Impairment policy.

Statutory receivables impaired

As of June 30, 2025, Statutory receivables of R17,746,670 (2024: R53,474,933) were impaired and provided for.

The amount of the Allowance for doubtful debts was R10,168,312 as of June 30, 2025 (2024: R7,980,473).

The ageing of these receivables is as follows:

1 to 6 months	2,183,745	4,069,118
Over 6 months	15,562,924	49,405,814

Factors the municipality considered in assessing statutory receivables impaired

Notes to the Audited Annual Financial Statements

Figures in Rand	2025	2024

12. Statutory receivables (continued)

Allowance for doubtful debts is determined according to the past payment patterns of the different consumers within the various categories. An impairment calculation is forward-looking and one must therefore use the number of days that the particular financial asset is still expected to be outstanding based on the best information available at year-end. For this estimation it will be best to use a combination of key indicators that will provide a list of debtors that are most likely to be impaired.

Debtors are evaluated at each reporting date and impaired as per the impairment of debtors and write-off policy in line with National Treasury guidelines.

Reconciliation of allowance for doubtful debts for statutory receivables

Opening balance	(7,980,473)	(6,678,471)
Bad debts written off	503,026	80,651
Allowance for doubtful debts	(2,690,865)	(1,382,653)
	(10,168,312)	**(7,980,473)**

During the current year, the municipality started utilising the services of a debt collector as part of its implementation of the debt collection and credit control policy which has contributed to a reduction in the year to year debt impairment movement.

The Council took a resolution to write-off all outstanding traffic fines that are older than two years at reporting date as uncollectible.

Notes to the Audited Annual Financial Statements

Figures in Rand	2025	2024

13. Prepayments

Prepayments		
Prepayments	3,375,079	2,740,429

Prepaid expenses are those expenses that are paid for in one accounting period, but for which the underlying services or goods will be received in a future period.

During the year under review the municipality paid for services and goods that will be received or rendered in the following accounting period.

These were the suppliers' requirements as they require payment before services or goods can be rendered or delivered. The suppliers are:

Suppliers		
SALGA Levies	1,662,673	1,598,039
The Institute of Internal Audit	13,546	-
Institute of Local Government	5,590	-
Munsoft (Pty) Ltd	556,609	506,008
Ndzila Investments	1,134,661	636,383
Magistrate Lusikisiki(Ganishee)	2,000	-
	3,375,079	**2,740,430**

Institute of Local goverment membership fees for 2025/26 FY.

Ganishee amount that was paid to Magistrate Lusikisiki

The Institute of Internal Audit membership fees for 2025/26 FY.

Ndzila Investments for municipal assets' annual insurance premium for 2025/26 financial year.

Munsoft (Pty) Ltd annual licence fees for 2025/26 Financial year.

SALGA Levies for period 2025/26 were settled in advance in order for the municipality to benifit from the 5% discount being offered for early settlement.

Notes to the Audited Annual Financial Statements

Figures in Rand	2025	2024
14. Receivables from exchange transactions		
Gross balances		
Electricity	24,943,542	32,050,395
Refuse	16,981,678	15,059,797
VAT input accrual	15,447,865	11,401,901
Other services	2,990,809	2,618,718
	60,363,894	**61,130,811**
Less: Allowance for impairment		
Electricity	(8,397,806)	(10,525,708)
Refuse	(12,247,187)	(7,444,195)
	(20,644,993)	**(17,969,903)**
Net balance		
Electricity	16,545,736	21,524,687
Refuse	4,734,491	7,615,602
VAT input accrual	15,447,865	11,401,901
Other services	2,990,809	2,618,718
	39,718,901	**43,160,908**
Gross service charges		
Current (0- 30 days)	4,917,575	4,772,434
31 - 60 days	2,472,271	2,366,754
61 -90 days	2,433,781	2,357,801
91 -120 days	2,395,618	2,252,806
121 - 365 days	12,365,935	15,472,665
> 365 days	20,330,849	22,524,050
	44,916,029	**49,746,510**
Gross balance	**44,916,029**	**49,746,510**
Electricity		
Current (0 -30 days)	3,920,445	3,924,184
31 - 60 days	2,030,708	2,011,939
61 - 90 days	2,049,685	1,959,847
91 - 120 days	2,017,999	1,918,320
121 - 365 days	9,427,098	12,684,138
> 365 days	5,497,608	9,551,967
Allowance for doubtful debts	(8,397,807)	(10,525,708)
	16,545,736	**21,524,687**
Refuse		
Current (0 -30 days)	573,639	477,196
31 - 60 days	391,430	344,595
61 - 90 days	372,515	384,474
91 - 120 days	366,030	325,927
121 - 365 days	2,848,652	2,668,417
> 365 days	12,429,412	10,760,633
Less: Allowance for doubtful debts	(12,247,187)	(7,345,640)
	4,734,491	**7,615,602**
VAT		
VAT input accrual	15,447,865	11,401,901
Other services		
Current (0 -30 days)	441,795	371,053
31 - 60 days	31,830	10,221
61 - 90 days	11,582	13,480
91 - 120 days	11,588	8,560

Notes to the Audited Annual Financial Statements

Figures in Rand	2025	2024
14. Receivables from exchange transactions (continued)		
121 - 365 days	90,186	120,109
> 365 days	2,403,828	2,095,295
	2,990,809	**2,618,718**
Summary of debtors by customer classification		
Consumers		
Current (0 -30 days)	278,597	250,132
31 - 60 days	234,661	204,572
61 - 90 days	189,912	249,968
91 - 120 days	190,733	171,801
121 - 365 days	1,584,958	1,415,868
> 365 days	9,078,920	8,282,198
	11,557,781	10,574,539
Less: Allowance for doubtful debts	(8,745,607)	(4,768,005)
	2,812,174	**5,806,534**
Commercial		
Current (0 -30 days)	3,798,428	3,691,673
31 - 60 days	1,428,072	1,406,774
61 - 90 days	1,371,396	1,330,151
91 - 120 days	1,396,671	1,357,954
121 - 365 days	7,245,104	8,555,910
> 365 days	7,591,567	10,913,014
	22,831,238	27,255,476
Less: Allowance for doubtful debts	(11,899,386)	(13,201,898)
	10,931,852	**14,053,578**
National and provincial government		
Current (0 -30 days)	821,487	830,629
31 - 60 days	844,585	755,408
61 - 90 days	872,472	777,682
91 - 120 days	808,215	723,052
121 > 365 days	3,535,874	5,500,887
> 365 days	3,644,377	3,328,838
	10,527,010	**11,916,496**
Total		
Current (0 -30 days)	4,917,575	4,772,434
31 - 60 days	2,472,271	2,366,754
61 - 90 days	2,433,782	2,357,801
91 - 120 days	2,395,617	2,252,806
121 - 365 days	12,365,936	15,472,665
> 365 days	20,330,849	22,745,669
	44,916,030	49,968,129
Less: Allowance for doubtful debts	(20,644,993)	(18,089,512)
Bad debt written off	-	(119,609)
VAT input accrual	15,447,864	11,401,900
	39,718,901	**43,160,908**
Less:Allowance for doubtful debts		
31 - 60 days	(1,021,101)	(1,070,313)
61 - 90 days	(1,090,634)	(1,064,472)
91 - 120 days	(1,134,235)	(1,091,343)
121 - 365 days	(5,729,657)	(6,203,266)
> 365 days	(11,669,366)	(8,660,118)
Bad debt written off	-	119,609
	(20,644,993)	**(17,969,903)**

Notes to the Audited Annual Financial Statements

Figures in Rand	2025	2024

14. Receivables from exchange transactions (continued)

Reconciliation of allowance for doubtful debts

Balance at beginning of the year	(17,969,903)	(17,453,260)
Bad debt written off	1,854,482	119,609
Allowance for doubtful debts	(4,529,572)	(636,252)
	(20,644,993)	**(17,969,903)**

Receivables from exchange transactions pledged as security

There were no receivables from exchange transactions that were pledged as security in the 2024/25 financial year.

Credit quality of receivables from exhange transactions

In determining the recoverability of consumers debt the municipality considers any changes in the credit quality of the consumer debtors from the date credit was initially granted up to the reporting date. The concentration of credit risk is limited due to the consumer base being large and unrelated. Accordingly, the allowance for doubtful debts is determined according to the past payments patterns of each consumers within 644 the varios categories. The calculation of the allowance for doubtful debts is automated in the system which is configured according to the National Treasury scoring method.

Fair value of receivables- service charges

Receivables from exchange transactions	39,718,901	43,160,908

Receivables from exchange transactions past due but not impaired

Receivables from exchange transactions which are less than 3 months past due are not considered to be impaired. At June 30, 2025, R 13,731,563 (2024: R 15,858,401) were past due but not impaired.

The ageing of amounts past due but not impaired is as follows:

1 month past due	4,898,513	4,772,434
2 months past due	844,585	755,508
3 months past due	7,988,465	10,330,459

Receivables from exchange transactions impaired

As of June 30, 2025, consumer debtors of R 30,161,620 (2024: R 30,696,744) were impaired and provided for.

The amount of the provision was R 20,644,992 as of June 30, 2025 (2024: R 17,969,903).

The ageing of these receivables from exchange transactions is as follows:

3 to 6 months	9,363,242	11,501,532
Over 6 months	20,798,378	19,195,212

Reconciliation of allowance for doubtful debts of receivables from exchange transactions

Opening balance	(17,969,903)	(17,453,260)
Bad debt written off	1,854,482	119,609
Allowance for doubtful debts	(4,529,571)	(636,252)
	(20,644,992)	**(17,969,903)**

Notes to the Audited Annual Financial Statements

Figures in Rand	2025	2024

15. Cash and cash equivalents

Cash and cash equivalents consist of:

Cash on hand	4	4
Bank balances	2,197,751	12,930,041
Short-term deposits	538,044,104	447,858,237
	540,241,859	**460,788,282**

The municipality had the following bank accounts

Account number / description	Bank statement balances			Cash book balances		
	June 30, 2025	June 30, 2024	June 30, 2023	June 30, 2025	June 30, 2024	June 30, 2023
FNB BANK - Public sector - cheque account-51704922107	2,033,277	12,866,680	902,583	2,197,749	12,930,041	956,929
FNB BANK - Business Call Account - 62852108531	21,604,488	10,956,621	4,824,046	21,604,498	10,956,629	4,824,047
FNB BANK - Business Call Account - 62816773073	13	12	33	13	12	33
FNB BANK - Business Call Account - 62816769220	276,810	141,607	348,619	276,810	141,607	348,618
FNB BANK - Business Call Account - 62028477992	516,161,891	427,394,115	351,690,116	516,161,891	427,394,115	351,690,116
FNB BANK - Business Call Account - 62896110170	898	7,862,289	2,195,648	898	7,862,289	2,195,571
FNB BANK - Business Call Account - 62459758078	-	1,503,589	-	-	1,503,589	-
Total	**540,077,377**	**460,724,913**	**359,961,045**	**540,241,859**	**460,788,282**	**360,015,314**

16. Payables from exchange transactions

Trade payables	7,107,884	35,998,265
Payments received in advanced	1,579,142	1,526,153
Retention and surety	22,085,182	22,952,195
Accruals	30,989,291	14,051,740
Unallocated receipts	1,758,841	1,517,870
VAT output accrual	374,604	1,439,225
DLTC Agency Payables	(15,157)	-
Payroll Creditors	497,985	644,977
	64,377,772	**78,130,425**

Included in the Payables from Exchange transactions is:

Output VAT accrual	3,327,109	3,800,917
Output VAT impairment	(2,952,505)	(2,361,692)
	374,604	**1,439,225**

Output VAT accrual represents VAT collectable on sale of goods and services where invoices have been issued but payment not yet received.

Fair value of trade and other payables

Trade payables from exchange transactions	64,377,772	78,130,425

17. VAT payable

VAT Payable	14,416,433	10,038,228

The municipality accounts for VAT on invoice basis while declaration to SARS are accounted for on cash basis. The amount presented as either VAT payable or VAT receivable represents amounts where transaction have been settled.

VAT on transactions yet to be settled is included either on the receivables from exchange transactions or payables from exchange transactions.

Notes to the Audited Annual Financial Statements

Figures in Rand	2025	2024

18. Consumer deposits

Electricity	111,597	111,597
Hall Hire	412,999	385,006
	524,596	**496,603**

Consumer deposits for electricity are paid by consumers on application for new electricity connections. The deposits are repaid when the electricity connections are terminated. In cases where consumers default on their accounts council can utilise the deposits as payment for the outstanding amount.

Hall hire deposits are paid by consumers on hiring any of the municipal community halls. The deposit is a damage deposit and is paid back to the consumer after the event and if no damages occurred.

Consumer deposits collected do not accrue any interest

The carrying value of consumer deposits approximates their fair value.

Notes to the Audited Annual Financial Statements

Figures in Rand	2025	2024

19. Employee benefits obligation

The amounts recognised in the statement of financial position are as follows:

Carrying value		
Opening balance	20,864,352	17,808,245
Utilised during the year	(4,270,401)	(4,316,028)
Additions during the year	22,827,415	20,864,354
Reversed during the year	(16,593,954)	(13,492,219)
	22,827,412	**20,864,352**

Annual Bonus and Performance Bonus

All permanent employees are entitled to receive a bonus equal to one month basic salary on their birth month, therefore the proportionate bonus ia accrued from year end till the next birth date for each employee.

The municipality provides performance bonuses for rewarding an outstanding perfomance of senior managers. A perfomance bonus rating from 5% to 14% of all inclusive remuneration package may be paid to a senior manager in recognition of such outstanding perfomance.

Bonus		
Opening balance	3,850,183	3,591,686
Utilised during the year	(2,685,963)	(2,489,780)
Additions during the year	3,966,580	3,850,183
Reversed during the year	(1,164,219)	(1,101,906)
	3,966,581	**3,850,183**

Staff leave

The municipality offers employees 2 days for every month completed and is therefore liable to pay employee the amount equivalent to the leave days not taken at year end upon resignation or retirement. This is calculated based on the cost to the company rate per day.

Staff leave		
Opening Balance	15,799,580	13,425,875
Utilised during the year	(1,027,971)	(1,460,580)
Additions during the year	17,513,314	15,799,580
Reversed during the year	(14,771,609)	(11,965,295)
	17,513,314	**15,799,580**

Long service award

The municipal employee are entitled to a cash payout and leave days when they reach a certain milestone as per the SALGBC agreement.

Long service award		
Opening balance	1,214,592	764,958
Utilised during the year	(556,467)	(365,667)
Additions during the year	1,347,520	1,214,592
Reversed during the year	(658,125)	(399,291)
	1,347,520	**1,214,592**

20. Payables from non-exchange transactions

Payables from non-exchange transactions comprises of Unspent conditional grants and receipts.

The conditions relating to full expenditure were not met for the grants disclosed as unspent conditional grants and receipts on payables from non exchange transactions. These amounts are accounted for as a current liability until spending conditions are met if a roll-over is approved by National Treasury or surrendered to the National revenue fund if a roll over is not approved.

Notes to the Audited Annual Financial Statements

Figures in Rand	2025	2024

20. Payables from non-exchange transactions (continued)

Payables from non-exchange transactions comprises of:

Unspent conditional grants and receipts		
DSRAC: Library Grant	270,880	139,377
EPWP Grant	-	4
Financial Management Grant	6,580	-
Disaster Recovery Grant	21,324,557	1,400,297
GIS Grant - Alfred Nzo	100,000	100,000
Municipal Infrastructure Grant	1	2
General Budget Support Grant	23	6,634,045
Disaster Response Grant	267	5,924,040
Greenest Municipality Grant	53,796	211,686
	21,756,104	**14,409,451**

Movement during the year

Balance at the beginning of the year	14,409,451	8,198,501
Current-year receipts	90,931,831	87,784,825
Conditions met - transferred to revenue	(76,951,157)	(79,558,515)
Surrendered to National revenue fund during the year	(6,634,021)	(2,015,360)
	21,756,104	**14,409,451**

21. Provisions

Reconciliation of provisions - 2025

	Opening Balance	Additions	Utilised during the year	Reversed during the year	Total
Environmental rehabilitation	13,017,470	14,326,637	(1,067,162)	(11,950,306)	14,326,639
Workmen's Compensation	297,876	325,214	-	(297,876)	325,214
	13,315,346	**14,651,851**	**(1,067,162)**	**(12,248,182)**	**14,651,853**

Reconciliation of provisions - 2024

	Opening Balance	Additions	Utilised during the year	Reversed during the year	Total
Environmental rehabilitation	12,714,522	13,017,472	(2,082,221)	(10,632,303)	13,017,470
Workmen's compensation	265,724	297,876	-	(265,724)	297,876
	12,980,246	**13,315,348**	**(2,082,221)**	**(10,898,027)**	**13,315,346**

Non-current liabilities	13,021,261	11,950,306
Current liabilities	1,630,592	1,365,040
	14,651,853	**13,315,346**

[Describe information relating to the valuation where an external valuation was used to measure a provision].

Environmental rehabilitation provision

The municipality operates a refuse disposal site. In accordance with legislation and to comply with the Department of Water Affairs (DWA) and Department of Economic Development and Environmental Affairs (DEDEAT) on the landfill waste sites, the municipality raises a provision every year for the estimated cost of rehabilitating the land over which the site is situated.

The provision has been made for this cost based on the construction budget to rehabilitate the landfill site at 30 June 2026 taking into account 8.84 discount rate.

A valuation of the rehabilitation was conducted by an independent valuer (Ziinzame Consulting Engineers) and a liability has been raised. Movements in the provision are recognised in the Statement of Financial Perfomance. The Provision has been determined on the basis of a recent independent financial requirement and viability.

Notes to the Audited Annual Financial Statements

Figures in Rand	2025	2024

22. Financial instruments disclosure

Categories of financial instruments

2025

Financial assets

	At amortised cost	Total
Receivables from exchange transactions	39,718,901	39,718,901
Receivables from non exchange transactions	3,409,179	3,409,179
Cash and cash equivalents	540,241,859	540,241,859
Other Financial Assets	5,059,088	5,059,088
	588,429,027	**588,429,027**

Financial liabilities

	At amortised cost	Total
Payables from exchange transactions	64,377,772	64,377,772
Payables from non-exchange transactions	21,756,104	21,756,104
Consumer deposit	524,596	524,596
	86,658,472	**86,658,472**

2024

Financial assets

	At amortised cost	Total
Receivables from exchange transactions	43,160,908	43,160,908
Receivables from non-exchange transactions	4,121,047	4,121,047
Cash and cash equivalents	460,788,282	460,788,282
Other Financial assets	4,772,724	4,772,724
	512,842,961	**512,842,961**

Financial liabilities

	At amortised cost	Total
Payables from exchange transactions	78,130,425	78,130,425
Payables from non-exchange transactions	14,409,451	14,409,451
Consumer Deposit	496,603	496,603
	93,036,479	**93,036,479**

Financial instruments in Statement of financial performance

2025

	At amortised cost	Total
Interest income for financial instruction at amortised cost	26,300,756	26,300,756

2024

	At amortised cost	Total
Interest income for financial instruction at amortised cost	22,045,733	22,045,733

Notes to the Audited Annual Financial Statements

Figures in Rand	2025	2024
23. Revenue		
Service charges	59,047,701	53,841,401
Construction contracts	16,870,892	14,066,835
Rental of facilities and equipment	7,957,952	7,969,863
Interest received from receivables	2,183,891	3,794,988
Agency services	1,234,250	1,298,390
Licences and permits (Non-exchange)	2,170,630	2,102,291
Commissions received	198,240	188,290
Recoveries	1,696,337	735,339
Other income - (rollup)	667,032	281,585
Interest received from current and non current assets	39,421,269	34,468,001
Property rates	22,852,923	21,713,167
Fines, penalties and forfeits	1,073,742	1,285,810
Interest recevied (non exchange)	5,539,419	5,541,211
Government grants & subsidies	436,392,154	421,102,369
	597,306,432	**568,389,540**
The amount included in revenue arising from exchanges of goods or services are as follows:		
Service charges	59,047,701	53,841,401
Construction contracts	16,870,892	14,066,835
Rental of facilities and equipment	7,957,952	7,969,863
Interest received (trading)	2,183,891	3,794,988
Agency services	1,234,250	1,298,390
Commissions received	198,240	188,290
Recoveries	1,696,337	735,339
Other income - (rollup)	667,032	281,585
Interest received	39,421,269	34,468,001
	129,277,564	**116,644,692**
The amount included in revenue arising from non-exchange transactions is as follows:		
Taxation revenue		
Property rates	22,852,923	21,713,167
Fines, penalties and forfeits	1,073,742	1,285,810
Licences or permits	2,170,630	2,102,291
Interest on non- exchange transactions	5,539,419	5,541,211
Transfer revenue		
Government grants & subsidies	436,392,154	421,102,369
	468,028,868	**451,744,848**
24. Service charges		
Sale of electricity	54,385,314	49,713,306
Solid waste	4,662,387	4,128,095
	59,047,701	**53,841,401**

25. Construction contracts and receivables

Contracts in progress at statement of financial position date

The municipality receives an INEP allocation in terms of Schedule 5B of DORA.

This allocation is used to construct electricity infrastructure in arrears where Eskom is currently the distributor of electricity.

Therefore, upon completion, the infrastructure is hand-over to Eskom for operation and maintenance.

At June 30, 2025, retention withheld of contracts in progress are R1 949 815.10 (2024: R 3 395 525).

Notes to the Audited Annual Financial Statements

Figures in Rand	2025	2024

25. Construction contracts and receivables (continued)

Revenue		
Matwebu Electrification	4,711,004	-
Zizityaneni Electrification	-	4,116,052
Redoubt electrification phase 2	-	2,533,467
Nomlacu electrification phase 2/3	12,159,887	5,183,696
Msarhweni electrification phase 2	-	2,233,620
	16,870,891	**14,066,835**
Expenditure (INEP)		
Matwebu electriifcation	4,711,004	-
Zizityaneni Electrification	-	4,116,052
Redoubt electrification phase 2	-	2,533,467
Nomlacu electrification phase 2/3	12,159,887	5,183,696
Msarhweni electrification phase 2	-	2,233,620
	16,870,891	**14,066,835**
Expenditure (Internally generated funds)		
Redoubt electrification	-	2,685,363
Nomlacu electrification	-	3,971,435
Msarhweni electrification	-	2,292,006
Zizityaneni electrification	3,758,560	-
	3,758,560	**8,948,804**

Agreements that meet all the criteria in paragraph .29 of GRAP9

The municipality recognise revenue using the percentage of completion method for agreements that meet all the criteria in paragraph .29 of GRAP9 (Revenue from Exchange Transactions), continuously as construction progresses.

The municipality determines which agreements meet all the criteria in paragraph .29 of the Standard of GRAP on Revenue from Exchange Transactions continuously as construction progresses in the following manner:

The amount of revenue arising from such agreements in the period	16,870,892	14,066,835

The office of the accountant general issued guidelines to municipalities on how to account for the revenue and expenditure incurred on the construction of infrastructure that will then be handed over to Eskom once completed which brought changes to how municipalities have been accounting for the transactions related to the INEP grant allocations municipalities receive.

In compliance with the requirements of the guidelines the municipality has had to separately disclose revenue recognised from the allocation related to work performed where the resulting infrastructure will not belong to the municipality as construction contracts revenue to reflect the nature of activity carried out for the revenue to be recognised than the source of the fund which has always been the case.

This change was deemed necessary to comply with the requirements of the guidelines issued by the Office of the Accountant General.

Engagements with National and Provincial Treasuries were held during the year to discuss the implications of the guidelines on a number of issues but, by the time these annual financial statements were finalised for approval and submission for auditing there had been no conclusion on the matters raised in the discussions.

26. Rental of facilities and equipment

Facilities and equipment		
Leasehold fees	7,618,435	7,635,025
Rental of recreational facilities	339,517	334,838
	7,957,952	**7,969,863**

Included in the above rentals are operating lease rentals at straight-lined amounts of R 2,625,641 (2024: R 2,962,065) .

Notes to the Audited Annual Financial Statements

Figures in Rand	2025	2024

26. Rental of facilities and equipment (continued)

Minimum lease payments receivables		
Within one year	1,028,615	1,003,952
In second to fifth year inclusive	4,450,323	4,588,020
Over five years	794,242	2,207,320
	6,273,180	**7,799,292**

The municipality is leasing out certain property to Collins Property Investment (Browns Cash and Carry). The lease agreement has a term of 10 years and rentals escalate by CPI every anniversary. No contigent rents are receivable

Minimum lease payments receivables		
Within one year	867,728	803,452
In second to fifth year inclusive	4,222,888	3,910,082
Over five years	20,257,438	21,437,974
	25,348,054	**26,151,508**

The municipality is leasing out certain property to Blue Raindrops Trading CC. The lease agreement has a term of 20 years and rentals escalates by 8% every anniversary. No contigent rents are receivable

Minimum lease payments receivable		
Within one year	2,764,345	2,583,500
In second to fifth year inclusive	13,132,683	12,273,536
Over five years	84,174,877	87,798,371
	100,071,905	**102,655,407**

The municipality is leasing out certain property to Slip Knot Investment 11 (Proprietary) Limited (Enyuka Prop Holding Limited). The lease agreement has a term of 26 years and rentals escalates by 7% each anniversary date. No contigent rents are receivable.

Minimum lease payments receivables		
Within one year	163,284	151,190
In second to fifth year inclusive	794,641	735,780
Over five years	197,301	419,449
	1,155,226	**1,306,419**

The municipality is leasing out certain property to Cybromax. The lease agreement has a term of 10 years and rentals escalates by 8% each anniversary date. No contigent rents are receivable.

Minimum lease payments receivables		
Within one year	104,440	96,704
In second to fifth year inclusive	152,386	256,827
	256,826	**353,531**

The municipality is leasing out certain property to Jake Parkers (PTY) LTD. The lease agreement has a term of 5 years and rentals escalates by 8% each anniversary date. No contigent rents are receivable .

27. Interest received from receivables

Interest received from receivables	2,183,891	3,794,988

28. Agency services

Driver's Licenses	1,234,250	1,298,390

Notes to the Audited Annual Financial Statements

Figures in Rand	2025	2024

29. Other income

Commissions received	198,240	188,290
Losses recovered	202,029	80,515
Municipal debt recoveries	1,494,308	654,824
Other income - (rollup)	667,032	281,585
	2,561,609	**1,205,214**

The amount included in other revenue arising from exchanges of goods or services are as follows:

Sundry Income	184,078	104,772
Building plans	130,401	76,755
Advertising	105,358	92,467
Funeral fees	9,497	7,591
Pound sale	163,900	-
Impairment reversal	73,798	-
	667,032	**281,585**

30. Interest received from current and non current assets

Interest revenue		
Bank	39,421,269	34,468,001

Notes to the Audited Annual Financial Statements

Figures in Rand	2025	2024

31. Property rates

Rates income

Rates levied	22,852,923	21,713,167

Valuations

Residential	211,456,500	211,456,500
Commercial	830,740,500	830,740,500
State	1,182,448,500	1,182,448,500
Municipal	91,341,000	91,341,000
	2,315,986,500	**2,315,986,500**

Valuations on land and buildings are performed every 5 years by an independent valuer (currently being Sizanane Consulting). The last general valuation came into effect on 1 July 2019 to 30 June 2024. Due to delays in the finalisation of the new valuation roll the municipality applied for an extension of validity of the current valuation roll to 30 June 2025. Supplementary valuations are processed on an annual basis to take into account changes in individual property values due to alterations and subdivisions.

A general rate of R0.0144 (business), R0.0070 (Residential), R0.0130 (State) is applied to property valuations to determine assessment rates. Rebates of R55 000 are granted to residential and state property owners.

Rates are levied on an annual basis with the final date for payment being Monday, September 30, 2024 for annual payment . Interest at prime plus 1% per annum (2024: 1%) is levied on rates outstanding 30 days after due.

The municipality revaluated municipal properties that have lease agreement, for the purpose of renewing lease agreement.

32. Fines, Penalties and Forfeits

Illegal connections fines	-	-
Law enforcement	25,300	13,700
Pound fines	15,942	30,710
Municipal traffic fines	1,032,500	1,241,400
	1,073,742	**1,285,810**

33. Licences and permits (non-exchange)

Trading	4,978	7,149
Road and Transport	2,165,652	2,095,142
	2,170,630	**2,102,291**

34. Interest received (non exchange)

Interest - non exchange	5,242,681	5,200,308
Interest - financial asset	286,363	308,851
Interest- trust held amount	10,375	32,052
	5,539,419	**5,541,211**

Notes to the Audited Annual Financial Statements

Figures in Rand	2025	2024

35. Government grants & subsidies

Operating grants		
Equitable share	359,441,000	341,204,000
INEP Operational	403,118	-
IDP District Grant	150,000	100,000
MIG Operational	2,825,600	2,679,125
Financial Management Grant	2,093,420	2,100,000
Expanded Public Works Programme Grant	2,981,004	3,042,000
LGSET / Skills Development Grant	252,357	239,856
Dept Sport & Culture - Library	499,996	360,623
DEDEAT- Alien Plant Vegetation	157,890	-
Disaster Relief /response Grant	-	2,894,976
	368,804,385	**352,620,580**
Capital grants		
Municipal Infrastructure Grant	53,686,400	50,905,871
Integrated National Electrification Programme	5,557,356	-
Disaster Recovery Grant	1,904,740	4,671,132
Disaster Response grant	5,923,773	10,370,985
Dept Sport & Culture - Library	515,500	-
General Budget Support Grant	-	2,533,801
	67,587,769	**68,481,789**
	436,392,154	**421,102,369**

Conditional and Unconditional

Included in above are the following grants and subsidies received:

Conditional grants received	90,931,831	87,784,822
Unconditional grants received	359,441,000	341,543,856
Unspent conditional grants	(13,980,677)	(8,226,309)
	436,392,154	**421,102,369**

Equitable Share

In terms of the Constitution, this grant is used to subsidise the provision of basic services to indigent community members.

All registered indigents receive a monthly subsidy of R 4,698,645 (2024: R 3,598,342), which is funded from the grant.

Equitable Share

Current-year receipts	359,441,000	341,204,000
Conditions met - transferred to revenue	(359,441,000)	(341,204,000)
	-	**-**

DSRAC Library Grant

Balance unspent at beginning of year	139,377	-
Current-year receipts	1,147,000	500,000
Conditions met - transferred to revenue	(1,015,497)	(360,623)
	270,880	**139,377**

The spending conditions in relation to the grant received was not met fully, therefore the grant remains a liability as disclosed in the statement of financial position in unspent conditional grants. (see note 20).

Notes to the Audited Annual Financial Statements

Figures in Rand	2025	2024

35. Government grants & subsidies (continued)

LGSETA / Skills Development Grant

Current-year receipts	252,357	239,855
Conditions met - transferred to revenue	(252,357)	(239,855)
	-	-

The municipality fully met the spending conditions and the whole allocation was transferred to revenue.

EPWP Grant

Balance unspent at beginning of year	4	4
Current-year receipts	2,981,000	3,042,000
Conditions met - transferred to revenue	(2,981,004)	(3,042,000)
	-	**4**

The municipality fully met the spending conditions and the whole allocation was transferred to revenue.

Integrated National Electrification Grant

Current-year receipts	5,960,474	-
Conditions met - transferred to revenue	(5,960,474)	-
	-	-

The municipality fully met the spending conditions and the whole allocation was transferred to revenue.

Financial Management Grant

Current-year receipts	2,100,000	2,100,000
Conditions met - transferred to revenue	(2,093,420)	(2,100,000)
	6,580	-

The spending conditions in relation to the grant received was not met fully, therefore the grant remains a liability as disclosed in the statement of financial position in unspent conditional grants. (see note 20).

Disaster Recovery Grant

Balance unspent at beginning of year	1,400,297	6,071,429
Current-year receipts	21,829,000	-
Conditions met - transferred to revenue	(1,904,740)	(4,671,132)
	21,324,557	**1,400,297**

The spending conditions in relation to the grant received was not met fully, therefore the grant remains a liability as disclosed in the statement of financial position in unspent conditional grants. (see note 20).

District IDP Grant

Current-year receipts	150,000	100,000
Conditions met - transferred to revenue	(150,000)	(100,000)
	-	-

The municipality fully met the spending conditions and the whole allocation was transferred to revenue..

GIS Grant - Alfred Nzo

Balance unspent at beginning of year	100,000	100,000

The spending conditions in relation to the grant received was not met fully, therefore the grant remains a liability as disclosed in the statement of financial position in unspent conditional grants(see note 20).

Notes to the Audited Annual Financial Statements

Figures in Rand	2025	2024

35. Government grants & subsidies (continued)

Municipal Infrastructure Grant

Balance unspent at beginning of year	2	2
Current-year receipts	56,512,000	53,585,000
Conditions met - transferred to revenue	(56,512,001)	(53,585,000)
	1	**2**

The municipality fully met the spending conditions and the whole allocation was transferred to revenue.

General Budget Support Grant

Balance unspent at beginning of the year	6,634,045	2,015,384
Current-year receipts	-	9,167,822
Conditions met - transferred to revenue	-	(2,533,800)
Surrendered to the National revenue fund during the year	(6,634,022)	(2,015,361)
	23	**6,634,045**

The spending conditions in relation to the grant received was not met fully,therefore the grant was returned to the funder.

Disaster Response Grant

Balance unspent at beginning of the year	5,924,040	-
Current-year receipts	-	19,190,000
Conditions met - transferred to revenue	(5,923,773)	(13,265,960)
	267	**5,924,040**

The municipality fully met the spending conditions and the whole allocation was transferred to revenue.

Greenest Municipality Grant

Balance unspent at beginning of year	211,686	11,686
Current-year receipts	-	200,000
Conditions met - transferred to revenue	(157,890)	-
	53,796	**211,686**

The spending conditions in relation to the grant received was not met fully, therefore the grant remains a liability as disclosed in the statement of financial position in unspent conditional grants (see note 20).

Changes in level of government grants

Based on the allocations set out in the Division of Revenue Act, (B4 of 2024), an average increase of about 6% in the level of government grant funding are expected over the forthcoming 3 financial years.

Notes to the Audited Annual Financial Statements

Figures in Rand	2025	2024

36. Employee related costs

Basic	95,255,369	89,428,571
Bonus	6,895,256	6,527,990
Medical aid - company contributions	7,313,949	6,454,289
UIF	589,765	571,755
SDL	1,374,401	1,285,989
Provision for leave	2,741,703	3,834,284
Cellphone allowance	705,619	691,938
Pension fund contribution	12,669,022	11,947,998
Bargaining council contribution	38,373	35,858
Overtime payments	1,244,572	1,674,514
Long-service awards	689,396	815,302
Car allowance	10,361,118	9,789,484
Housing benefits and allowances	4,638,979	4,377,817
Shift Allowance	879,975	821,612
Standby and Uniform Allowance	1,470,181	1,344,011
	146,867,678	**139,601,412**

Remuneration of Municipal Manager		
Annual remuneration	1,089,283	1,074,449
Car allowance	412,536	400,870
Other	167,654	396,111
	1,669,473	**1,871,430**
Remuneration of Senior Manager: Chief Financial Officer		
Annual remuneration	807,189	836,337
Car allowance	319,679	322,692
Other	290,486	387,164
	1,417,354	**1,546,193**
Remuneration of Senior Manager: Corporate Services		
Annual remuneration	919,548	913,585
Car allowance	229,441	222,953
Other	214,031	341,480
	1,363,020	**1,478,018**
Remuneration of Senior Manager: Community Services		
Annual remuneration	902,892	839,069
Car allowance	176,661	172,419
Other	241,476	359,865
	1,321,029	**1,371,353**
Remuneration of Senior Manager: Engineering Services		
Annual remuneration	914,749	873,435
Car allowance	392,871	358,283
Other	14,780	145,514
	1,322,400	**1,377,232**
Remuneration of Senior Manager: Planning and Development		
Annual remuneration	925,461	910,553
Car allowance	229,441	222,952
Other	211,901	318,652
	1,366,803	**1,452,157**

Notes to the Audited Annual Financial Statements

Figures in Rand	2025	2024

37. Remuneration of councillors

Cellphone Allowance	3,005,916	3,002,947
Public Office Allowance	1,238,778	1,207,846
Car Allowance	6,114,071	5,960,954
Annual remuneration	17,436,295	16,987,730
	27,795,060	**27,159,477**

38. Depreciation and amortisation

Property, plant and equipment	52,263,232	45,845,954
Intangible assets	160,667	128,594
	52,423,899	**45,974,548**

39. Impairment loss

Impairments

Property, plant and equipment	6,755,373	9,252,340

During the impairment assessment, the municipality identified assets that need to impaired due to their condition.
Property, plant and equipment class, community assets category was affected by heavy rains and wind in June 2025 causing severe damages in various arears of Mbizana. The municipality performed an assessment of property,plant and equipment where it was found that community halls in Ndunge – Ntshamathe, Sithukuthezi and Etyeni were badly damaged. The assessment of damages on the community halls is R1 406 056.45. A 13 ton truck with the registration number JNG 815 EC was damaged during the year with the damages assessed to be affecting the engen which requires replacement at a cost above the asset net book value. This resulted in an impairment of R529 894.40 being processed on the truck.

During the year the municipality completed and took occupation of the Mbizana Civic Center offices which have been found to be flooding when it is raining. This has resulted in the waterproofing and ceiling being damaged. The damages have been assessed to require an amount of R4 787 004.70 to repair the damages. This amount has been processed against the cost of the structure as an impairment.

The impaired amount was:

Community assets	R1 406 056.45
Machinery and equipment	R 529 894.40
Buildings	R 4 787 004.70
Furniture & office equipment	R 32 418.00

Notes to the Audited Annual Financial Statements

Figures in Rand	2025	2024

40. Interest and penalties

Penalties	1,997,289	9,607
Interest paid	183,151	40,555
	2,180,440	**50,162**

Sometime in 2023 the National Treasury issued guidelines that resulted to a change in the accounting for INEP grant where the municipality is constructing infrastructure that will not be operated by municipality. This change resulted in the revenue recognised from the grant being regarded to be general revenue which should have been recognised exclusive of VAT. This change affected all the financial years where the municipality implemented INEP projects with the municipality allowed to resubmit VAT declaration for only the past 5 years. The municipality made this submission in the current year and a statement from SARS returned with penalties and interest which have been included in the fruitless and wastefull expenditure register as well as the disclosures thereof.

This has been reported to council for investigation while engagements are still ongoing with SARS to reverse the penalties and interest as these resulted from a change that was only communicated in 2023 and there were still discussions ongoing between municipalities affected, Provincial and National Treasury..

41. Lease rentals on operating lease

Equipment		
Contractual amounts	6,923,442	5,723,859

Operating lease payments represents rentals payable by the municipality for certain of its office equipment. Leases are negotiated for an average term of three years and rentals are fixed for an average of three years. No contigent rent is payable.

42. Debt impairment

Movement-allowance for doubtful debts	6,629,622	2,117,030
Bad debts written off	1,339,298	123,529
	7,968,920	**2,240,559**

Since the outbreak of the COVID 19 pandemic, Russia/Ukrain conflict and Israel /Hamas turmoil the state of the economy in the country continues to deteriorate and therefore affecting people's affordability to pay for municipal levies and services. Furthermore, an increase in unemployment and poverty also resulted in consumer family priorities shifting to basic needs. It has also been noted that a culture of non-payment and entitlement in consumption of municipal services has, to some extent increased the non-payment of municipal services.

This has resulted in the municipality's assessment indicating that more debt may not be collectible resulting in a increase in the allowance for doubtful debts for the period as indicated above.

Notes to the Audited Annual Financial Statements

Figures in Rand	2025	2024

43. Bulk purchases

Electricity - Eskom	53,481,023	43,466,987

Electricity losses

	Number 2025	Number 2024		
Units purchased	23,628,009	21,290,744	53,481,023	43,466,987
Units sold	(20,318,715)	(19,471,955)	(52,954,311)	(47,940,125)
Total loss	**3,309,294**	**1,818,789**	**526,712**	**(4,473,138)**
Comprising of:				
Technical losses	2,845,132	1,818,789	5,645,469	3,644,360
Non-technical losses	464,162	-	919,030	-
Total	**3,309,294**	**1,818,789**	**6,564,499**	**3,644,360**
Percentage Loss:				
Technical losses	12 %	9 %	12 %	9 %
Non-technical losses	2 %	- %	2 %	- %
Total	**14 %**	**9 %**	**14 %**	**9 %**

According to the NERSA cost of supply framework the tolerable range for energy losses is 5% to 12%.

The technical losses are assumed to be a maximum of 12% which is the maximum allowed in terms of NERSA guidelines, therefore, the municipality has used this assumption to estimate the technical losses with anything above the 12% considered to be non-technical losses as disclosed above.

The municipality is in the process of developing a loss control improvement plan that will be monitored by the structures of council on a monthly basis until the losses are back to within the acceptable range.

Notes to the Audited Annual Financial Statements

Figures in Rand	2025	2024
44. Contracted services		
Outsourced Services		
Catering Services	141,980	211,870
Internal Auditors	2,605,060	1,139,651
Meter Management	233,781	1,115,825
Personnel and Labour	2,969,369	3,062,852
Refuse Removal	4,830,018	676,726
Transport Services	901,664	1,088,143
Consultants and Professional Services		
Business and Advisory	14,445,183	7,691,886
Infrastructure and Planning	-	196,000
Legal Cost	7,406,165	9,663,460
Contractors		
Auctioneers	108,535	-
Catering Services	4,262,690	3,602,868
Electrical	20,303,973	23,015,640
Employee Wellness	-	11,031
Event Promoters	479,504	805,085
Maintenance of Buildings and Facilities	2,959,526	1,869,078
Maintenance of Equipment	388,124	2,798,588
Maintenance of Assets	21,471,899	16,593,389
Pest Control and Fumigation	-	25,950
Safeguard and Security	10,525,245	9,237,700
Stage and Sound Crew	2,500	5,000
	94,035,216	**82,810,742**
45. Transfer and subsidies		
Other subsidies		
SMME Support	4,984,480	2,805,345

The municipality through its LED section supports qualifying small businesses and farmers with necessary equipment and tools to make their operations sustainable. The projects are selected through council processes and supported as per the required assistance which is only in the forms of tools and equipment.

Notes to the Audited Annual Financial Statements

Figures in Rand	2025	2024
46. General expenses		
Advertising	233,796	285,450
Auditors remuneration	5,204,334	3,852,656
Bank charges	206,101	157,557
Commission paid	642,639	603,292
Consumables	6,224,702	5,761,352
Promotional material and gifts	3,091,802	2,927,798
Hire	3,170,411	4,449,252
Insurance	2,137,393	2,045,540
IT expenses	2,638,996	2,236,411
Magazines, books and periodicals	400,950	446,448
Motor vehicle expenses	155,930	272,920
Fuel and oil	4,590,484	5,001,691
Placement fees	50,257	20,002
Postage and courier	-	291
Protective clothing	2,657,410	1,751,932
Subscriptions and membership fees	89,936	112,061
Telephone and fax	4,813,693	3,988,462
Training	772,143	2,379,189
Travel - local	8,633,845	7,435,584
Travel - overseas	29,430	87,951
Assets expensed	58,600	12,250
Free basic services	4,698,645	3,598,342
Vehicle registration fees	319,530	349,017
Ward committee fees	6,106,112	7,086,476
Settlement discounts	1,783,039	-
Other expenses	1,612,697	1,720,850
Dumping site rehabilitation	1,672,268	2,385,168
	61,995,143	**58,967,942**
47. Loss on disposal of assets		
Gain or loss on disposal of assets and liabilities	(2,796,915)	(13,016,021)
48. Fair value adjustments		
Investment property (Fair value model)	4,324,800	7,084,700
49. Auditors' remuneration		
Fees	5,204,334	3,852,656

Notes to the Audited Annual Financial Statements

Figures in Rand	2025	2024
50. Cash generated from operations		
Surplus	133,423,643	144,404,846
Adjustments for:		
Depreciation and amortisation	52,423,899	45,974,548
Gains or loss on sale of assets and liabilities	2,796,915	13,016,021
Fair value adjustments	(4,324,800)	(7,084,700)
Impairment deficit	6,755,373	9,252,340
Debt impairment	7,968,920	2,240,559
Movements in operating lease assets and accruals	(3,019,487)	(3,406,375)
Movements in short - term benefits	1,963,059	3,056,107
Movements in provisions	1,336,507	600,824
Prior year adjustments	867,562	6,780,597
Changes in working capital:		
Inventories	(460,250)	597,348
Other Receivables from exchange transactions	(979,258)	447,494
Receivables from exchange transactions	(4,526,913)	(23,282,334)
Receivables from non-exchange transactions	711,868	(1,894,157)
Statutory receivables	(5,198,689)	(5,546,634)
Prepayments	(634,650)	1,862,726
Payables from exchange transactions	(13,752,653)	23,374,312
VAT	4,304,416	10,004,927
Payablesf from non-exchange transactions	7,346,653	6,210,949
Consumer deposits	27,993	(644)
Other financial assets	(286,368)	(4,772,724)
	186,743,740	**221,836,030**

Notes to the Audited Annual Financial Statements

Figures in Rand	2025	2024

51. Commitments

Authorised capital expenditure

Already contracted for but not provided for		
• Infrastructure Assets	106,656,412	39,691,587
• Integrated Electrification projects	8,144	-
• Community Assets	8,066,415	6,905,232
• Other Assets	7,872,300	9,484,764
	122,603,271	**56,081,583**
Total capital commitments		
Already contracted for but not provided for	122,603,271	56,081,583

Authorised operational expenditure

Already contracted for but not provided for		
• Operational Expenditure	24,998,463	31,072,546
• Integrated Electrification projects	-	5,039,339
	24,998,463	**36,111,885**
Total operational commitments		
Already contracted for but not provided for	24,998,463	36,111,885

Total commitments

Total commitments		
Authorised capital expenditure	122,603,271	56,081,583
Authorised operational expenditure	24,998,463	36,111,885
	147,601,734	**92,193,468**

Adjustments to opening balance:

Fencing of Majazi Disposal Site

A retention amount pertaining to the landfill site was not raised during the previous financial year (2023-2024). This was only flagged in the current financial period (2024-2025), as we were preparations for its release that it was never raised. We have then raised the first retention held in period 15 to correct this error. The net adjustment is R2 986 510.35

Supply and delivery of periodicals

The expenditure for supply and delivery of periodicals was disclosed incorrectly as 58 200 instead of 15 720. the expenditure has been adjusted to the correct amount of 15 270

Construction of Mbizana Town Hall

A verification of invoices revealed that there is a variation order that was identified to be duplicated in the 2023-24 FY as well as an expenditure reversal that was not captured in 2022-23 FY. The net adjustment to the opening balance is R14 730.02

Operating leases - as lessee (expense)

Rental expenses relating to operating leases		
Munsoft minimum lease payments due		
Within one year	2,306,279	4,745,027
2 -5 years	5,869,095	-
	8,175,374	**4,745,027**
Techseeds Minimum Lease payments due		
Within one year	-	1,352,222

Figures in Rand	2025	2024

51. Commitments (continued)

Operating lease payments represent rentals payable by the municipality for certain of its office equipment and financial system. Leases are entered into for an average of 3 to 5 years with rentals fixed for the period. No contingent rent is payable.

Amounts disclosed are actual rental amounts because the lease smoothing demonstrated there is no significant difference between the average payable and the actual lease rentals.

52. Contingencies

At year end the municipality had the following contingent liabilities.

Cases against the municipality.

Case 1 Vuyokazi Tobo vs Winnie Madikizela-Mandela Local Municipality Claim for payment of R2 500 000 i.r.o damages for injuries allegedly caused as a result of being shot by an employee. A notice of Intention to tax and first respondent's party to party bill was served and filed on the 28 March 2024. Matter is ready for trial waiting for plaintiffs' attorney.	500,000	500,000
Case 2 Philile Vincent Hlongwe vs Winnie Madikizela Mandela local municipality Claim for payment of R19 637 500 i.r.o damages for injuries allegedly caused as a result of being shot by an employee.	-	5,000,000
Case 3 Mohamed Randareen vs Winnie Madikizela Mandela local municipality Claim for electricity costs after meter tempering and/or incorrect billing.Matter heard in January 2025, Plaintiffs withdrew the application – each Party to tender own costs.	-	148,000
Case 4 Iqhayiya Design and workshop vs Winnie Madikizela Mandela local municipality Arbitration amounting to R665 573.70 for termination of contract MBIZLM 1212017.Iqhayiya failed to sit the arbitration, as per the order the amounted vested in the trust account of our attorney was returned to the Municipality with some interest accrued – R708 001.00 interest being R42 427.30	-	665,574
Case 5 Lucky Shusha vs Winnie Madikizela Mandela local municipality Matter involving request of access to information on various projects done by the municipality.Matter argued in favour of the applicant, Respondent (Municipality)to directed to notify 3rd Parties affected in accordance with s 47 of PAIA and to comply with timeframes as per the Act. Respondent directed to pay costs of the application	-	50,000
Case 6 Zwelemfundo Mbonwa and three others vs Winnie Madikizela Mandela local municipality and SAPS Claim in regards to seizure of goods belonging to Mr Mbonwa who is a hawker amounting to R118 060. Matter is set down for hearing on the 28 August 2025.The coart issued a judgement in favour of the municipality.	-	118,060
Case 7 Bongani Dinga vs WMM LM Summons issued iro claim for damages - burst tires due to potholes. Notice of intention to defend was filed subsequent to that a rule 23(15) notice was issued to the plaintiff to make documents available for inspection. No response has been received from the Plaintiff	18,500	-
Case 8 Mthetheleli Ncayiyana& Others// WMM LM Application (Notice of Motion) iro alleged unlawful deductions on applicants salaries by the Respondent.Applicant has filed and served their Replying affidavit	382,122	-
	-	-
	900,622	**6,481,634**

For all the legal matters above,there are uncertainties regarding the timing and the estimated future monetary outflows and whether, or not, the municipality will be liable to pay for the legal fees and the timing of such. These matters are still ongoing.

Case 2 Philile Vincent Hlongwe vs Winnie Madikizela Mandela local municipality: the court delivered a judgement on this particular case on the 10 September 2024 in favour of the municipality.

Contingent assets

At year end the municipality had no contingent assets.

Notes to the Audited Annual Financial Statements

Figures in Rand	2025	2024

53. Related parties

Relationships	
Mayor	Ms TD Mafumbatha
Speaker	Mr Z Mhlwazi
Whip of Council	Mr M Mbele
Executive Council members - Full time	4 members
Executive Council members - part time	5 members
Council members	52 members
Section 57 managers	6 members

Related party balances

Amounts owing by related parties		
Councillor Overpayment	468,971	468,971
Compensation to Accounting officer and key management		
Municipal Manager	1,801,961	1,673,101
Chief Financial Officer	1,487,144	1,435,896
Senior Manager - Corporate services	1,426,600	1,394,926
Senior Manager - Community services	1,490,777	1,269,347
Senior Manager - Engineering services	1,501,462	1,593,217
Senior Manager - Development Planning	1,534,156	1,350,097
Mayor	1,055,922	1,031,324
Speaker	854,144	834,459
Whip of Council	804,039	756,430
Councilllors	25,080,954	24,537,264

The Mayor, Speaker and Whip of Council are full time. Each is provided with an ofifce and secretarial support at the cost of the council.

The Mayor, and Speaker have the use of council owned vehicles for official duties.

The Mayor has one full-time bodyguard and driver.

The Speaker has one full-time bodyguard and driver

Key management information

Class	Description	Number
Mayor	Councillor	1
Speaker	Councillor	1
Whip of Council	Councillor	1
Executive committee	Councillors	9
Councillors	Councillors	52
Municipal Manager	Accounting officer	1
Chief Financial Officer	Senior Manager	1
Senior Manager - Corporate services	Senior Manager	1
Senior Manager - Community services	Senior Manager	1
Senior Manager - Engineering services	Senior Manager	1
Senior Manager - Corporate services	Senior Manager	1

Remuneration of management

Management class: Councillors

2025

	Basic salary	Travel/ Car allowance	Cellphone Allowance	Public Office	Total
Name					
Mayor	706,243	252,230	47,004	50,446	1,055,923
Speaker	564,998	201,785	47,004	40,357	854,144
Whip of Council	529,924	189,259	47,004	37,852	804,039
MPAC Chairperson	514,149	183,624	47,004	36,725	781,502
Executive commitee members	3,588,510	1,281,611	423,036	256,322	5,549,479
Councillors	11,532,472	4,005,563	2,394,864	817,074	18,749,973

Notes to the Audited Annual Financial Statements

Figures in Rand	2025	2024

53. Related parties (continued)

	17,436,296	**6,114,072**	**3,005,916**	**1,238,776**	**27,795,060**

2024

	Basic salary	Travel/ Car allowance	Cellphone Allowance	Public Office	Total
Name					
Mayor	689,024	246,080	47,004	49,216	1,031,324
Speaker	551,218	196,864	47,004	39,373	834,459
Whip of Council	496,599	177,356	47,004	35,471	756,430
MPAC Chairperson	501,608	179,146	47,004	35,830	763,588
Executive Committee members	3,775,661	1,348,450	467,820	269,690	5,861,621
Councillors	10,972,760	3,813,661	2,347,328	778,306	17,912,055
	16,986,870	**5,961,557**	**3,003,164**	**1,207,886**	**27,159,477**

Management class: Executive management

2025

	Basic salary	Travel/ Car allowance	Other benefits	Total
Name				
Municipal Manager	1,089,283	412,536	300,142	1,801,961
Chief Financial Officer	807,189	319,679	360,276	1,487,144
Senior Manager: Development Planning.	925,461	229,441	379,254	1,534,156
Senior Manager: Engineering Services	914,749	392,871	193,841	1,501,461
Senior Manager: Corporate Services	919,548	229,441	277,611	1,426,600
Senior Manager: Community Services	902,892	176,661	411,224	1,490,777
	5,559,122	**1,760,629**	**1,922,348**	**9,242,099**

2024

	Basic salary	Travel/ Car allowance	Other benefits	Total
Name				
Municipal Manager	1,074,449	400,870	197,782	1,673,101
Chief Financial Officer	836,337	322,692	276,867	1,435,896
Senior Manager: Development Planning	910,553	222,952	216,592	1,350,097
Senior Manager: Engineering Services	873,435	358,283	361,499	1,593,217
Senior Manager: Corporate Services	913,585	222,952	258,388	1,394,925
Senior Manager: Community Services	839,070	172,419	257,859	1,269,348
	5,447,429	**1,700,168**	**1,568,987**	**8,716,584**

Management class: Key advisors/Sub committees

2025

	Fees for services as a member of management	Travel claims	Total
Audit and Risk committee members			
Chairperson of the audit committee	139,662	9,947	149,609
Audit committee members	89,069	11,472	100,541
Chairperson of the risk management committee	82,106	5,132	87,238
	310,837	**26,551**	**337,388**

Notes to the Audited Annual Financial Statements

Figures in Rand	2025	2024

53. Related parties (continued)

2024

	Fees for services as a member of management	Travel claims	Total
Audit and Risk committee members			
Chairperson of the audit committee	86,536	1,908	88,444
Chairperson of the risk management committee	43,502	3,979	47,481
Audit committee members	64,977	32,013	96,990
	195,015	**37,900**	**232,915**

54. Risk management

Financial risk management

The municipality's activities expose it to a variety of financial risks: market risk (including currency risk, fair value interest rate risk, cash flow interest rate risk and price risk), credit risk and liquidity risk.

The municipality's overall risk management program focuses on the unpredictability of financial markets and seeks to minimise potential adverse effects on the municipality's financial performance. Risk management is carried out by a central treasury department (entity treasury) under policies approved by the accounting officer. Municipality treasury identifies, evaluates and hedges financial risks in close co-operation with the municipality's operating units. The accounting officer provide written principles for overall risk management, as well as written policies covering specific areas.

Liquidity risk

The municipality's risk to liquidity is a result of the funds available to cover future commitments. The municipality manages liquidity risk through an ongoing review of future commitments and credit facilities.

Cash flow forecasts are prepared and adequate utilised borrowing facilities are monitored.

The table below analyses the municipality's financial liabilities and net-settled derivative financial liabilities into relevant maturity groupings based on the remaining period at the statement of financial position to the contractual maturity date. The amounts disclosed in the table are the contractual undiscounted cash flows. Balances due within 12 months equal their carrying balances as the impact of discounting is not significant.

At June 30, 2025	Less than 1 year	Between 1 and 2 years	Between 2 and 5 years	Over 5 years
Payables from exchange transactions	64,377,772	-	-	-
Consumer deposit	18,425	2,353	176,310	322,646

At June 30, 2024	Less than 1 year	Between 1 and 2 years	Between 2 and 5 years	Over 5 years
Payables from exchange transactions	78,130,425	-	-	-
Consumer deposit	2,353	2,986	168,618	322,646

Liquidity risk is mainly concentrated on the trade and other payables balance. The municipality does not have any collateral and /or credit enhancements that aid in the mitigation of the liquidity risk.

Notes to the Audited Annual Financial Statements

Figures in Rand	2025	2024

54. Risk management (continued)

Credit risk

Credit risk consists mainly of cash deposits, cash equivalents, derivative financial instruments and trade debtors. The municipality only deposits cash with major banks with high quality credit standing and limits exposure to any one counter-party.

Trade receivables comprise a widespread customer base. Management evaluated credit risk relating to customers on an ongoing basis. If customers are independently rated, these ratings are used. Otherwise, if there is no independent rating, risk control assesses the credit quality of the customer, taking into account its financial position, past experience and other factors.

The financial assets carried at amortized cost exposed the municipality to credit risk. The value of the maximum exposure to credit risk are as follows for each class of financial assets at amortized cost.

Financial instrument	2025	2024
Cash and Cash Equivalent	540,241,859	460,788,282
Other receivables from exchange transactions	2,304,142	1,324,884
Receivables from non-exchange transactions	3,409,179	4,121,047
Receivables from exchange transactions	39,718,901	43,160,908

Market risk

Interest rate risk

The municipality limits its interest risk exposure by only conducting business with financial institutions registered in terms of Bank Act 94 of 1990.

55. Going concern

We draw attention to the fact that at June 30, 2025, the municipality had an accumulated surplus (deficit) of R 1,507,219,020 and that the municipality's total assets exceed its liabilities by R 1,507,219,020.

The audited annual financial statements have been prepared on the basis of accounting policies applicable to a going concern. This basis presumes that funds will be available to finance future operations and that the realisation of assets and settlement of liabilities, contingent obligations and commitments will occur in the ordinary course of business.

The ability of the municipality to continue as a going concern is dependent on a number of other factors. The most significant of these is that the accounting officer continue to source and explore more funding for the ongoing operations for the municipality

Notes to the Audited Annual Financial Statements

Figures in Rand	2025	2024

56. Fruitless and wasteful expenditure

Opening balance as previously reported	20,400	20,400
Add: Fruitless and wasteful expenditure identified - current	2,180,440	50,783
Less: Transferred to receivables for recovery	-	(40,554)
Less: Amount written off - prior period	-	(10,229)
Closing balance	**2,200,840**	**20,400**

This has been reported to council for investigation while engagements are still ongoing with SARS to reverse the penalties and interest as these resulted from a change that was only communicated in 2023 and there were still discussions ongoing between municipalities affected, Provincial and National Treasury.

Notes to the Audited Annual Financial Statements

Figures in Rand		2025	2024

56. Fruitless and wasteful expenditure (continued)

Details of fruitless and wasteful expenditure

	Disciplinary steps taken/criminal proceedings		
SARS fines and penalties	Amounts under investigation	2,180,440	-
SARS fines and penalties	Amount written off, no disciplinary actions taken	-	9,607
Interest on Overdue account	Recovery process is underway	-	40,554
Cancellation fee charged	Amount written off, no disciplinary actions taken	-	622
		2,180,440	**50,783**

Sometime in 2023 the National Treasury issued guidelines that resulted to a change in the accounting for INEP grant where the municipality is constructing infrastructure that will not be operated by municipality. This change resulted in the revenue recognised from the grant being regarded to be general revenue which should have been recognised exclusive of VAT. This change affected all the financial years where the municipality implemented INEP projects with the municipality allowed to resubmit VAT declaration for only the past 5 years. The municipality made this submission in the current year and a statement from SARS returned with penalties and interest which have been included in the fruitless and wastefull expenditure register as well as the disclosures thereof.

This has been reported to council for investigation while engagements are still ongoing with SARS to reverse the penalties and interest as these resulted from a change that was only communicated in 2023 and there were still discussions ongoing between municipalities affected, Provincial and National Treasury.

Amount recovered

After the council committee investigations, council adopted the council committee recommendations to recover an amount of R 40,554 from the Manager concerned in line with his acceptance of liability.

A corresponding debtor was raised in the books of the municipality for an amount of R40 554 which was classified as fruitless & wasteful expenditure in the prior year and to-date the municipality has recovered the full amount of R40 554,00

57. Irregular expenditure

Opening balance as previously reported	167,516,493	94,320,839
Add: Irregular expenditure - current	69,098,889	945,404
Add: Adjustment	-	74,092,311
Less: Amount written off - current	(236,341,731)	(1,842,061)
Closing balance	**273,651**	**167,516,493**

Notes to the Audited Annual Financial Statements

Figures in Rand		2025	2024

57. Irregular expenditure (continued)

Incidents/cases identified/reported in the current year include those listed below:

	Disciplinary steps taken/criminal proceedings		
Non compliance with SCM regulations	The bidder's quotation had calculation errors which were not picked up while other bidders were eliminated for the same reasons.	-	62,104
Non compliance with SCM regulations	The bidder did not submit bill of quantities to support total bill amount	-	883,300
Non compliance with SCM regulations	Bidder's allocation process was found not to be in line with s217 of the Constitution	-	3,175,490
Non compliance with SCM regulations	Bidder's allocation process was found not to be in line with s217 of the Constitution	-	1,735,843
Non compliance with SCM regulations	Bidder's allocation process was found not to be in line with s217 of the Constitution	-	1,834,325
Non compliance with SCM regulations	Bidder's allocation process was found not to be in line with s217 of the Constitution	-	658,599
Non compliance with SCM regulations	Bidder's allocation process was found not to be in line with s217 of the Constitution	-	6,617,465
Non compliance with SCM regulations	Bidder's allocation process was found not to be in line with s217 of the Constitution	-	6,769,178
Non compliance with SCM regulations	Bidder's allocation process was found not to be in line with s217 of the Constitution	-	7,589,469
Non compliance with SCM regulations	Bidder's allocation process was found not to be in line with s217 of the Constitution	-	7,035,678
Non compliance with SCM regulations	Bidder's allocation process was found not to be in line with s217 of the Constitution	-	5,987,950
Non compliance with SCM regulations	Bidder's allocation process was found not to be in line with s217 of the Constitution	-	8,230,349
Non compliance with SCM regulations	Bidder's allocation process was found not to be in line with s217 of the Constitution	-	3,784,527
Non compliance with SCM regulations	Bidder's allocation process was found not to be in line with s217 of the Constitution	-	6,454,890
Non compliance with SCM regulations	Bidder's allocation process was found not to be in line with s217 of the Constitution	-	7,045,790
Non compliance with SCM regulations	Bidder's allocation process was found not to be in line with s217 of the Constitution	-	6,884,983
Non compliance with SCM regulations	Bidder's allocation process was found not to be in line with s217 of the Constitution	-	287,772
Non compliance with SCM regulations	Bidder's allocation process was found not to be in line with s217 of the Constitution	5,572,129	-
Non compliance with SCM regulations	Bidder's allocation process was found not to be in line with s217 of the Constitution	80,000	-
Non compliance with SCM regulations	Bidder's allocation process was found not to be in line with s217 of the Constitution	5,592,142	-
Non compliance with SCM regulations	Bidder's allocation process was found not to be in line with s217 of the Constitution	89,777	-
Non compliance with SCM regulations	Bidder's allocation process was found not to be in line with s217 of the Constitution	2,556,735	-
Non compliance with SCM regulations	Bidder's allocation process was found not to be in line with s217 of the Constitution	5,902,666	-
Non compliance with SCM regulations	Bidder's allocation process was found not to be in line with s217 of the Constitution	2,300,539	-
Non compliance with SCM regulations	Bidder's allocation process was found not to be in line with s217 of the Constitution	5,135,549	-
Non compliance with SCM regulations	Bidder's allocation process was found not to be in line with s217 of the Constitution	4,744,852	-
Non compliance with SCM regulations	Bidder's allocation process was found not to be in line with s217 of the Constitution	4,880,238	-
Non compliance with SCM regulations	Bidder's allocation process was found not to be in line with s217 of the Constitution	22,241,998	-
Non compliance with SCM regulations	Bidder's allocation process was found not to be in line with s217 of the Constitution	857,060	-
Non compliance with SCM regulations	Bidder's allocation process was found not to be in line with s217 of the Constitution	8,871,583	-
Non compliance with SCM Regulations	Contract amendment found into contravention of s116(3)(b) of the MFMA	273,651	-
		69,098,919	**75,037,712**

The opening balance for 2022/23 financial year was adjusted on the 2023/24 audited annual financial statements to include expenditures incurred between 2019/20 and 2021/22 that were discovered in the current year and reported in the next council meeting as they came up during the Audit

Notes to the Audited Annual Financial Statements

Figures in Rand	2025	2024

57. Irregular expenditure (continued)

The expenditure incurred in the 2023/24 and 2022/23 financial years was adjusted to include expenditure incurred in those years relation to the allocation process for panels that was found not to be fully in line with the requirements of s217 of the constitution and therefore not in compliance with the SCM regulations as well.

The reported current year opening balances of irregular expenditure discovered during the 2023/24 audit were reported to council, investigated and written off in the current year together with the current year expenditures incurred on all panel allocations that have already been done before the finding was raised.

During the review of all payment requests received during the year it was identified that a variation order on a construction contract in excess of 20% of the award amount for maintenance of streetlights did not comply with requirements of MFMA Circular no.62 in relation to compliance with s116(3)(b)(i)&(ii) and therefore included in the irregular expenditure for the current year reported to council for investigation as required.

Amount written-off

After the council committee investigations, council adopted the council committee recommendation to write-off an amount of R 167,516,493 that was incurred in the prior years up to 2023/2024 financial year and R68 825 238.00 for the current year irregular expenditure amount as it was proven without reasonable doubt that the amount was not recoverable.

58. Additional disclosure in terms of Municipal Finance Management Act

Contributions to organised local government

Opening balance	191	191
Current year subscription / fee	1,149,301	1,119,552
Amount paid - current year	(1,149,301)	(1,119,552)
	191	**191**

Audit fees

Current year subscription / fee	5,204,334	3,852,656
Amount paid - current year	(5,204,334)	(3,852,656)
	-	-

Notes to the Audited Annual Financial Statements

Figures in Rand	2025	2024

58. Additional disclosure in terms of Municipal Finance Management Act (continued)

PAYE and UIF

Opening balance	2,994	2,994
Current year subscription / fee	26,297,378	23,892,330
Amount paid - current year	(26,297,378)	(23,892,330)
	2,994	**2,994**

Pension and Medical Aid Deductions

Opening balance	(43,308)	(43,308)
Current year subscription / fee	32,176,313	29,422,236
Amount paid - current year	(32,176,313)	(29,422,236)
	(43,308)	**(43,308)**

The following Medical Aids were paid during the period:

Bonitas, Sizwe HosMed, SAMWU national medical aid, LA Health and Key Health.

The following Pension funds were paid during the period:

Consolidate Retirement fund,SAMWU Provident fund, Municipal pension fund,SALGA Pension Fund,Eastern Cape Gartuity Fund

Skills Development Levy

Opening balance	(90)	(90)
Current year subscription/fee	1,511,234	1,418,456
Amount paid - current year	(1,511,234)	(1,418,456)
	(90)	**(90)**

59. Deviation from supply chain management regulations

Paragraph 12(1)(d)(i) of Government gazette No. 27636 issued on 30 May 2005 states that a supply chain management policy must provide for the procurement of goods and services by way of a competitive bidding process.

Paragraph 36 of the same gazette states that the accounting officer may dispense with the official procurement process in certain circumstances, provided that he records the reasons for any deviations and reports them to the next meeting of the accounting officer and includes a note to the audited annual financial statements.

Winnie Madikizela-Mandela LM have incurred expenditure by not following the Supply Chain Management policy during the year. The were no three quotes obtained as per the SCM policy for advertsing of Civic centre official opening, website revamp, Civic center hangover,compilation of valuation roll. These procurement resulted to Deviations totalling to R2 109 284.01

Supply Chain Management Regulations

In terms of section 36 of the Municipal Supply Chain Management Regulations any deviation from the Supply Chain Management Policy needs to be approved by the Municipal Manager and noted by Council. The expenses incurred as listed hereunder have been approved.

Emergency Procurement

Extension of vehicle Warranties	61,830	-
Arrangements for Funeral service	49,266	-
Stanford Madikizela and OR Tambo COmmemoration	298,000	-
Repairs of budget and reporting manager's crashed laptop HP ENVY *360 Convertible	-	3,837
Maintenance of Backup generator	-	49,864
Advertising of the official opening of Civic Centre	89,838	-
Civic Centre hand over	190,800	-
Website Revamp	19,550	-
Compilation of the Valuation roll	1,400,000	-
	2,109,284	**53,701**

Notes to the Audited Annual Financial Statements

Figures in Rand	2025	2024

60. Accounting by principals and agents

The municipality is a party to a principal-agent arrangement(s).

Details of the arrangment(s) is|are as follows:

Registration and Licensing of Motor Vehicle

The Municipality has been registered as a registering authority in accordance with section 3(1) of the Road Traffic Act, 1996 (Act No. 93 of 1996), subject to the conditions imposed by the Member of the Executive Council (MEC) responsible for Transport. As such the Municipality performs the functions of a registering authority as contemplated by section 3(1) of the Road Traffic Act, read with the National Road Traffic Regulation

The revenue that is derived from the registration and licensing of motor vehicles is paid into the Provincial Revenue Fund as required by section 41 of the Eastern Cape Road Traffic Act, 1998 (Act No.3 of 1999), while the Municipality, in order to perform its functions as a registering authority, and in the spirit of co-operative governance as enshrined in Chapter 3 of the Constitution, is entitled to receive a portion of the revenue generated, subject to the terms and conditions as set out in the Agreement, with particular reference to clause 6 of the Agreement.

Municipality is entitled to a fee equal to the collection fee of 19% (nineteen percent), including VAT for all fees collected in terms of clause 6.2 for motor vehicle registration and licensing fees.

Municipality shall, in terms of applicable national and provincial road traffic legislation and the Agreement, be responsible for the following motor vehicle registration and licensing functions:registration of vehicles,vehicle search,issue of duplicate registration certificate,deregistration of a motor vehicle,change of particulars of an owner or a titleholder with respect to registration and licensing,change of particulars of a motor vehicle,issue of a temporary or special permit;licensing of a vehicle in a private person's or legally recognised entity's name; licensing of a financed vehicle, in a private person's or legally recognised entity's name; licensing and allocating of a personalised licence number; retention of a vehicle licence number; notification of change of titleholder and or ownership of a vehicle; processing address changes as required; application for refund, if due, to be issued by the Department of Transport, Head office in King William's Town Eastern Cape Province; application for special classification of a vehicle; application for Traffic Register Number; application for Motor Trade Number; referral of all motor vehicle registration and licensing queries, complaints and disputes to the Departmental employee specified by the Transport Regulation contact person within 2 (two) working days of a query or lodging of a complaint or dispute; and any other transaction reasonably requested by the Department.

CONLOG.

The municipality is licenced to distribute electricity in town for which the municipality has a vending contract with Conlog for the utilisation of their system to distribute or to sell electricity tokens.

As part of the distribution of electricity tokens Conlog also sells electricity tokens on behalf of the municipality for which the municipality compensate Conlog for this service.

Municipality as agent

Resources held on behalf of the principal(s), but recognised in the municipality's own financial statements

The municipality has resources held on behalf of the principal(s) that are not recognised in municipality's financial statements, but are recognised in the principal financial statements

Revenue recognised

The aggregate amount of revenue that the entity recognised as compensation for the transactions carried out on behalf of the principal is R1,234,250 (2024: R1,298,390).

Liabilities and corresponding rights of reimbursement recognised as assets

The municipality does not have liabilities incurred on behalf of the principal that have been recognised by the municipality.

The municipality does not have corresponding rights of reimbursement that have been recognised as assets.

Additional information

Municipality as principal

Resources (including assets and liabilities) of the municipality under the custodianship of the agent

Notes to the Audited Annual Financial Statements

Figures in Rand	2025	2024

60. Accounting by principals and agents (continued)

The municipality has no resources held on behalf of the municipality by the agent that are recognised either in the municipality's financial statements or the agent's financial statements.

Fee paid

Fee paid as compensation to the agent	642,638	603,292

Resource and/or cost implications for the municipality if the principal-agent arrangement is terminated

The termination of the agreement will not result in any costs for both the principal and the agent, however, the municipality will need to extend operating hours, increase number of staff, increase service points.

Notes to the Audited Annual Financial Statements

Figures in Rand	2025	2024

61. Segment information

General information

Identification of segments

The municipality is organised and reports to council on the basis of five functional areas: Electricity,Waste Management, Community and Public Safety, Infrastructure Services and Development Planning. The segments were organised ariund the type of service delivered. Council uses these same segments for determining strategic objectives. All administravtive services have been aggregated as non reportable services.

Information reported about these segments is used by council as a basis for evaluating the segments' performances and for making decisions about the allocation of resources. The disclosure of information about these segments is also considered appropriate for external reporting purposes.

Aggregated segments

The municipality operates throughout the Mbizana area with certain functions providing and amdinistartive and suport role.. Segments were aggregated on the basis of services delivered as management considered that the characteristic of the segments were sufficiently similar to warrant aggregation. These have been aggregated to form the non reportable services.

Types of goods and/or services by segment

These reportable segments as well as the goods and/or services for each segment are set out below:

Reportable segment	Goods and/or services
Electricity	Electricity distribution
Waste management	Refuse removal services
Community and public safety	Library services, police forces, cemeteries, environmental protection, recreational facilities, social services
Infrastructure services	Provision of Infrastructure and maintenance, and provision of community facilities
Development planning	Local economic development, supporting SMME's, property services and spatial planning
Non-Reportable services	Administrative and support services

Notes to the Audited Annual Financial Statements

Figures in Rand

61. Segment information (continued)

Segment surplus or deficit, assets and liabilities

2025

	Electricity	Waste Management	Infrastructure Services	Community & Public Safety	Development Planning	Non-Reportable services	Total
Revenue							
Revenue from non-exchange transactions	6,246,837	2,981,004	64,350,888	4,387,481	28,125,882	361,936,777	468,028,869
Revenue from exchange transactions	73,901,676	4,211,199	-	1,747,164	5,296,882	44,120,643	129,277,564
Fair value adjustments	-	-	-	-	-	4,324,800	4,324,800
Total segment revenue	**80,148,513**	**7,192,203**	**64,350,888**	**6,134,645**	**33,422,764**	**410,382,220**	**601,631,233**
Entity's revenue							**601,631,233**
Expenditure							
Employee cost	5,841,419	21,655,652	15,152,848	29,970,147	13,306,647	60,940,966	146,867,679
Remuneration of councillors	-	-	-	-	-	27,795,061	27,795,061
Bulk Purchases	53,481,023	-	-	-	-	-	53,481,023
Contracted services	23,836,503	12,083,558	12,582,947	19,016,125	6,220,976	20,295,106	94,035,215
Depreciation and amortisation	637,874	2,360	36,720,190	5,501,333	2,330,646	7,231,496	52,423,899
Interest, dividends & rent	-	-	-	-	-	2,180,440	2,180,440
Loss on disposal	111,837	-	2,599,534	248,159	(51,011)	(111,602)	2,796,917
Other expenses	7,480,740	5,147,580	3,698,425	6,882,775	7,944,174	57,473,663	88,627,357
Total segment expenditure	**91,389,396**	**38,889,150**	**70,753,944**	**61,618,539**	**29,751,432**	**175,805,130**	**468,207,591**
Total segmental surplus/(deficit)	**(11,240,883)**	**(31,696,947)**	**(6,403,056)**	**(55,483,894)**	**3,671,332**	**234,577,090**	**133,423,642**
Assets							
Current Assets	13,702,101	92,110,035	86,697,472	78,313,241	51,421,818	347,326,703	669,571,370
Non current Assets	15,170,814	20,440,761	229,392,744	23,354,317	2,018,391	689,315,008	979,692,035
Total segment assets	**28,872,915**	**112,550,796**	**316,090,216**	**101,667,558**	**53,440,209**	**1,036,641,711**	**1,649,263,405**
Total assets as per Statement of financial Position							**1,649,263,405**

Notes to the Audited Annual Financial Statements

Figures in Rand

	Electricity	Waste Management	Infrastructure Services	Community & Public Safety	Development Planning	Non-Reportable services	Total
61. Segment information (continued)							
Liabilities							
Current Liabilities	9,991,376	2,003,348	41,566,853	7,126,007	10,957,306	57,378,244	129,023,134
Non-current Liabilities	-	13,021,260	-	-	-	-	13,021,260
Total segment liabilities	**9,991,376**	**15,024,608**	**41,566,853**	**7,126,007**	**10,957,306**	**57,378,244**	**142,044,394**
Total liabilities as per Statement of financial Position							**142,044,394**

Following a change in the composition of its reportable segments, the corresponding items of segment information for earlier periods has been restated.

2024

	Electricity	Waste Management	Infrastructure Services	Community &Public Safety	Development Planning	Non-Reportable services	Total
Revenue							
Revenue from non-exchange transactions	308,851	3,042,000	71,554,141	3,727,875	29,468,125	343,643,856	451,744,848
Revenue from exchange transactions	63,813,034	4,109,168	348	1,640,820	7,783,308	39,298,012	116,644,690
Fair value adjustment	-	-	-	-	-	7,084,700	7,084,700
Total segment revenue	**64,121,885**	**7,151,168**	**71,554,489**	**5,368,695**	**37,251,433**	**390,026,568**	**575,474,238**
Entity's revenue							**575,474,238**
Expenditure							
Employee Costs	5,293,797	19,981,838	15,335,705	28,723,615	12,068,947	58,197,505	139,601,407
Remuneration of councillors	-	-	-	-	-	27,159,477	27,159,477
Depreciation and amortisation	639,664	71,395	34,082,270	1,416,354	5,331,928	4,432,937	45,974,548
Interest and penalties	40,555	-	-	-	-	9,607	50,162
Bulk purchases-electricity	43,466,987	-	-	-	-	-	43,466,987
Contracted services	24,888,364	3,334,206	13,668,862	15,177,738	5,704,894	20,036,674	82,810,738
General exepnses	6,073,348	5,698,101	11,090,215	5,853,734	5,387,860	44,886,783	78,990,041
Loss on disposal of assets	554,858	-	12,223,331	174,600	84,536	(21,305)	13,016,020
Total segment expenditure	**80,957,573**	**29,085,540**	**86,400,383**	**51,346,041**	**28,578,165**	**154,701,678**	**431,069,380**
Total segmental surplus/(deficit)	**(16,835,688)**	**(21,934,372)**	**(14,845,894)**	**(45,977,346)**	**8,673,268**	**235,324,890**	**144,404,858**

Notes to the Audited Annual Financial Statements

Figures in Rand

61. Segment information (continued)

Assets							
Current assets	24,831,565	118,813,923	111,133,433	104,111,982	36,589,503	183,255,672	578,736,078
Non-current assets	8,209,232	14,617,606	286,653,527	19,529,256	183,549	601,367,486	930,560,656
Total segment assets	**33,040,797**	**133,431,529**	**397,786,960**	**123,641,238**	**36,773,052**	**784,623,158**	**1,509,296,734**
Total assets as per Statement of financial Position							**1,509,296,734**
Liabilities							
Current liabilities	(9,173,933)	(20,749,520)	(39,759,784)	(23,099,900)	(17,421,275)	(13,346,647)	(123,551,059)
Non-current liabilities	-	(11,950,307)	-	-	-	-	(11,950,307)
Total segment liabilities	**(9,173,933)**	**(32,699,827)**	**(39,759,784)**	**(23,099,900)**	**(17,421,275)**	**(13,346,647)**	**(135,501,366)**
Total liabilities as per Statement of financial Position							**(135,501,366)**

Measurement of segment surplus or deficit, assets and liabilities

Basis of accounting for transactions between reportable segments

The accounting policies of the segments are the same as those described in the summary of significant accounting policies.

Information about geographical areas

The municipality does not have economic activities anywhere else other than the Mbizana area and there has not been any changes on the geographic area and economic activities during any reporting periods.

2025

	External revenues from non-exchange transactions	External revenues from exchange transactions	Total expenditure	Non-current assets*
Ward 1 to 10	(29,816,208)	(53,279,322)	80,905,757	215,864,982
Ward 11 to 20	(17,956,774)	(4,711,004)	5,891,248	138,465,552
Ward 21 to 32	(31,942,352)	(12,159,888)	21,333,105	228,093,607
Whole of municipality	(388,313,534)	(59,127,350)	360,077,481	397,267,892
Total	**(468,028,868)**	**(129,277,564)**	**468,207,591**	**979,692,033**

Notes to the Audited Annual Financial Statements

Figures in Rand	2025	2024

61. Segment information (continued)

2024

	External revenues from non-exchange transactions	External revenues from exchange transactions	Total expenditure	Non-current assets*
Ward 1 to 10	(68,897,973)	(62,834,891)	33,693,907	279,876,531
Ward 11 to 20	-	-	14,930,403	113,048,711
Ward 21 to 32	(100,000)	-	23,046,117	186,603,406
Whole of municipality	(382,746,873)	(60,894,501)	359,398,958	351,032,009
Total	**(451,744,846)**	**(123,729,392)**	**431,069,385**	**930,560,657**

Notes to the Audited Annual Financial Statements

Figures in Rand	2025	2024

62. Change in estimate

Property, plant and equipment

The useful lives of certain items of property, plant and equipment were revised in the current year based on thier assessed condition which resulted in an increase on the estimated remaining useful lives by between 2 and 1034 dayss. This change affected furniture and fixtures, plant and machinery, transport assets as well as infrastructure assets. The effect of this revision resulted in a decrease on depreciation of R 1,662,854 which has also resulted in the net book values being revised by the same amount and a corresponding decrease and increase for future periods respectively.

63. Prior period errors

Property, plant and equipment

During the year, the municipality discovered that the General ledger was understated by the Impairment amount for the assets that were disposed in 2022/23 financial year but the impairment remained in the closing balance of impairment instead of being disposed. These assets were removed from the Movable Asset register of 2023/24 and such removal affected the opening balance of impairment for furniture. The impact of the above resulted in understatement of furniture and fixtutres by R86 498.51

The municipality discovered that the roads infrastructure were overstated due to the roads that were disposed in 2022/23 financial year. This disposal was not effected on the general ledger. The impact of this error resulted in an overstatement by R485 072.37

During the year, the municipality discovered that there was a retention amount for a Solid waste project that was not raised in 2023/24. Therefore, the Retention of R250 248.50 for this project was then raised. The impact of this error resulted in an understatement on property, plant and equipment.

During the review of the current year immovable asset register it was discovered that the asset register used in the prior year contained a calculation error on a component of a road that was disposed. The error resulted in the asset value being overstated by R13 557 085 due to a negative depreciation calculation which added to the value of the asset instead of a reduction. Investigations revealed that the disposal of the asset was also not processed on both the asset register and the municipal records amount to R4 207 613.04 which also resulted in a overstatement of property,plant and equipment.

The correction of these errors resulted in a net decrease of R17 351 624.00

Receivables from Exchange transactions

During the year, the municipality discovered that account number 57 was overcharged for a land sale transaction that occurred in 2014 financial year. The impact of this error resulted in an overstatement on receivables from exchange transactions of R17 600

The correction of this errors resulted in a decrease of R17 600 in receivable from exchange transactions.

Other receivables from exchange transactions

During the year, the municipality discovered that the VAT porton of a payment received in 2023 was not correctly accounted for. The other receivable from exchnage transaction was understated by R76 686.15.

The correction of this error resulted in an increase of R76 686.15.

Receivable from non exchange transactions

During the year, the municipality received a payment from a debtor raised in prior years relating to monies held in a trust by an attorney. When the money was released to the municipality, it was realised that it had earned interest from 2024 financial year. The impact of the error resulted in an understatement of other receivables from exchange transactions of R32 052.47.

The correction of these errors resulted to an increase in receivables from non exchnage transaction of R32 052.47

VAT

During the year, the municipality discovered that the VAT porton of a payment received in 2023 was not correctly accounted for. The VAT payables was overstated by R76 686.15.

During the current year AFS preparation the municipality identified that the Debt impairment was overstated by the VAT amount. The Vat on included on Debt impairment was R33 307. The error in the debt impairment resulted to an overtstatement of VAT account.

The correction of thsi error resulted in a decrease in VAT Payables of R109 991

Other Financial asset

Notes to the Audited Annual Financial Statements

Figures in Rand	2025	2024

63. Prior period errors (continued)

During the year, the municipality dicovered that in 2014 Financial year entered into a security agreement with ESKOM for electricity account guarantee for amount due of R2 800 000. The cash deposit bare interest capitalised annualy at a prevailing rate as determined by ESKOM from time to time.The value of the guarantee in 2023/24 was R4 772 724.80 including interest accrued of R1 972 724.80. The impact of this error resulted to undestatement of Other financial assets of R4 772 724.80.

The correction of this error resulted to an increase in Other financial asset of R4 772 724.80.

Payables from exchange transactions

During the year the year, a concurrence dated 1 November 2024 was received from COGTA in agreement with the council resolution to implement increment for salaries, allowances and benefits of different members of municipal council as contained in the Goverment Gazette number 51407 with effect from 1 July 2023.

The implementation of the Gazette resulted in an increase in Payables frome exchange transaction of R705 015.

During the year, the municipality discovered that a retention amount pertaining to the landfill site was not raised during the last financial period (2023-24) as the retention held was not clearly stated in the payment certificates. This was then flagged in the current financial period (2024-25) as we were preparing to release the retention that it was never raised. The impact of this error resulted in an understatement on property, plant and equipment of R250 248.50

During the year, the municipality discovered that in 2023/24 financial year the municipality was party to an arbirtation application involving 3 employees. The municipality therefore raised a payable to pay the liability when the arbitration award has been issued. The payable that was raised initialy was overstated by R5 939.50. The impact of this error resulted in an overstatement of payables from exchange transactions.

During the year it was discovered that in the 2023/24 financial year there were offiicials who attended training at the Traffic college. The invoice was never requested by the relevant officials at the time. The invoice was never paid to the Traffic college, it was only discovered in the current year that the municipality owes the Traffic college when the municipality was requesting training for other officials. This resulted in the Payables from exchange transactions being understated by R54 644.

The correction of these errors resulted in a net increase of R1 003 968 .00

Interest received (non-exchange)

During the year, the municipality dicovered that in 2014 Financial year entered into a security agreement with ESKOM for electricity account guarantee for amount due of R2 800 000. The cash deposit bare interest capitalised annualy at a prevailing rate as determined by ESKOM from time to time.The iinterest of R308 851 was accrued in 2023/24 FY. The impact of this error resulted to undestatement of Interest received(non exchnage) of R308 851.

The correction of this erroe resulted to an increase of R308 851 in interest received (non exchange).

During the year, the municipality received a payment from a debtor raised in prior years relating to monies held in a trust by an attorney. When the money was released to the municipality, it was realised that it had earned interest from 2024 financial year. The impact of the error resulted in an understatement of interest from receivables of R32 052.47.

The correction of this erroe resulted in an increase of R340 903 in interest received (non exchange)

Remuneration of Councillors

During the year the , a concurrence dated 1 November 2024 was received from COGTA in agreement with the council resolution to implement increment for salaries, allowances and benefits of different members of municipal council as contained in the Goverment Gazette number 51407 with effect from 1 July 2023.

The implementation of the Gazette resulted in an increase in remuneration of councillors of R705 015.

General expenses

During the year it was discovered that in the 2023/24 financial year there were offiicials who attended training at the Traffic college. The invoice was never requested by the relevant officials at the time. The invoice was never paid to the Traffic college, it was only discovered in the current year that the municipality owes the Traffic college when the municipality was requesting training for other officials. This resulted in General expenses being understated by R54 644.

The correction of this error resulted in an increase in general expenses of R54 644.

Debt impairment

Notes to the Audited Annual Financial Statements

Figures in Rand	2025	2024

63. Prior period errors (continued)

During the current year AFS preparation the municipality dinetified that the Debt impairment was overstated by the VAT amount. The Vat on included on Debt impairment was R33 307. The error in the debt impairment resulted to an overtstatement and overstatement of VAT account.

Since the implementation of GRAP 108, there has been discussions on the correctness of VAT payable/receivable and Output/Input VAT accrual being reported together and treated as either statutory receivables/payables instead of the accrual being treated and reported in terms of GRAP 104. This resulted in the secretariat of the ASB issuing VAT Fact Sheet #11 which gave guidance on how there may be treated and disclosed.

The municipality therefore, analysed its VAT accounts in its records to identify accruals and the statutory portions of the VAT transaction to provide the split in the disclosure. The municipality is on accrual basis of accounting and therefore accounts for VAT on accrual bases, however, the municipality is registered on payment basis with SARS which then results in the VAT payable/receivable once payments have been made/received. This therefore made it necessary for the municipality to split the VAT accounts into the VAT control with its associated accounts and the accrual accounts which now been reported separately on the annual financial statements.

The correction of this error resulted to a decrease of R33 307 of debt impairment.

Depreciation and amortisation

During the review of the current year immovable asset register it was discovered that the asset register used in the prior year contained a calculation error on a component of a road that was disposed. The error resulted in the asset value being overstated by R13 557 085 due to a negative depreciation calculation which added to the value of the asset instead of a reduction. R13 557 085 which resulted in a understatement of depreciation and amortisation.

The correction of this error resulted in an increase in depreciation and amortisation of R13 557 085.

Loss on disposal of assets

During the review of the current year immovable asset register it was discovered that the asset register used in the prior year contained a calculation error on a component of a road that was disposed. Investigations revealed that the disposal of the asset was also not processed on both the asset register and the municipal records amount to R3 646 213 which also resulted in a understatement of losses on disposal of assets.

The correction of this error resulted in an increase in loss on disposal of assets of R3 646 213.

Accumulated surplus

Changes on surplus for the year

An increase on interest received from non exchange transactions of R340 903.
An increase on remuneration of councillors of R705 014
An increase on depreciation and amortisation of R13 270 210.
An increase on general expenses of R54 644.
An increase on loss on disposal of assets of R3 646 213
These resulted to a decrease on the surplus for the year of R17 588 747.

Net assets

A decrease on other receivables from exchange transaction of R76 684.
An increase on receivables from non-exchange transactions of R32 053
A decrease on receivables from exchange transactions of R17 600
An increase on other financial asset of R4 772 724
A decrease on property, plant and equipment of R16 645 3225
An increase on payables from exchange transaction of R1 003 968
A decrease on VAT payable of R76 684
A decrease on VAT Payable of R2 328 384.74
These changes resulted to a decrease on net assets of R11 206 724.

The correction of the error(s) results in adjustments as follows

64. Prior-year adjustments

Presented below are those items contained in the statement of financial position, statement of financial performance and cash flow statement that have been affected by prior-year adjustments:

Statement of financial position

Notes to the Audited Annual Financial Statements

Figures in Rand	2025	2024

64. Prior-year adjustments (continued)

2024

	Note	As previously reported	Correction of error	Re-classification	Restated
Property, plant and equipment		892,081,735	(17,351,626)	-	874,730,109
Other Financial asset		-	4,772,724	-	4,772,724
Other receivable from exchange transaction		1,401,568	(76,684)	-	1,324,884
Receivables from exchange transactions		31,776,608	(17,600)	11,401,900	43,160,908
Receivables from non exchange transactions		4,088,994	32,053	-	4,121,047
Payables from exchange transactions		(75,985,108)	(1,003,968)	(1,174,656)	(78,163,732)
Unspent conditional grant and receipts		-	-	14,409,451	14,409,451
Payables from non exchange transactions		-	-	(14,409,451)	(14,409,451)
VAT Payables		(2,513,926)	109,991	(7,600,982)	(10,004,917)
Provisions		(1,067,164)	-	(297,876)	(1,365,040)
Accumulated surplus		(1,385,002,097)	13,535,110	(2,328,386)	(1,373,795,373)
		(535,219,390)	**-**	**-**	**(535,219,390)**

Statement of financial performance

2024

	Note	As previously reported	Correction of error	Restated
Service charges		53,841,401	-	53,841,401
Property Rates		21,713,167	-	21,713,167
Interest received from non exchnage transactions		5,200,308	340,903	5,541,211
Remuneration of councillors		(26,454,463)	(705,015)	(27,159,478)
Interest received from receivables		3,794,998	-	3,794,998
Debt impairmnet		(2,273,866)	33,307	(2,240,559)
Depreciation		(32,417,463)	(13,557,085)	(45,974,548)
General expenses		(58,913,298)	(54,644)	(58,967,942)
Losses on disposal of assets		(9,369,808)	(3,646,213)	(13,016,021)
Surplus for the year		**(44,879,024)**	**(17,588,747)**	**(62,467,771)**

Cash flow statement

2024

	Note	As previously reported	Correction of error	Restated
Cash flow from operating activities				
Employee cost		(162,999,768)	(705,015)	(163,704,783)
Suppliers		(167,248,224)	9,912,836	(157,335,388)
Sale of goods and services		81,107,323	(9,298,482)	71,808,841
Interest income		43,463,297	340,903	43,804,200
		(205,677,372)	**250,242**	**(205,427,130)**
Cash flow from investing activities				
Purchase of property, plant and equipment		(120,812,901)	(250,248)	(121,063,149)

Notes to the Audited Annual Financial Statements

Figures in Rand	2025	2024

64. Prior-year adjustments (continued)

Reclassifications

The following reclassifications adjustment occurred:

Payables from non-exchange transactions

During the preparation of the current year annual financial statements the municipality identified that the presentation of Unspent conditional grants and receipts on the face of thes statement of financial position maybe limiting options for the municipality to also include other payables that may be similar in nature as one.Inline with the requirements of GRAP 1 the municipality adopted a change in the line item to a line item that will allow presentation of other similar payables in one line item.

Further details of the amounts included in the line item are therefore presented in the corresponding notes to the annual financial statements. This change resulted in the Unspent conditional grants and receipts being presented in note 20

Contractrated services
Outsource services: Catering

During the preparation of the current annual financial statement the municipality identified that on Contracted services there were item for Outsource services that were reported under Contractors-Catering services. The municipality separated the two to be reported on the item it was transacted on. The amounts for outsource services catering were R211 870 and for Contractors catering were R3 602 868.

Consultants and Professional services: Business and Advisory

During the preparation of the current annual financial statement the municipality identified that in the 2023/24 Business and advisory was reported under Outsource services instead of Consultant and Professional services. The municipality made a reclassified these amounts to the correct item.

Payables from exchange transactions

Since the implementation of GRAP 108, there has been discussions on the correctness of VAT payable/receivable and Output/Input VAT accrual being reported together and treated as either statutory receivables/payables instead of the accrual being treated and reported in terms of GRAP 104. This resulted in the secretariat of the ASB issuing VAT Fact Sheet #11 which gave guidance on how there may be treated and disclosed.

The municipality therefore, analysed its VAT accounts in its records to identify accruals and the statutory portions of the VAT transaction to provide the split in the disclosure. The municipality is on accrual basis of accounting and therefore accounts for VAT on accrual bases, however, the municipality is registered on payment basis with SARS which then results in the VAT payable/receivable once payments have been made/received. This therefore made it necessary for the municipality to split the VAT accounts into the VAT control with its associated accounts and the accrual accounts which now been reported separately on the annual financial statements.

The reclassification resulted in an increase in Payables from exchange transactions of R1 174 656.

Receivables from exchange transactions

Since the implementation of GRAP 108, there has been discussions on the correctness of VAT payable/receivable and Output/Input VAT accrual being reported together and treated as either statutory receivables/payables instead of the accrual being treated and reported in terms of GRAP 104. This resulted in the secretariat of the ASB issuing VAT Fact Sheet #11 which gave guidance on how there may be treated and disclosed.

The municipality therefore, analysed its VAT accounts in its records to identify accruals and the statutory portions of the VAT transaction to provide the split in the disclosure. The municipality is on accrual basis of accounting and therefore accounts for VAT on accrual bases, however, the municipality is registered on payment basis with SARS which then results in the VAT payable/receivable once payments have been made/received. This therefore made it necessary for the municipality to split the VAT accounts into the VAT control with its associated accounts and the accrual accounts which now been reported separately on the annual financial statements.

The reclassification resulted in an increase of R11 401 900

65. Budget differences

Material differences between budget and actual amounts

The municipality give an explanation on material variances that are more than 5% a sper the MFMA Circula 71.

Construction contracts

Notes to the Audited Annual Financial Statements

Figures in Rand	2025	2024

65. Budget differences (continued)

The difference between the budget and actual performance is caused by the VAT on INEP revenue recognition which is exclusive of VAT in line with the INEP Accounting guidelines while the budget included VAT on the INEP grant revenue.

Service Charges

The overperformance may be attributable to the high winter consumption and the implementation of the Audit and Token Identifier (TID) on the electricity revenue while a review of consumer categories may have contributed on waste management revenue as well as introduction of new tariffs that did not exist in the prior years.

Rental of facilities

The overperformance on revenue generation is as a result of the lease smoothing transactions processed during the current year and corresponding leases still at the beginning years of their contract term.

Interest received from receivables

The projection was based on the historic performance taking into account anticipated collection levels in the budget year which were actually more that the projected performance and therefore resulting in less interested being generated than the projection.

Agency services

The revenue recognized continues to show a decline as the years progress which may be an indication of the either a decrease in the number of customers requiring motor vehicle licensing and registration or a complete decline on the demand for the services as some customers are now using online platforms for some of the services.

Commission received

The overperformance may be attributable to more employees taking the payroll deductions route for their third party payments and therefore resulting on more revenue generated by the municipality.

Recoveries

The amounts include recoveries from insurance contracts as compensation for insurable events as well as the implementation of no work no pay for the municipal workers' strike action in December and January of the current financial year.

Other income

The major contributor on the revenue performance is meter replacements which increased during the TID rollout

Interest received from current assets

The revenue is from surplus cash that is kept in interest generating call accounts until such cash is required. This includes grants received in advance for spending over a period of time before the next trench. These grew by more that anticipated as a result of improved collections than anticipated as well as higher interest rates offered to the municipality on the current contract of banking services following the procurement processes that was concluded in the previous financial year.

Fines, penalties and forfeits

The budget was adjusted down during the year due to the performance that was recorded from month to month indicating serious under performance on traffic fines which was later found to be due to non-submission of required information to record these. This also includes fines for electricity tempering.

Interest received (non-exchange)

The overperformance is due to an increase on the receivables for property rates which also includes government departments as well as interest earned on the Eskom deposit that the municipality was not aware of which has now been included in both the prior and the current year.

Remuneration of councilors

The municipality's budget over the past years has been more than the actual revision of the remuneration of councilors which results in savings when the approved upper limits are published.

Interest and penalties

Notes to the Audited Annual Financial Statements

Figures in Rand	2025	2024

65. Budget differences (continued)

The municipality implements electrification projects through the INEP grant in areas where the infrastructure is then handed over to Eskom for operation. In the 2022/23 financial year, National Treasury issued guidelines that changed the accounting treatment of the grant revenue in such instances which changed the revenue to be recognized exclusive of VAT. This lead to the municipality owing SARS VAT for at least the past five financial years. The declaration of this debt resulted in the municipality being charged penalties and interest. There was no way of project the interests for inclusion on the budget and there has never been a similar change.

Lease rentals and operating leases

The savings recorded may be attributable to the reduction of the demand for printing and printers due to the implementation of paperless activities which has drastically reduced the demand for printing and the corresponding printers.

Debt impairment

This overspending is due to an increase in the debtors book which has indicated a regression pattern on the settlement of debts for certain classes of debtors.

Contracted services

The savings realised may be due to implementation of the cost containment regulations and stricter budget controls to ensure spending on priority areas and only when it is necessary to do so.

Inventories

The savings are as a result of improved inventory management controls that have reduced inventories kept coupled with the reduction of the demand for paper since the municipality if improving on the paperless environment.

Operating lease asset

The outcome is as a result of the lease smoothing resulting in in the revenue recognized being less that the revenue anticipated from the smoothing exercise due to the contracts being at the beginning of their lease term and will continue being so until they reach a breakeven point.

Loss on disposal of assets

The savings are as a result of the disposed assets in the current year being less that the amounts projected in line with the audited actuals coupled with prioritised infrastructure for rehabilitation and reconstruction.

General expenses

The savings realised may be due to implementation of the cost containment regulations and stricter budget controls to ensure spending on priority areas and only when it is necessary to do so.

Receivables from exchange transactions

The budget for these takes into account anticipated growth rate of the receivables taking into account increase in tariffs and a reduction in collection rates especially for debtors with long outstanding debtors as these may now be no longer affordable to their owners. The actual outcome is as a result of both improved collections and an increase of current debt impairment.

Other receivables from exchange transactions

The budget for these takes into account anticipated growth rate of the receivables taking into account increase in tariffs and a reduction in collection rates especially for debtors with long outstanding debtors as these may now be no longer affordable to their owners. The actual outcome is as a result of both improved collections and an increase of current debt impairment.

Receivables from non-exchange transactions

The current budget formats of the municipal budgets do not make a provision for statutory receivables as these are included on the receivables from non-exchange transactions. The major contributor on the performance are traffic fines receivables that have grown more than what was presented due to information not submitted in time to inform budgeting during the budget processes as well as interest generated on receivables from property rates.

VAT Payable

The municipality anticipated the final outcome at the end of the year to be a receivable but delays in the resolution of the INEP historical VAT issue resulted in the outcome being a payable at the end of the financial year.

Notes to the Audited Annual Financial Statements

Figures in Rand	2025	2024

65. Budget differences (continued)

Prepayments

The municipality does not plan to make prepayments during its planning stages but they are decided based on the advantages of such payments during the year.

Cash and cash equivalents

The difference may be attributed to a number of factors including, but not limited to, higher interest rates on investments, savings realised on expenditures where such are as a result of cost savings, collections better than expected.

Payable from exchange transactions

Some of the contributors may included improved management of submission of invoices at year-end and an increase less than anticipated on retentions due to projects not implemented that were expected to be implemented during the year.

Payables from non-exchange transactions

This is unspent grants that have resulted in more money not being spent at the end of the year as opposed to what was anticipated. The contributing factor is the Disaster Response grant that was received during the last half of the financial year and meant to be spent within a twelve-month period which falls into the next financial year. A roll-over application process in under way to ensure the funds are available for spending in the next financial year.

Provisions

The difference is caused by the municipal budget formats not making a provision for employee benefits obligation and therefore the budget being included on the provisions instead

Investment properties

Valuation of investment properties is done once at the end of the financial year with the outcome not possible to predict during the budget processes and therefore not being included in the budget.

Property, plant and equipment

The budget considered all projects that were budgeted for and their anticipated stage of completion which unfortunately did not materialise as some of the major projects were not implemented by the end of the year. There was also an error identified on the prior asset balances which were used as the basis for the budget projections.

Intangible assets

The municipality only budgeted for the acquisition of new servers but omitted the required software licenses that come with the new servers which were therefore included with the acquisition of the new servers.

Other financial assets

The municipality's records did not include the type of the financial asset. Information pointing to this kind of a financial asset only came to the attention of the municipality only towards the end of the financial year necessitating a prior year correction on the annual financial statements and therefore not budgeted for.

66. Events after the reporting date

Disclose for each material category of non-adjusting events after the reporting date:

- During the month of June municipality lost one ordinary councillor, whose position was not filled by end of the year.
- There will be no financial implication.
- On the 28th of August 2025, the court set for Zwelemfundo Mbonwa and 3 Others vs WMMLM & SAPS case. The matter was then dismissed with no costs and therefore finalsied.

Winnie Madikizela-Mandela Local Municipality

Audited Annual Financial Statements for the year ended June 30, 2025

Appropriation Statement

Figures in Rand

	Original budget	Budget adjustments (i.t.o. s28 and s31 of the MFMA)	Final adjustments budget	Shifting of funds (i.t.o. s31 of the MFMA)	Virement (i.t.o. council approved policy)	Final budget	Actual outcome	Unauthorised expenditure	Variance	Actual outcome as % of final budget	Actual outcome as % of original budget
2025											
Financial Performance											
Property rates	21,531,996	1,889,200	23,421,196	-		23,421,196	22,852,923		(568,273)	98 %	106 %
Service charges	56,844,444	(3,080,500)	53,763,944	-		53,763,944	59,047,701		5,283,757	110 %	104 %
Investment revenue	27,158,868	10,200,000	37,358,868	-		37,358,868	39,421,269		2,062,401	106 %	145 %
Transfers recognised - operational	394,791,584	(26,201,000)	368,590,584	-		368,590,584	368,646,496		55,912	100 %	93 %
Other own revenue	18,549,072	19,155,620	37,704,692	-		37,704,692	43,917,185		6,212,493	116 %	237 %
Total revenue (excluding capital transfers and contributions)	**518,875,964**	**1,963,320**	**520,839,284**	**-**		**520,839,284**	**533,885,574**		**13,046,290**	**103 %**	**103 %**
Employee costs	(148,131,368)	(3,711,500)	(151,842,868)	-	-	(151,842,868)	(146,867,678)	-	4,975,190	97 %	99 %
Remuneration of councillors	(29,876,160)	-	(29,876,160)	-	-	(29,876,160)	(27,795,060)	-	2,081,100	93 %	93 %
Depreciation and asset impairment	(54,370,836)	(3,000,000)	(57,370,836)			(57,370,836)	(52,593,836)	-	4,777,000	92 %	97 %
Finance charges	(100,000)	(2,200,000)	(2,300,000)	-	-	(2,300,000)	(2,180,440)	-	119,560	95 %	2,180 %
Inventory consumed and bulk purchases	(8,083,428)	325,302	(7,758,126)	-	-	(7,758,126)	(6,695,209)	-	1,062,917	86 %	83 %
Transfers and grants	(4,215,552)	(255,600)	(4,471,152)	-	-	(4,471,152)	(4,984,480)	-	(513,328)	111 %	118 %
Other expenditure	(255,052,952)	(20,525,877)	(275,578,829)	-	-	(275,578,829)	(227,090,886)	-	48,487,943	82 %	89 %
Total expenditure	**(499,830,296)**	**(29,367,675)**	**(529,197,971)**	**-**	**-**	**(529,197,971)**	**(468,207,589)**	**-**	**60,990,382**	**88 %**	**94 %**
Surplus/(Deficit)	**19,045,668**	**(27,404,355)**	**(8,358,687)**	**-**		**(8,358,687)**	**65,677,985**		**74,036,672**	**(786)%**	**345 %**
Transfers and subsidies - capital (monetary allocations) (National / Provincial and District)	64,754,412	24,440,805	89,195,217	-		89,195,217	67,745,658		(21,449,559)	76 %	105 %
Surplus (Deficit) after capital transfers and contributions	**83,800,080**	**(2,963,550)**	**80,836,530**	**-**		**80,836,530**	**133,423,643**		**52,587,113**	**165 %**	**159 %**
Surplus/(Deficit) for the year	**83,800,080**	**(2,963,550)**	**80,836,530**	**-**		**80,836,530**	**133,423,643**		**52,587,113**	**165 %**	**159 %**

Appropriation Statement

Figures in Rand

	Original budget	Budget adjustments (i.t.o. s28 and s31 of the MFMA)	Final adjustments budget	Shifting of funds (i.t.o. s31 of the MFMA)	Virement (i.t.o. council approved policy)	Final budget	Actual outcome	Unauthorised expenditure	Variance	Actual outcome as % of final budget	Actual outcome as % of original budget
Capital expenditure and funds sources											
Total capital expenditure	119,462,736	42,871,536	162,334,272	-		162,334,272	107,263,622		(55,070,650)	66 %	90 %
Sources of capital funds											
Transfers recognised - capital	56,308,296	21,252,876	77,561,172	-		77,561,172	58,989,080		(18,572,092)	76 %	105 %
Internally generated funds	63,154,440	21,618,660	84,773,100	-		84,773,100	48,274,542		(36,498,558)	57 %	76 %
Total sources of capital funds	**119,462,736**	**42,871,536**	**162,334,272**	**-**		**162,334,272**	**107,263,622**		**(55,070,650)**	**66 %**	**90 %**
Financial position											
Total current assets	323,623,446	268,542,880	592,166,326	-		592,166,326	666,081,152		73,914,826	112 %	206 %
Total non current assets	946,806,267	96,096,008	1,042,902,275	-		1,042,902,275	979,692,038		(63,210,237)	94 %	103 %
Total current liabilities	103,342,964	38,802,362	142,145,326	-		142,145,326	(125,532,909)		(267,678,235)	(88)%	(121)%
Total non current liabilities	11,484,800	465,506	11,950,306	-		11,950,306	(13,021,261)		(24,971,567)	(109)%	(113)%
Community wealth/Equity	1,385,257,477	403,906,756	1,789,164,233	-		1,789,164,233	1,507,219,020		(281,945,213)	84 %	109 %
Cash flows											
Net cash from (used) operating	189,424,628	26,516,270	215,940,898	-		215,940,898	186,743,740		(29,197,158)	86 %	99 %
Net cash from (used) investing	161,089,628	53,272,840	214,362,468	-		214,362,468	(107,290,163)		(321,652,631)	(50)%	(67)%
Net increase/(decrease) in cash and cash equivalents	**350,514,256**	**79,789,110**	**430,303,366**	**-**		**430,303,366**	**79,453,577**		**(350,849,789)**	**18 %**	**23 %**
Cash and cash equivalents at the beginning of the year	178,455,575	282,332,708	460,788,283	-		460,788,283	460,788,282		(1)	100 %	258 %
Cash and cash equivalents at year end	**528,969,831**	**362,121,818**	**891,091,649**	**-**		**891,091,649**	**540,241,859**		**350,849,790**	**61 %**	**102 %**

Winnie Madikizela-Mandela Local Municipality

Analysis of property, plant and equipment as at 30 June 2024

	Cost/Revaluation							Accumulated depreciation						
	Opening Balance Rand	Additions Rand	Disposals Rand	Transfers Rand	Revaluations Rand	Other changes, movements Rand	Closing Balance Rand	Opening Balance Rand	Disposals Rand	Transfers Rand	Depreciation Rand	Impairment loss Rand	Closing Balance Rand	Carrying value Rand
Land and buildings														
Land (Separate for AFS purposes)	3,098,628	-	(3,489)	-	-	-	3,095,139	-	-	-	-	-	-	3,095,139
Buildings (Separate for AFS purposes)	49,294,200	4,324,800	-	-	-	-	53,619,000	-	-	-	-	-	-	53,619,000
	52,392,828	**4,324,800**	**(3,489)**	-	-	-	**56,714,139**	-	-	-	-	-	-	**56,714,139**
Infrastructure														
Roads, Pavements & Bridges	762,561,522	69,579,828	(5,825,213)	-	-	-	**826,316,137**	(296,719,209)	3,939,010	-	(37,097,973)	36,650	**(329,841,522)**	496,474,615
Transmission & Reticulation	25,215,866	4,832,483	-	-	-	-	**30,048,349**	(4,797,408)	-	-	(694,378)	-	**(5,491,786)**	24,556,563
Under construction	152,693,679	-	-	81,431,535	-	-	**234,125,214**	-	-	-	-	(8,100,549)	**(8,100,549)**	226,024,665
Waste Management	3,242,860	4,665,330	-	-	-	-	**7,908,190**	(1,471,910)	-	-	(190,355)	(1,732,429)	**(3,394,694)**	4,513,496
	943,713,927	**79,077,641**	**(5,825,213)**	**81,431,535**	-	-	**1,098,397,890**	**(302,988,527)**	**3,939,010**	-	**(37,982,706)**	**(9,796,328)**	**(346,828,551)**	**751,569,339**
Community Assets														
Parks & gardens	4,805,960	-	-	-	-	-	**4,805,960**	(1,606,352)	-	-	(110,934)	(58,324)	**(1,775,610)**	3,030,350
Sportsfields and stadium	94,468,662	-	-	-	-	-	**94,468,662**	(12,355,930)	-	-	(2,429,324)	(4,490,175)	**(19,275,429)**	75,193,233
Community halls	26,841,961	893,906	-	-	-	-	**27,735,867**	(3,072,398)	-	-	(732,790)	-	**(3,805,188)**	23,930,679
Other	101,854,137	515,500	-	-	-	-	**102,369,637**	(12,930,091)	-	-	(2,642,290)	(1,406,056)	**(16,978,437)**	85,391,200
Cemeteries	224,224	-	-	-	-	-	**224,224**	(170,381)	-	-	(5,925)	-	**(176,306)**	47,918
	228,194,944	**1,409,406**	-	-	-	-	**229,604,350**	**(30,135,152)**	-	-	**(5,921,263)**	**(5,954,555)**	**(42,010,970)**	**187,593,380**

Winnie Madikizela-Mandela Local Municipality

Winnie Madikizela-Mandela Local Municipality

Appendix B

Analysis of property, plant and equipment as at 30 June 2024

	Cost/Revaluation							Accumulated depreciation						
	Opening Balance Rand	Additions Rand	Disposals Rand	Transfers Rand	Revaluations Rand	Other changes, movements Rand	Closing Balance Rand	Opening Balance Rand	Disposals Rand	Transfers Rand	Depreciation Rand	Impairment loss Rand	Closing Balance Rand	Carrying value Rand
Heritage assets														
Other	1,260,799	-	-	-	-	-	**1,260,799**	-	-	-	-	-	-	1,260,799
	1,260,799	-	-	-	-	-	**1,260,799**	-	-	-	-	-	-	**1,260,799**
Specialised vehicles														
Other assets														
General vehicles	16,888,019	5,297,810	(1,063,907)	-	-	-	**21,121,922**	(7,711,873)	178,556	-	(1,087,032)	-	**(8,620,349)**	12,501,573
Plant & equipment	27,944,032	267,932	(140,108)	-	-	-	**28,071,856**	(19,523,220)	(989,773)	129,537	(18,434)	-	**(20,401,890)**	7,669,966
Computer Equipment	11,256,392	2,386,761	(180,758)	-	-	-	**13,462,395**	(6,925,199)	(1,347,860)	119,223	(242,503)	-	**(8,396,339)**	5,066,056
Computer Software (part of computer equipment)	2,740,673	-	-	-	-	**4,212,789**	**6,953,462**	(2,109,214)	(128,594)	-	-	-	**(2,237,808)**	4,715,654
Furniture & Fittings	310,845	-	(785)	-	-	-	**310,060**	(175,266)	(26,294)	782	(1,474)	-	**(202,252)**	107,808
Office Equipment	12,227,628	788,779	(1,063,907)	-	-	-	**11,952,500**	(10,289,173)	(63,024)	1,056,064	(62,355)	-	**(9,358,488)**	2,594,012
Markets	720,000	-	-	-	-	**1,593,522**	**2,313,522**	(57,600)	-	-	(28,800)	-	**(86,400)**	2,227,122
Civic land and buildings	39,160,310	-	-	-	-	**91,588,617**	**130,748,927**	(1,240,993)	-	-	(1,087,493)	-	**(2,328,486)**	128,420,441
Other buildings	14,349,881	-	-	-	-	-	**14,349,881**	(1,431,761)	-	-	(402,255)	-	**(1,834,016)**	12,515,865
Bins and Containers	1,646,434	374,751	(352,507)	-	-	-	**1,668,678**	(1,470,773)	(38,861)	352,255	-	-	**(1,157,379)**	511,299
	127,244,214	**9,116,033**	**(2,801,972)**	-	-	**97,394,928**	**230,953,203**	**(50,935,072)**	**(2,415,850)**	**1,657,861**	**(2,930,346)**	-	**(54,623,407)**	**176,329,796**

Winnie Madikizela-Mandela Local Municipality
Winnie Madikizela-Mandela Local Municipality
Appendix B

Analysis of property, plant and equipment as at 30 June 2024

	Cost/Revaluation							Accumulated depreciation						
	Opening Balance Rand	Additions Rand	Disposals Rand	Transfers Rand	Revaluations Rand	Other changes, movements Rand	Closing Balance Rand	Opening Balance Rand	Disposals Rand	Transfers Rand	Depreciation Rand	Impairment loss Rand	Closing Balance Rand	Carrying value Rand
Total property plant and equipment														
Land and buildings	52,392,828	4,324,800	(3,489)	-	-	-	**56,714,139**	-	-	-	-	-	-	56,714,139
Infrastructure	943,713,927	79,077,641	(5,825,213)	81,431,535	-	-	**1,098,397,890**	(302,988,527)	3,939,010	-	(37,982,706)	(9,796,328)	**(346,828,551)**	751,569,339
Community Assets	228,194,944	1,409,406	-	-	-	-	**229,604,350**	(30,135,152)	-	-	(5,921,263)	(5,954,555)	**(42,010,970)**	187,593,380
Heritage assets	1,260,799	-	-	-	-	-	**1,260,799**	-	-	-	-	-	-	1,260,799
Other assets	127,244,214	9,116,033	(2,801,972)	-	-	97,394,928	**230,953,203**	(50,935,072)	(2,415,850)	1,657,861	(2,930,346)	-	**(54,623,407)**	176,329,796
	1,352,806,712	**93,927,880**	**(8,630,674)**	**81,431,535**	-	**97,394,928**	**1,616,930,381**	**(384,058,751)**	**1,523,160**	**1,657,861**	**(46,834,315)**	**(15,750,883)**	**(443,462,928)**	**1,173,467,453**
Agricultural/Biological assets														
Intangible assets														
Investment properties														
Investment property	42,209,500	7,084,700	-	-	-	-	**49,294,200**	-	-	-	-	-	-	49,294,200
	42,209,500	**7,084,700**	-	-	-	-	**49,294,200**	-	-	-	-	-	-	**49,294,200**
Total														
Land and buildings	52,392,828	4,324,800	(3,489)	-	-	-	**56,714,139**	-	-	-	-	-	-	56,714,139
Infrastructure	943,713,927	79,077,641	(5,825,213)	81,431,535	-	-	**1,098,397,890**	(302,988,527)	3,939,010	-	(37,982,706)	(9,796,328)	**(346,828,551)**	751,569,339
Community Assets	228,194,944	1,409,406	-	-	-	-	**229,604,350**	(30,135,152)	-	-	(5,921,263)	(5,954,555)	**(42,010,970)**	187,593,380
Heritage assets	1,260,799	-	-	-	-	-	**1,260,799**	-	-	-	-	-	-	1,260,799
Other assets	127,244,214	9,116,033	(2,801,972)	-	-	97,394,928	**230,953,203**	(50,935,072)	(2,415,850)	1,657,861	(2,930,346)	-	**(54,623,407)**	176,329,796
Investment properties	42,209,500	7,084,700	-	-	-	-	**49,294,200**	-	-	-	-	-	-	49,294,200
	1,395,016,212	**101,012,580**	**(8,630,674)**	**81,431,535**	-	**97,394,928**	**1,666,224,581**	**(384,058,751)**	**1,523,160**	**1,657,861**	**(46,834,315)**	**(15,750,883)**	**(443,462,928)**	**1,222,761,653**

Winnie Madikizela-Mandela Local Municipality
Winnie Madikizela-Mandela Local Municipality
Appendix B

Analysis of property, plant and equipment as at 30 June 2025

	Cost/Revaluation							Accumulated depreciation						
	Opening Balance Rand	Additions Rand	Disposals Rand	Transfers Rand	Revaluations Rand	Other changes, movements Rand	Closing Balance Rand	Opening Balance Rand	Disposals Rand	Transfers Rand	Depreciation Rand	Impairment loss Rand	Closing Balance Rand	Carrying value Rand
Land and buildings														
Land (Separate for AFS purposes)	3,098,628	-	-	3,912,891	-	-	**7,011,519**	-	-	-	-	-	-	3,098,628
Buildings (Separate for AFS purposes)	42,209,500	7,084,700	-	-	-	-	**49,294,200**	(4,930,376)	-	-	(645,389)	-	**(5,575,765)**	49,294,200
	45,308,128	**7,084,700**	-	**3,912,891**	-	-	**56,305,719**	**(4,930,376)**	-	-	**(645,389)**	-	**(5,575,765)**	**52,392,828**
Infrastructure														
Roads, Pavements & Bridges	715,543,457	81,036,753	(23,508,035)	-	-	**43,035,063**	**816,107,238**	(287,058,551)	14,930,916	929,484	(21,240,501)	(591,934)	**(293,030,586)**	522,147,168
Transmission & Reticulation	23,041,239	3,029,456	(854,830)	-	-	-	**25,215,865**	(4,469,580)	299,972	-	(627,800)	-	**(4,797,408)**	20,418,457
Waste Management	3,242,860	-	-	-	-	-	**3,242,860**	(1,463,715)	-	-	(8,195)	(1,732,429)	**(3,204,339)**	38,521
	741,827,556	**84,066,209**	**(24,362,865)**	-	-	**43,035,063**	**844,565,963**	**(292,991,846)**	**15,230,888**	**929,484**	**(21,876,496)**	**(2,324,363)**	**(301,032,333)**	**542,604,146**
Community Assets														
Parks & gardens	4,805,960	-	-	-	-	-	**4,805,960**	(1,553,742)	-	-	(110,934)	-	**(1,664,676)**	3,141,284
Sportsfields and stadium	83,561,345	10,907,317	-	-	-	-	**94,468,662**	(14,490,561)	-	-	(2,247,807)	(107,737)	**(16,846,105)**	77,622,557
Civic buildings	39,160,310	-	-	-	-	**91,588,617**	**130,748,927**	(1,240,993)	-	-	(1,087,493)	-	**(2,328,486)**	128,420,441
Community halls	26,841,961	-	-	-	-	-	**26,841,961**	(2,360,276)	-	-	(678,322)	-	**(3,038,598)**	23,769,563
Market Place	720,000	-	-	-	-	-	**720,000**	(57,600)	-	-	(28,800)	-	**(86,400)**	2,227,122
Sewage and sanitation	554,374	-	-	-	-	-	**554,374**	(21,156)	-	-	(11,087)	-	**(32,243)**	522,131
Creche	14,349,881	-	-	-	-	-	**14,349,881**	(1,431,761)	-	-	(402,255)	-	**(1,834,016)**	12,515,865
Cemeteries	224,224	-	-	-	-	-	**224,224**	(164,457)	-	-	(5,925)	-	**(170,382)**	53,843
Other	40,465,677	6,748,894	(145,000)	-	-	-	**47,069,571**	(7,641,446)	60,463	-	(1,067,962)	-	**(8,648,945)**	38,420,626
	210,683,732	**17,656,211**	**(145,000)**	-	-	**91,588,617**	**319,783,560**	**(28,961,992)**	**60,463**	-	**(5,640,585)**	**(107,737)**	**(34,649,851)**	**286,693,432**

Winnie Madikizela-Mandela Local Municipality

Winnie Madikizela-Mandela Local Municipality

Appendix B

Analysis of property, plant and equipment as at 30 June 2025

	Cost/Revaluation							Accumulated depreciation						
	Opening Balance Rand	Additions Rand	Disposals Rand	Transfers Rand	Revaluations Rand	Other changes, movements Rand	Closing Balance Rand	Opening Balance Rand	Disposals Rand	Transfers Rand	Depreciation Rand	Impairment loss Rand	Closing Balance Rand	Carrying value Rand
Heritage assets														
Buildings	1,230,799	-	-	-	-	-	1,230,799	-	-	-	-	-	-	1,230,799
Mayoral chain	-	30,000	-	-	-	-	30,000	-	-	-	-	-	-	30,000
	1,230,799	**30,000**	-	-	-	-	**1,260,799**	-	-	-	-	-	-	**1,260,799**
Specialised vehicles														
Other assets														
General vehicles	12,850,690	4,037,329	-	-	-	-	**16,888,019**	(6,600,152)	-	-	(1,111,721)	-	**(7,711,873)**	9,176,146
Plant & equipment	27,542,424	401,608	-	-	-	-	**27,944,032**	(17,781,696)	-	-	(1,722,650)	-	**(19,504,346)**	8,439,686
Computer Equipment	7,126,166	2,390,205	-	-	-	-	**9,516,371**	(4,378,047)	-	-	(950,846)	-	**(5,328,893)**	4,187,478
Computer Software (part of computer equipment)	2,230,573	600,000	(89,900)	-	-	4,212,789	**6,953,462**	(2,187,288)	-	-	(11,824)	-	**(2,199,112)**	4,754,350
Furniture & Fittings	245,845	65,000	-	-	-	-	**310,845**	(142,832)	-	-	(32,433)	-	**(175,265)**	135,580
Office Equipment	11,865,656	361,972	-	-	-	-	**12,227,628**	(9,395,628)	-	-	(855,901)	(37,740)	**(10,289,269)**	1,938,359
Bins and Containers	1,496,434	150,000	-	-	-	-	**1,646,434**	(1,053,434)	-	-	(417,078)	(18,873)	**(1,489,385)**	157,049
	63,357,788	**8,006,114**	**(89,900)**	-	-	**4,212,789**	**75,486,791**	**(41,539,077)**	-	-	**(5,102,453)**	**(56,613)**	**(46,698,143)**	**28,788,648**

Winnie Madikizela-Mandela Local Municipality
Winnie Madikizela-Mandela Local Municipality
Appendix B

Analysis of property, plant and equipment as at 30 June 2025

	Cost/Revaluation							Accumulated depreciation						
	Opening Balance Rand	Additions Rand	Disposals Rand	Transfers Rand	Revaluations Rand	Other changes, movements Rand	Closing Balance Rand	Opening Balance Rand	Disposals Rand	Transfers Rand	Depreciation Rand	Impairment loss Rand	Closing Balance Rand	Carrying value Rand
Total property plant and equipment														
Land and buildings	45,308,128	7,084,700	-	3,912,891	-	-	56,305,719	(4,930,376)	-	-	(645,389)	-	(5,575,765)	52,392,828
Infrastructure	741,827,556	84,066,209	(24,362,865)	-	-	43,035,063	844,565,963	(292,991,846)	15,230,888	929,484	(21,876,496)	(2,324,363)	(301,032,333)	542,604,146
Community Assets	210,683,732	17,656,211	(145,000)	-	-	91,588,617	319,783,560	(28,961,992)	60,463	-	(5,640,585)	(107,737)	(34,649,851)	286,693,432
Heritage assets	1,230,799	30,000	-	-	-	-	1,260,799	-	-	-	-	-	-	1,260,799
Other assets	63,357,788	8,006,114	(89,900)	-	-	4,212,789	75,486,791	(41,539,077)	-	-	(5,102,453)	(56,613)	(46,698,143)	28,788,648
	1,062,408,003	**116,843,234**	**(24,597,765)**	**3,912,891**	**-**	**138,836,469**	**1,297,402,832**	**(368,423,291)**	**15,291,351**	**929,484**	**(33,264,923)**	**(2,488,713)**	**(387,956,092)**	**911,739,853**
Agricultural/Biological assets														
Intangible assets														
Investment properties														
Investment property	40,471,783	-	-	-	-	1,737,717	42,209,500	-	-	-	-	-	-	42,209,500
	40,471,783	**-**	**-**	**-**	**-**	**1,737,717**	**42,209,500**	**-**	**-**	**-**	**-**	**-**	**-**	**42,209,500**
Total														
Land and buildings	45,308,128	7,084,700	-	3,912,891	-	-	56,305,719	(4,930,376)	-	-	(645,389)	-	(5,575,765)	52,392,828
Infrastructure	741,827,556	84,066,209	(24,362,865)	-	-	43,035,063	844,565,963	(292,991,846)	15,230,888	929,484	(21,876,496)	(2,324,363)	(301,032,333)	542,604,146
Community Assets	210,683,732	17,656,211	(145,000)	-	-	91,588,617	319,783,560	(28,961,992)	60,463	-	(5,640,585)	(107,737)	(34,649,851)	286,693,432
Heritage assets	1,230,799	30,000	-	-	-	-	1,260,799	-	-	-	-	-	-	1,260,799
Other assets	63,357,788	8,006,114	(89,900)	-	-	4,212,789	75,486,791	(41,539,077)	-	-	(5,102,453)	(56,613)	(46,698,143)	28,788,648
Investment properties	40,471,783	-	-	-	-	1,737,717	42,209,500	-	-	-	-	-	-	42,209,500
	1,102,879,786	**116,843,234**	**(24,597,765)**	**3,912,891**	**-**	**140,574,186**	**1,339,612,332**	**(368,423,291)**	**15,291,351**	**929,484**	**(33,264,923)**	**(2,488,713)**	**(387,956,092)**	**953,949,353**

Winnie Madikizela-Mandela Local Municipality
Appendix D

Segmental Statement of Financial Performance for the year ended

Prior Year				Current Year		
Actual Income Rand	Actual Expenditure Rand	Surplus /(Deficit) Rand		Actual Income Rand	Actual Expenditure Rand	Surplus /(Deficit) Rand
			Municipality			
-	59,256,647	(59,256,647)	Executive & Council/Mayor and Council	-	60,075,741	(60,075,741)
394,780,104	103,314,814	291,465,290	Finance & Admin/Finance	438,899,504	127,507,586	311,391,918
6,859,161	24,436,413	(17,577,252)	Planning and Development/Economic Development/Plan	3,148,719	32,221,706	(29,072,987)
1,596,647	8,199,430	(6,602,783)	Comm. & Social/Libraries and archives	1,364,511	13,249,079	(11,884,568)
-	1,055,800	(1,055,800)	Housing	-	1,105,446	(1,105,446)
4,665,642	14,133,203	(9,467,561)	Public Safety/Police	4,612,245	17,043,374	(12,431,129)
-	2,015,466	(2,015,466)	Sport and Recreation	157,890	2,251,828	(2,093,938)
-	2,530,794	(2,530,794)	Environmental Protection/Pollution Control	-	2,980,555	(2,980,555)
20,016,968	25,252,610	(5,235,642)	Waste Water Management/Sewerage	7,192,204	38,962,194	(31,769,990)
73,192,331	47,072,693	26,119,638	Road Transport/Roads	61,662,389	62,299,168	(636,779)
57,288,025	71,106,835	(13,818,810)	Electricity /Electricity Distribution	80,148,514	91,384,264	(11,235,750)
-	7,286,228	(7,286,228)	Other/Air Transport	-	4,030,064	(4,030,064)
558,398,878	**365,660,933**	**192,737,945**		**597,185,976**	**453,111,005**	**144,074,971**
			Municipal Owned Entities			
			Other charges			
558,398,878	365,660,933	192,737,945	Municipality	597,185,976	453,111,005	144,074,971
558,398,878	**365,660,933**	**192,737,945**	**Total**	**597,185,976**	**453,111,005**	**144,074,971**

Winnie Madikizela-Mandela Local Municipality
Appendix E(1)

Actual versus Budget (Revenue and Expenditure) for the year ended 30 June 2025

	Current year 2024 Act. Bal. Rand	Current year 2024 Adjusted budget Rand	Variance Rand	Var	Explanation of Significant Variances greater than 10% versus Budget
Revenue					
Sale of goods	211,969	200,724	11,245	5.6	
Property rates	22,852,923	23,421,196	(568,273)	(2.4)	
Service charges	59,047,702	53,763,944	5,283,758	9.8	
Construction contracts	16,870,892	19,680,500	(2,809,608)	(14.3)	
Rental of facilities and equipment	7,957,952	5,053,888	2,904,064	57.5	
Interest received (trading)	2,194,266	3,592,577	(1,398,311)	(38.9)	
Agency services	1,234,250	1,427,328	(193,078)	(13.5)	
Commissions received	198,240	209,960	(11,720)	(5.6)	
Recoveries	1,494,308	-	1,494,308	-	
Other income - (rollup)	236,567	180,000	56,567	31.4	
Fines, penalties and forfeits	1,285,810	225,000	1,060,810	471.5	
Licences and permit	2,170,631	2,277,024	(106,393)	(4.7)	
Grants and subsidies	436,392,155	457,785,801	(21,393,646)	(4.7)	
Interest received - investment	39,707,632	37,358,868	2,348,764	6.3	
Interest received - non exchange	5,242,681	4,700,003	542,678	11.5	
	597,097,978	609,876,813	(12,778,835)	(2.1)	
Expenses					
Personnel	(134,248,345)	(139,882,883)	5,634,538	(4.0)	
Remuneration of councillors	(27,795,061)	(28,480,421)	685,360	(2.4)	
Depreciation	(51,880,162)	(64,535,824)	12,655,662	(19.6)	
Amortisation	(160,667)	-	(160,667)	-	
Impairments	(6,755,373)	(3,000,000)	(3,755,373)	125.2	
Finance costs	(183,151)	(100,008)	(83,143)	83.1	
Debt Impairment	(6,629,622)	(6,108,780)	(520,842)	8.5	
Inventory	(21,892)	-	(21,892)	-	
Lease rentals on operating lease	(6,923,442)	(7,226,708)	303,266	(4.2)	
Bulk purchases	(53,481,023)	(53,792,448)	311,425	(0.6)	
Contracted Services	(103,682,110)	(136,585,487)	32,903,377	(24.1)	
Transfers and Subsidies	(4,984,480)	(5,263,158)	278,678	(5.3)	
General Expenses	(56,045,261)	75,060,343	(131,105,604)	(174.7)	
	(452,790,589)	(369,915,374)	(82,875,215)	22.4	
Other revenue and costs					
Gain or loss on disposal of assets and liabilities	(2,796,917)	5,200,000	(7,996,917)	(153.8)	
Fair value adjustments	4,324,800	-	4,324,800	-	
	1,527,883	5,200,000	(3,672,117)	(70.6)	
Net surplus/ (deficit) for the year	145,835,272	245,161,439	(99,326,167)	(40.5)	

Winnie Madikizela-Mandela Local Municipality
Appendix E(2)

Budget Analysis of Capital Expenditure as at 30 June 2025

	Additions Rand	Revised Budget Rand	Variance Rand	Variance %
Municipality				
Executive & Council/Mayor and Council	-	1,304,348	1,304,348	**100**
Finance & Admin/Finance	97,343,435	8,665,754	(88,677,681)	**(1,023)**
Planning and Development/Economic Development/Plan	4,168,977	11,043,483	6,874,506	**62**
Comm. & Social/Libraries and archives	9,168,503	18,386,411	9,217,908	**50**
Public Safety/Police	120,000	120,000	-	**-**
Sport and Recreation	234,850	250,668	15,818	**6**
Waste Management	7,895,099	3,233,407	(4,661,692)	**(144)**
Road Transport/Roads	90,684,198	81,162,211	(9,521,987)	**(12)**
Electricity /Electricity Distribution	7,482,929	10,635,258	3,152,329	**30**
	217,097,991	**134,801,540**	**(82,296,451)**	**(61)**
	18,537	**-**	**(18,537)**	**-**

Appendix F
Disclosures of Grants and Subsidies in terms of Section 123 MFMA, 56 of 2003

Name of Grants	Name of organ of state or municipal entity	Quarterly Receipts				Quarterly Expenditure				Did your municipality comply with the grant conditions in terms of grant framework in the latest Division of Revenue Act
		Sep	Dec	Mar	Jun	Sep	Dec	Mar	Jun	Yes/ No
EQUITABLE SHARE	National Treasury	149,767,000	119,814,000	89,860,000	-	88,921,779	68,892,396	50,170,327	58,911,612	Yes
		-	-	-	-	-	-	-	-	Yes
MIG	National Treasury	18,605,000	18,732,000	19,175,000	-	17,283,363	13,242,210	17,337,422	8,649,005	Yes
FMG	National Treasury	2,100,000	-	-	-	102,454	386,922	267,310	571,438	Yes
Library Grant	Sports Arts and Recreational	-	1,147,000	-	-	44,390	19,941	46,359	904,806	Yes
EPWP	National	745,000	1,341,000	895,000	-	2,237,675	743,329	-	-	Yes
		-	-	-	-	-	-	-	-	Yes
Disaster Recovery Grant	National Treasury	-	-	21,829,000	-	-	-	-	1,698,424	Yes
Disaster Response Grant	National Treasury	-	-	-	-	-	-	-	5,923,773	Yes
INEP	National Treasury	8,140,870	9,130,435	5,560,062	-	9,470,183	4,572,784	7,257,764	1,530,635	Yes
IDP Grant	Alfred Ndzo DM	-	-	-	-	-	-	102,390	55,500	Yes
		-	-	-	-	-	-	-	-	
		179,357,870	150,164,435	137,319,062	-	118,059,844	87,857,582	75,181,572	78,245,193	

Note: A municipality should provide additional information on how a grant was spent per Vote. This excludes allocations from the Equitable Share.

Appendix G1
Budgeted Financial Performance (revenue and expenditure by functional classification) for the year ended June 30, 2025

	2024/2025								2023/24			
	Original Budget	Budget Adjustments (i.t.o. s28 and s31 of the MFMA)	Final Budget	Actual Outcome	Unauthorised expenditure	Variance of Actual Outcome against Adjustments Budget	Actual Outcome as % of Final Budget	Actual Outcome as % of Original Budget	Reported unauthorised expenditure	Expenditure authorised in terms of section 32 of MFMA	Balance to be recovered	Restated Audited Outcome
	Rand	Rand	Rand	Rand	Rand	Rand	Rand	Rand	Rand	Rand	Rand	Rand
Revenue - Functional												
Municipal governance and administration	**420,864,996**	**11,801,755**	**432,666,751**	**440,325,189**		**7,658,438**	**102 %**	**105 %**				**424,575,068**
Executive and council	-	150,000	150,000	-		(150,000)	- %	DIV/0 %				100,000
Finance and administration	420,864,996	11,651,755	432,516,751	440,325,189		7,808,438	102 %	105 %				424,475,068
Internal audit	-	-	-	-		-	DIV/0 %	DIV/0 %				-
Community and public safety	**5,829,656**	**(100,000)**	**5,729,656**	**5,970,745**		**241,089**	**104 %**	**102 %**				**5,368,694**
Community and social services	1,383,336	130,000	1,513,336	1,364,510		(148,826)	90 %	99 %				703,053
Sport and recreation	200,000	-	200,000	157,890		(42,110)	79 %	79 %				-
Public safety	4,246,320	(230,000)	4,016,320	4,448,345		432,025	111 %	105 %				4,665,641
Housing	-	-	-	-		-	DIV/0 %	DIV/0 %				-
Health	-	-	-	-		-	DIV/0 %	DIV/0 %				-
Economic and environmental services	**68,136,432**	**17,764,305**	**85,900,737**	**64,811,108**		**(21,089,629)**	**75 %**	**95 %**				**74,257,421**
Planning and development	2,936,028	125,000	3,061,028	3,148,719		87,691	103 %	107 %				5,382,405
Road transport	65,200,404	17,639,305	82,839,709	61,662,389		(21,177,320)	74 %	95 %				68,875,016
Environmental protection	-	-	-	-		-	DIV/0 %	DIV/0 %				-
Trading services	**88,799,292**	**(3,061,935)**	**85,737,357**	**87,340,718**		**1,603,361**	**102 %**	**98 %**				**71,273,056**
Energy sources	79,600,392	(2,100,000)	77,500,392	80,148,514		2,648,122	103 %	101 %				64,121,888
Water management	-	-	-	-		-	DIV/0 %	DIV/0 %				-
Waste water management	-	-	-	-		-	DIV/0 %	DIV/0 %				-
Waste management	9,198,900	(961,935)	8,236,965	7,192,204		(1,044,761)	87 %	78 %				7,151,168
Other	-	-	-	-		-	**DIV/0 %**	**DIV/0 %**				-
Other	-	-	-	-		-	DIV/0 %	DIV/0 %				-
Total Revenue - Functional	**583,630,376**	**26,404,125**	**610,034,501**	**598,447,760**		**(11,586,741)**	**98 %**	**103 %**				**575,474,239**

Appendix G1
Budgeted Financial Performance (revenue and expenditure by functional classification) for the year ended June 30, 2025

	2024/2025											2023/24
	Original Budget	Budget Adjustments (i.t.o. s28 and s31 of the MFMA)	Final Budget	Actual Outcome	Unauthorised expenditure	Variance of Actual Outcome against Adjustments Budget	Actual Outcome as % of Final Budget	Actual Outcome as % of Original Budget	Reported unauthorised expenditure	Expenditure authorised in terms of section 32 of MFMA	Balance to be recovered	Restated Audited Outcome
	Rand	Rand	Rand	Rand	Rand	Rand	Rand	Rand	Rand	Rand	Rand	Rand
Expenditure - Functional												
Governance and administration	**220,561,692**	**3,309,500**	**223,871,192**	**195,010,948**	-	**(28,860,244)**	**87 %**	**88 %**	-	-	-	**183,330,892**
Executive and council	63,052,728	4,511,364	67,564,092	60,075,741	-	(7,488,351)	89 %	95 %	-	-	-	69,824,223
Finance and administration	152,028,312	(2,444,000)	149,584,312	128,663,261	-	(20,921,051)	86 %	85 %	-	-	-	108,802,079
Internal audit	5,480,652	1,242,136	6,722,788	6,271,946	-	(450,842)	93 %	114 %	-	-	-	4,704,590
Community and public safety	**36,258,648**	**563,664**	**36,822,312**	**33,649,725**	-	**(3,172,587)**	**91 %**	**93 %**	-	-	-	**29,225,454**
Community and social services	14,083,032	1,096,020	15,179,052	13,249,078	-	(1,929,974)	87 %	94 %	-	-	-	8,095,262
Sport and recreation	3,104,364	(448,284)	2,656,080	2,251,828	-	(404,252)	85 %	73 %	-	-	-	2,549,469
Public safety	18,010,704	(115,072)	17,895,632	17,043,374	-	(852,258)	95 %	95 %	-	-	-	17,493,141
Housing	1,060,548	31,000	1,091,548	1,105,445	-	13,897	101 %	104 %	-	-	-	1,087,582
Health	-	-	-	-	-	-	DIV/0 %	DIV/0 %	-	-	-	-
Economic and environmental services	**114,612,864**	**7,315,223**	**121,928,087**	**97,545,940**	-	**(24,382,147)**	**80 %**	**85 %**	-	-	-	**97,799,284**
Planning and development	33,167,784	2,481,770	35,649,554	32,272,717	-	(3,376,837)	91 %	97 %	-	-	-	32,423,155
Road transport	78,631,056	4,820,453	83,451,509	62,292,668	-	(21,158,841)	75 %	79 %	-	-	-	62,835,735
Environmental protection	2,814,024	13,000	2,827,024	2,980,555	-	153,531	105 %	106 %	-	-	-	2,540,394
Trading services	**124,132,716**	**7,682,288**	**131,815,004**	**130,404,458**	-	**(1,410,546)**	**99 %**	**105 %**	-	-	-	**110,076,419**
Energy sources	93,136,464	929,515	94,065,979	91,442,264	-	(2,623,715)	97 %	98 %	-	-	-	81,010,262
Water management	-	-	-	-	-	-	DIV/0 %	DIV/0 %	-	-	-	-
Waste water management	-	-	-	-	-	-	DIV/0 %	DIV/0 %	-	-	-	-
Waste management	30,996,252	6,752,773	37,749,025	38,962,194	-	1,213,169	103 %	126 %	-	-	-	29,066,157
Other	**4,264,392**	**297,000**	**4,561,392**	**4,030,064**	-	**(531,328)**	**88 %**	**95 %**	-	-	-	-
Other	4,264,392	297,000	4,561,392	4,030,064	-	(531,328)	88 %	95 %	-	-	-	3,412,749
Total Expenditure - Functional	**499,830,312**	**19,167,675**	**518,997,987**	**460,641,135**	-	**(58,356,852)**	**89 %**	**92 %**	-	-	-	**423,844,798**
Surplus/(Deficit) for the year	**83,800,064**	**7,236,450**	**91,036,514**	**137,806,625**		**46,770,111**	**151 %**	**164 %**				**151,629,441**

Appendix G2
Budgeted Financial Performance (revenue and expenditure by municipal vote) for the year ended June 30, 2025

	2024/2025											2023/2024
	Original Budget	Budget Adjustments (i.t.o. s28 and s31 of the MFMA)	Final Budget	Actual Outcome	Unauthorised expenditure	Variance of Actual Outcome against Adjustments Budget	Actual Outcome as % of Final Budget	Actual Outcome as % of Original Budget	Reported unauthorised expenditure	Expenditure authorised in terms of section 32 of MFMA	Balance to be recovered	Restated Audited Outcome
	Rand	Rand	Rand	Rand	Rand	Rand	Rand	Rand	Rand	Rand	Rand	Rand
Revenue by Vote												
Municipal Manager	-	150,000	150,000	150,000		-	100 %	DIV/0 %				-
Budget and Treasury Office	388,792,272	10,389,997	399,182,269	409,584,664		10,402,395	103 %	105 %				373,262,566
Corporate Services	448,932	50,000	498,932	527,094		28,162	106 %	117 %				575,685
Development Planning	31,734,216	1,336,755	33,070,971	33,897,126		826,155	102 %	107 %				22,795,240
Community and Social Services	15,028,572	(1,061,943)	13,966,629	13,221,296		(745,333)	95 %	88 %				26,169,067
Engineering Services	147,626,400	15,539,301	163,165,701	145,388,167		(17,777,534)	89 %	98 %				135,704,598
Total Revenue by Vote	**583,630,392**	**26,404,110**	**610,034,502**	**602,768,347**		**(7,266,155)**	**99 %**	**103 %**				**558,507,156**
Expenditure by Vote to be appropriated												
Mayor and council	48,458,532	828,904	49,287,436	43,012,114	-	(6,275,322)	87 %	89 %	-	-	-	43,248,455
Municipal Manager	39,236,904	4,142,276	43,379,180	39,812,388	-	(3,566,792)	92 %	101 %	-	-	-	35,627,361
Budget and Treasury Office	43,075,140	(306,972)	42,768,168	36,030,537	-	(6,737,631)	84 %	84 %	-	-	-	28,052,365
Corporate Services	68,784,660	(8,415,572)	60,369,088	45,768,519	-	(14,600,569)	76 %	67 %	-	-	-	40,986,173
Development Planning	29,542,524	3,099,770	32,642,294	29,759,103	-	(2,883,191)	91 %	101 %	-	-	-	21,967,413
Community and Social Services	92,455,428	13,990,549	106,445,977	100,058,101	-	(6,387,876)	94 %	108 %	-	-	-	71,784,211
Engineering Services	178,277,124	5,828,400	184,105,524	159,298,021	-	(24,807,503)	87 %	89 %	-	-	-	123,338,967
Total Expenditure by Vote	**499,830,312**	**19,167,355**	**518,997,667**	**453,738,783**	-	**(65,258,884)**	**87 %**	**91 %**	-	-	-	**365,004,945**
Surplus/(Deficit) for the year	**83,800,080**	**7,236,755**	**91,036,835**	**149,029,564**		**57,992,729**	**164 %**	**178 %**				**193,502,211**

14.11 CoGTA Standardized Performance Indicators

CONSIDERATION OF KEY PERFORMANCE INDICATORS IN THE DEVELOPMENT OF THE ANNUAL REPORT

The following is the list of indicators that were agreed upon and on how the performance information should be populated: -

Chapter: Organisational Transformation and Institutional Development –KPA 1

Annual performance as per key performance indicators in municipal transformation and organizational development

	Indicator name	Total number of people (planned for) during the year under review	Achievement level during the year under review	Achievement percentage during the year	Comments on the gap
1	Vacancy rate for all approved and budgeted posts;	250	281	13%	Funding
2	Percentage of appointment in strategic positions (Municipal Manager and Section 57 Managers)	06	0	100%	N/A
3	Percentage of Section 57 Managers including Municipal Managers who attended at least 1 skill development training course within the FY	03	05	110%	N/A
4	Percentage of Managers in Technical Services with a professional qualification	100%	100%	100%	N/A
5	Level of PMS effectiveness in the DM – (DM to report)				
6	Level of effectiveness of PMS in the LM – (LM to report)				
7	Percentage of staff that have undergone a skills audit (including competency profiles) within the current 5year term	60% manual	0	0%	The department (COGTA) has introduces a skills gap system to be utilised by municipalities and training is being descalated.
8	Percentage of councillors who attended a skill development training	64	100%	100%	N/A

	Indicator name	Total number of people (planned for) during the year under review	Achievement level during the year under review	Achievement percentage during the year	Comments on the gap
	within the current 5 year term				
9	Percentage of staff complement with disability	3%	2.84%	2.84%	N/A
10	Percentage of female employees	50%	50%	50%	N/A
11	Percentage of employees that are aged 35 or younger	45%	45%	45%	N/A
12	Adoption and implementation of a HRD including Workplace Skills Plan	43	37	82%	N/A

Chapter: Basic Service delivery performance highlights (KPA 2)

Annual performance as per key performance indicators in water services

	Indicator name	Total number of household/customers expected to benefit	Estimated backlogs (actual numbers)	Target set for the FY under review (actual numbers)	Number of HH/customer reached during the FY	Percentage of achievement during the year
1	Percentage of households with access to potable water	**ANDM**				
2	Percentage of indigent households with access to free basic potable water	**ANDM**				

Annual performance as per key performance indicators in Electricity services

	Indicator name	Total number of household/customers expected to benefit	Estimated backlogs (actual numbers)	Target set for the f. year under review (actual numbers)	Number of HH/customer reached during the FY	Percentage of achievement during the year
1	Percentage of households with access to electricity services	962	5581	962	972	99%

2	Percentage of indigent households with access to basic electricity services	11 641	8341	Subsidise 100% of beneficiaries that claim FBE.	3300	Subsidised 100% of beneficiaries that claim FBE.
3	Percentage of indigent households with access to free alternative energy sources	11 641	11 632	Subsidise 100% of beneficiaries that claim FBAE.	9	Subsidised 100% of beneficiaries that claim FBAE.

Annual performance as per key performance indicators in sanitation services

	Indicator name	Total number of household/customers expected to benefit	Estimated backlogs (actual numbers)	Target set for the f. year under review	Number of HH/customer reached	Percentage of achievement during the year
1	Percentage of households with access to sanitation services	**N/A**				
2	Percentage of indigent households with access to free basic sanitation services	**N/A**				

Annual performance as per key performance indicators in road maintenance services -

	Indicator name	Total number of household/customers expected to benefit	Estimated backlogs (actual numbers)	Target set for the f. year under review (Actual KMs)	Kms achieved during the FY	Percentage of achievement during the year
1	Percentage of households without access to gravel or graded roads	1574,14	509,74	110	132	120%
2	Percentage of road infrastructure requiring upgrade	1574,14	186,16	4,4	0	0%
3	Percentage of planned new road infrastructure	1574,14	509,74	29,2	29,3	100%

	actually constructed					
4	Percentage of capital budget reserved for road upgrading and maintenance effectively used.	1574,14	509,74	30,6	21	67%

15.

16. Annual performance as per key performance indicators in waste management services

17.

	Indicator name	Total number of household/customers expected to benefit	Estimated backlogs (actual numbers)	Target set for the f. year under review	Number of HH/customer reached	Percentage of achievement during the year
1	Percentage of households with access to refuse removal services	442	301	Facilitate provision of free refuse removal to qualifying beneficiaries.	442	Facilitated provision of free refuse removal to qualifying beneficiaries.
2	Existence of waste management plan	**YES**				

Annual performance as per key performance indicators in housing and town planning services

	Indicator name	Total number of household/customers expected to benefit	Estimated backlogs (Actual numbers)	Target set for the f. year under review	Number of HH/customer reached	Percentage of achievement during the year
1	Percentage of households living in informal settlements	**N/A**				
2	Percentage of informal settlements that have been provided with basic services	**N/A**				
3	Existence of an effective indigent policy	The Municipality adopted an Indigent Policy which currently acts as a guide and framework in terms of indigent support services. The main objectives of the policy are the following: • to provide basic services to the community in a sustainable manner, within the financial and administrative capacity of the council; and to provide procedures and guidelines for the subsidization of basic service(s) charges to its indigent households, using the council's budgetary provisions received from central government in accordance with prescribed policy guidelines.				
4	Existence of an approved SDF	Yes. WMMLM 2025 SDF adopted and approved in June 2025				

5	Existence of Land Use Management System (LUMS)	Yes. WMMLM Land Use Scheme and was adopted in 2021

CHAPTER: MUNICIPAL LOCAL ECONOMIC DEVELOPMENT FRAMEWORK- (KPA 3)

Annual performance as per key performance indicators in LED

	Indicator name	**Target set for the year**	**Achievement level during the year (absolute figure)**	**Achievement percentage during the year**
1	Existence of LED unit	The unit is fully fledged	100%	100%
2	Percentage of LED Budget spent on LED related activities.	100%	100%	100%
3	Existence of LED strategy	The LED strategy does exist and it has been reviewed and adopted in 2023		
4	Number of LED stakeholder forum meetings held	4	4	100%
5	Plans to stimulate second economy	To support 2 scale fishers. To support and capacitate 40 incubatees. Capacitate 30 and support 10 Conduct 2 mining awareness campaigns wholesalers and retailers	Supported 2 scale fishers Supported 40 incubatees Conducted 2 awareness campaigns Capacitated 52 wholesalers and retailers	100% 100% 100%
6	Percentage of SMME that have benefited from a SMME support program	30	45	100%
7	Number of job opportunities created through EPWP	308	315	100%
8	Number of job opportunities created through PPP	24	24	100%

Chapter: MUNICIPAL FINANCIAL VIABILITY AND MANAGEMENT (KPA 4)

Annual performance as per key performance indicators in financial viability

	Indicator name	
1	Status of the audit outcome	Unqualified with findings

2	Submission of AFS after the end of financial year	**2024/25 AFS submitted to Auditor General on 31st August 2025.**		
		Target set for Capital Budget (R000)	**Achievement level during the year R(000)Amount spent against capital budget (R000)**	**Percentage spent on capital budget during the year vs the actual revenue**
3	Percentage of expenditure of capital budget	162,334,272.00	107 809 204	66%
4	Percentage of salary budget as of the total operational budget	518,997,987.00	174 662 738.00	34%
5	Total municipal trade creditors	75,048,980.00	64 377 772.00	85%
6	Total municipal own revenue as a percentage of the total actual budget	610,034,501.00	601,631,235.14	99%
7	Rate of municipal consumer debtors' increase	91 886 332.00	93 643 014.00	2%
8	Percentage of MIG budget appropriately spent	56,512,000.00	56 512 000.00	100%
9	Municipalities with functional Audit Committee	Yes		

Chapter: GOOD GOVERNANCE AND PUBLIC PARTICIPATION- (KPA 5)

No	Indicator name	Target set for the year	Achievement level during the year (absolute figure)	Achievement percentage during the year
1	% of ward committees established	100 %	320	100 %
2	% of ward committees that are functional	100 %	320	100 %
3	Existence of an effective system to monitor CDWs	CDW monitoring is fully functional, CDW round table meeting are convened once a quarter currently and they sit on monthly ward committee structures meetings to provide administrative support. On annual basis, CDW Awareness Campaign is convened. The municipality has 19 CDW's out 32 wards and that causes shortage in servicing people.		
4	Existence of an IGR strategy	NO ,however there are terms of refence in place and IGR is conducted in each quarter.		
5	Effective of IGR structural meetings	4	4	100%
6	Existence of an effective communication strategy	YES, strategy is in place and reviewed every financial year.		

No	Indicator name	Target set for the year	Achievement level during the year (absolute figure)	Achievement percentage during the year
7	Number of mayoral imbizos conducted	2	2	100%
8	Existence of a fraud prevention mechanism	YES, the municipality has conducted 2 fraud and anti-corruption awareness's and there is fraud policy in place and was last reviewed in June 2025.		

17.1 Oversight Report

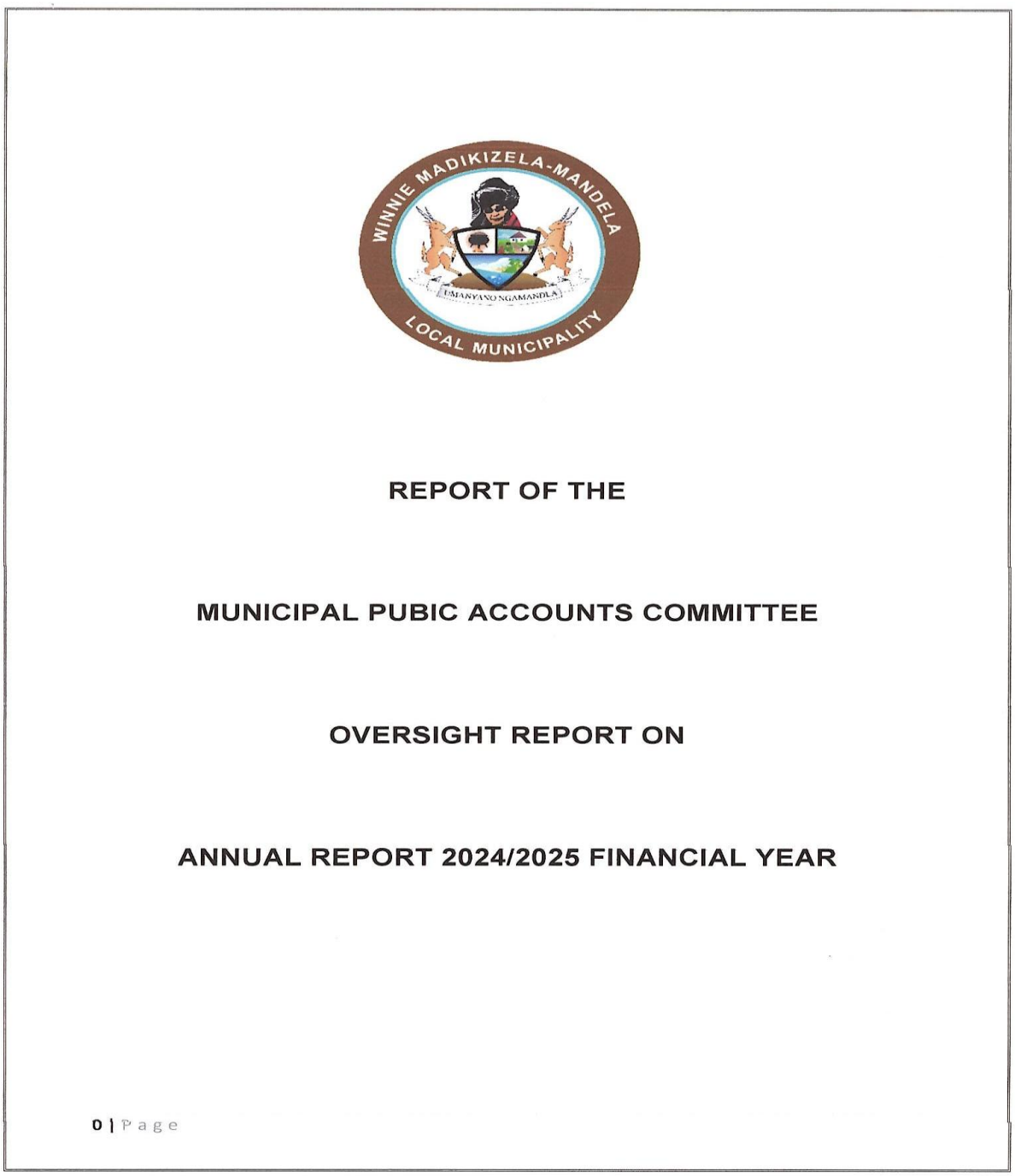

REPORT OF THE

MUNICIPAL PUBIC ACCOUNTS COMMITTEE

OVERSIGHT REPORT ON

ANNUAL REPORT 2024/2025 FINANCIAL YEAR

0 | Page

TABLE OF CONTENT

ITEM	PAGE NO
INTRODUCTION	2
BACKGROUND	2
FUNCTIONS OF MPAC	3
COMPOSITION OF THE COMMITTEE	3
AUTHORITY AND POWER	4
OVERSIGHT REPORT PROCESS	4
MPAC MEETINGS	5
AUDIT REPORT 2024/2025 FY	5
MATTERS OF EMPHASIS	5 - 6
AUDIT CORRECTIVE ACTION PLAN	6 - 7
OBSERVATIONS AND FINDINGS	7
RECOMMENDATIONS	7
OVERSIGHT ON ANNUAL REPORT 2024/2025 FY	7 - 8
KEY COMPONENTS	8
CHECKLIST ACTIVITY AND OBSERVATIONS	9
PROJECT VERIFICATION	9 - 11
OBSERVATION AND FINDINGS	11
PUBLIC CONSULTATION	11-12
OBSERVATION	12
RECOMMENDATIONS	12

1. INTRODUCTION

The LG Municipal Structures Act No. 117 of 1998 as amended establishes committees of council in terms of section 79 and section 80 thereof for effective and efficient performance of any of the council functions or exercise of any of its powers. The Municipal Finance Management Act No 56 of 2003 assigns specific oversight responsibilities to Council regarding the Annual report and preparation of the oversight report as well as ad hoc functions.

The National Treasury **MFMA CIRCULAR 32** specifically sets out practical guidance to Council and Councillors in maintaining the oversight role in the local government:

> *Council is vested with the responsibility to oversee the performance of their respective municipality, as required by the Constitution, the Municipal Finance Management Act (MFMA) and Municipal Systems Act (MSA). This oversight responsibility of council is particularly important for the process of considering annual reports. Whilst, in the first instance it is left to the mayor or the Executive Committee to resolve any performance failures, ultimately the council is vested with power and responsibility to oversee both the executive and administration.*

Given the processes required by Council to effectively undertake its oversight role on the annual report, establishment of the MPAC of Council would provide appropriate mechanism in which Council could fulfil its oversight responsibility. The Municipal Public Accounts Committee is one such committee at the Winnie Madikizela-Mandela Local Municipality.

2. BACKGROUND

The oversight role of Council is an important component of the financial reforms and it is achieved through the separation of roles and responsibilities between Council, the Executive and Administration. Good governance, effective accountability, and oversight can only be achieved if there is a clear distinction between the functions performed by the different role players. Non - executive Councillors are required to maintain oversight on the performance of specific responsibilities and delegated powers that they have given to the Executive. In other words, in exchange for the powers in which Council has delegated to the Executive, Council retains a monitoring and oversight role ensuring that there is accountability for the performance and non-performance of the Municipality. The Municipal Finance Management Act, No 56 of 2003 vests in Council specific powers of approval and oversight:

- Approval of Budgets
- Approval of budget related Policies
- Review of the Annual Report and adoption of the Oversight Report

3. FUNCTIONS OF THE MUNICIPAL PUBLIC ACCOUNTS COMMITTEE (MPAC) OVERSIGHT COMMITTEE

The Functions of the Oversight Committee are to: -

1. Undertake a review and analysis of the Annual Report
2. Invite, receive and consider inputs from Councillors and Portfolio Committees, on the Annual Report
3. Consider written comments received on the Annual Report from the public consultation process
4. Conduct Public Hearings to allow the local community or any organs of state to make representations on the Annual Report
5. Receive and consider Councils Audit Committee views and comments on the Annual Financial Statements and the performance report
6. The Preparation of the draft oversight report, taking into consideration, the views and input of the public, representative(s) of the Auditor- General, organs of state, Council's Audit Committee and Councillors.

4. COMPOSITION OF THE OVERSIGHT COMMITTEE (MPAC)

4.1 MEMBERSHIP

MPAC is a committee of Council established under section 79 of the Municipal Structures Act, No 117 of 1998 and as amended in June 2021.

The Mayor, any member of the Executive Committee, Speaker, Whip of Council and Municipal Officials are not allowed to be members of MPAC.

The members of the Winnie Madikizela- Mandela Local Municipality's MPAC are listed hereunder

1.Cllr N.P. Mavundla	- Chairperson	(F)
2. Cllr A Maquthu	- Committee Member	(M)
3. Cllr Z H Dyarvane	- Committee Member	(M)
4. Cllr N Sikibi	- Committee Member	(F)
5. Cllr F N Sobazile	- Committee Member	(F)
6. Cllr K Zinya	- Committee Member	(M)
7. Cllr B.W Mangqalaza	– Committee Member	(M)
8. Cllr N Nxasana	- Committee Member	(M)

4.2. AUTHORITY AND POWERS

The MPAC is delegated the responsibility to conduct meetings and to hold public hearings to receive and hear public submissions on the Annual Report on behalf of Council.

5. THE OVERSIGHT (MPAC) REPORT PROCESS

The Annual Report 2024/2025 financial year was tabled before Municipal Council on the 29 January 2026 in terms of Section 127 (2) of the Municipal Finance Management Act (MFMA) No 56 of 2003, which provides that "*The Mayor of a Municipality must, within seven (7) months after the end of the financial year,* ***table in the Municipal Council the Annual Report of the Municipality***".

The Municipal Council further resolved that the report be referred to MPAC for Oversight.

Section 121(1) of MFMA states: "Every Municipality must each financial year prepare an Annual Report. The council must within nine months after the end of a financial year deal with the annual report of a municipality in accordance with section 129 that the Council must within two (2) months after the Annual Report has been tabled, considers the report and produce an Oversight Report on the Annual Report.

The Annual Report has been compiled in accordance with the statutory provisions of MFMA Section 121 and in accordance with the guidelines contained in the MFMA Circulars No 11, 32 and 63 and it was tabled before the Council in accordance with section 127 provisions.

Following the noting of the Annual Report 2024/2025 by Council, it was made available for inputs and comments from public, Councillors, Officials and Stakeholders. The report was advertised on municipal website and all role players were given the opportunity to comment. A copy was made accessible at the Mbizana Library. The Municipal Manager also submitted the Annual Report to the Auditor General, National Treasury and Provincial Treasury and Department of Cooperative Governance and Traditional Affairs, Eastern Cape Province.

6. MUNICIPAL PUBLIC ACCOUNTS COMMITTEE MEETING

On the 16 - 18 February 2026, MPAC Oversight Session with the Senior Management and invited portfolio heads councillors (service delivery department) was convened to review, analyse and discuss Audit Report and Audit Corrective Action Plan, Annual Report 2024/ 2025 FY and the following matters were raised and noted.

7. AUDIT REPORT 2024 / 2025 AND CORRECTIVE ACTION PLAN

7.1. AUDIT REPORT 2024/2025 FY

The Audit Report was tabled before Municipal Council on the 29 January 2026 and was further interrogated during oversight session held on the 16 – 18 February 2026.

The Auditor General reported that the financial statements present fairly, in all material respects, the financial position of the Winnie Madikizela-Mandela Local Municipality as at 30 June 2025 and its financial performance and cash flows for the year then ended in accordance with the Standards of Generally Recognised Accounting Practice (GRAP) and the requirements of the Municipal Finance Management Act 56 of 2003 (MFMA) and the Division of Revenue Act 5 of 2023 (Dora).

The audit opinion obtained by the municipality was Unqualified Audit Opinion with findings major finding being the same paragraph as last financial year which was disclosed. Major finding was on expenditure management on Irregular expenditure amounting to R69 1m which was caused by awarding work to panel of contractors in contravention with section 112(1) of the MFMA from July to November 2024.

Emphasis of matter items were as follows

a) Financial Assessment:

Municipality experiencing challenges in the collection of outstanding amounts due from debtors, which poses it to cashflow risk and liquidity risk.

b) Revenue Management

There has been an improvement on the debt collection period from (203.21 days) in the previous year to (184.06 days) in the current year.

c) Expenditure Management

Creditor payment period is 45 days which is more than 30 days. This indicates that the municipality is not adequately managing its working capital.

d) Annual Performance Report

Achievement of Planned Targets

Attention of Management and Political Leadership was drawn on non achievement of the key indicators as not all of the planned targets were achieved

Sampling was done on Basic Service Delivery KPA, where the KPA achieved 85% in planned targets and budget spent was 90% during the year under audit.

7.1.2. Discussions

Committee sort clarity regarding the increasing uncollected funds. It was noted that statutory debt increased from R8 million to R10 million and exchange revenue increased from R18 million to R20 million. Also wanted to

understand what plans the Municipality has in place to reduce uncollected funds and whether these plans are achieving the intended goals.

Response was provided that efforts are being made to collect outstanding debts, both statutory and non-statutory. However, there are factors beyond the Municipality's control that affect the ability of consumers to pay for services. Debt collector have been appointed to enforce by-laws. Management further stated that payment arrangements are being made with customers through debt settlement agreements, including the removal of interest where appropriate.
It was further noted that global economic factors also affect revenue collection, as some residents are unable to pay.

It was indicated that during oversight visits, it was recommended that Mqonjwana Access Road was impractical due to its steepness, sharp curves and danger to the community. Heavy rains further damaged the road that was already in poor condition. It was further stated that even under normal rainfall conditions, the road would eventually have been washed away.

Mqonjwana access road was designed by an external consultant, as the Municipality, consultant's assumptions and estimates were reportedly not clearly processed.

Explanation was that professional experts are required to have professional indemnity insurance and contractors must provide performance guarantees. On this project the Municipality must determine liability—whether it lies with the contractor or the consultant. A new consultant requested a letter from the previous contractor outlining construction challenges. A report was submitted to the Auditor-General, further stated that was in that for projects that are incomplete or if issues arise during project execution, the Municipality may claim against the consultant's professional indemnity insurance, provided the consultant's company is still in existence.

It was noted that legal implications, including possible claims, were also noted as risks.

Expenditure Management of the R69.1 million irregular expenditure matter has been corrected. Auditors accepted that the policy was amended before November 2025 and expressed satisfaction.

7.2. OBSERVATIONS AND FINDINGS

Members acknowledged that Mqonjwana Access Road was an old project and noted that there was no clear agreement or understanding regarding its route or suitability. It was accepted that the road may not have been properly planned and had weaknesses in community participation and oversight acknowledged as contributing factors.

7.3. AUDIT CORRECTIVE ACTION PLAN

Audit Corrective Action Plan was prepared via a portal system where remedial actions were loaded by all relevant departments. All findings have been corrected as they were operational and the major contributor on the Audit Opinion being Irregular Expenditure of R69 .1 million on appointment of panel of contractors in contravention with section 112(1) of the MFMA. Policy review was done in November 2025.

7.3.1. OBSERVATION AND FINDING

It was observed that irregular expenditure incurred due to SCM: Procurement and Contract Management – Competitive Bids and Procurement and contract management Allocation of work within the panel as identified as Non-Compliance with Laws was the major audit finding again even though necessary actions were implemented from the previous financial year action plan

8. RECOMMENDATIONS

On the motion of Councillor N Sikibi seconded by Councillor K Zinya it was resolved that:

8.1. Management should improve payment of creditors within 30 days not beyond.

8.2. Planned targets for the financial year be achieved by all departments.

8.3. Proper planning of projects and seeking of external expertise from other government entities should be considered.

8.4. Audit Report 2024/25 FY and Audit Corrective Action Plan be adopted by Council.

9. OVERSIGHT ON ANNUAL REPORT 2024/ 2025 FY

The Annual Report was prepared in compliance with Section 46 (1) of the MSA No.32 of 2000 read with Section 121 (1) of the MFMA No. 56 of 2003 which requires every municipality to prepare an Annual Report for each financial year which must be dealt with by council within nine months after the end of the Financial Year.

The AR was also done in line with MFMA Circulars 11 and 63 which are providing guidance to municipalities / municipal entities for the preparation of the Annual Report so as to improve on the quality of Annual Reporting. The report provided a record of the activities of the municipality during the 2022/2023 financial year; report on performance in service delivery and budget implementation for the financial year; to promote accountability to the local community for the decisions made throughout the year by the municipality.

9.1. KEY COMPONENTS OF THE ANNUAL REPORT

As stipulated in the MFMA Circular 63 the Annual Report covered the following key components: -

Chapter 1: Mayor's Foreword and Executive Summary

Chapter one (1) provided an introduction and overview of the municipality / municipal entity to the reader. Reflected the key decision-makers – both on political and administrative level – with the opportunity to provide an overview of the functions, geographical area and performance of the specific municipality / municipal entity.

Chapter 2: Governance

The chapter detailed the Governance Structures, Administrative Governance, Intergovernmental Relations, Public Participation and Accountability, Corporate Governance.

Chapter 3: Service Delivery Performance

The chapter contained the service delivery in terms of what has been achieved and what remains outstanding and it considers municipal performance derived from IDP objectives, translated into the SDBIP and presents data on Community needs and resources deployment.

Chapter 4: Organizational Development Performance:

Chapter four addressed information pertaining to the implementation of the institutional performance management system, organisational development and performance of a municipality in order to identify skills gaps and plans for the development of such skills.

Chapter 5: Financial Performance

The overview of the financial performance of the municipality was detailed in this chapter covering the following areas: -

- Statement of Financial Performance
- Spending against Capital Budget
- Cash flow Management and Investment
- Other Financial Matters

Chapter 6: Auditor General's Findings;

The chapter provided the Auditor-General Report of the previous financial year including the details on issues raised by the AG during the previous financial year's audit and remedial actions and preventative measures taken to address the issues.

Appendices

- Ward reporting
- Purpose of council committees

- Audit action plan

Volume II: AFS

As per the provisions of Section 67(1)(a)(iv) of the MFMA the Audited Financial Statements for the financial year under review has been reported on detailing the financial position of the institution.

9.2. CHECKLIST ACTIVITY AND OBSERVATIONS

Checklist of contents of Annual Report was conducted by three groups, the following was recommended to be added before submission of Final Annual Report to Council

Information on long-term contracts: Include a statement confirming no long - term contracts.

The use of conditional grants. Grant to include the current year and details of spending on all previous conditional grants, for the previous two financial years: A section with Grant spending comparison for the past two financial years must be included.

A statement on the previous financial year's Audit Opinion: Statement needs to be augmented to be specific to the financial year audit opinion i.e. 24/25 FY opinion.

Corporate Governance: **Public Satisfaction on Municipal Services:** Public satisfaction on municipal services be included.

Collection levels for revenue due: Statement / Revenue Collection to be included

Time taken to approve zoning and building plan applications during the financial year: Include time taken to approve zoning and building plan applications

A brief feedback of the operations and functions of individual wards, challenges experienced and measures taken to address them: Challenges are not indicated and experiences are missing only feedbacks captured.

Information related to Public Private Partnerships (PPP) in the municipality and its duration: Information is not reflective (It needs to be allocated to a specific department for ownership and accountability.

Managing the municipal workforce expenditure: Information provided in inadequate to the the extent that it does not include personnel expenditure.

10. PROJECT VERIFICATION

MPAC Committee members conducted project verification on the 3 & 4 March 2026 against the reported projects on the Annual Report 24/25 FY. Interviews were conducted with community members, ward committee members on site and beneficiaries on projects as part of verification exercise.

Cannabis Support - Nella Creation

- **Status**: The project is doing well, enough harvesting space, material assisted with was verified and on site.

- **Recommendation**: Close monitoring and continuous support of the project not to lose its momentum.

EMampingeni Country Lodge

- **Status**: The establishment is up and running Computer, Printer supported was on site in good condition.

Constructed 7.8km Thaleni Access Road with Bridge.

- **Status**: road well-constructed.
- **Recommendation**: clearing of soil erosion on the sides of the bridge.

Constructed 3.6km Cabane to Crestu Access Road

- **Status**: Road well-constructed.

Rehabilitated 3,2km Ndela to Ward 11- Restoring of concrete approaches. Extending wing wall, installation of gabions.

- **Status**: road well rehabilitated, concrete restored and even extended both side of the bridge with gabions.
- **Recommendation**: Need for clearing of soil on the sides of the bridge after recent February Floods project to be visited for site inspection.

Mbuthweni Access Road

- **Status**: Road well-constructed
- **Concern**: There is a portion with water running on the road causing soil erosion, which damages the road significantly
- **Recommendation**: Drainage pipe be considered to avoid further damage

Mphetshwa to Nqabeni Access Road

- **Status**: Road well-constructed
- **Concern**: There is a portion with water running on the road causing soil erosion, which damages the road significantly
- **Recommendation**: Drainage pipe be considered to avoid further damage

Rehabilitated 5km Ndayini A/R - upgrading associated stormwater. Restoring of approaches. Installation of concrete slab 500m

- **Status**: Water flowing from the hill crossing the road, which can cause soil erosion.
- **Recommendation**: Drainage pipe be considered to avoid further damage

Nolandumbinda Commercial Project

- **Status**: Project of mealie meal production operational, equipment supported with was verified on site. Project has employed Interns done studies in commercial farming.

- **Recommendation**: Continuous support of the project

Mzamba small scale fishing primary cooperative limited

- **Status**: Project does exist operational and equipment was verified.
- **Concern**: A dispute amongst cooperative members affects the operations of the project
- **Recommendation**: All usable items be given to another car wash in need.

All Teck Group Holding Car Wash

- **Status**: Project was never operational.
- **Action taken:** Beneficiary was contacted and confirmed receiving car was material, but not using. Material was taken back to the municipality.
- **Recommendation**: all usable items be given to another car wash in need.

Cabe Vision Car Wash

- **Status**: Car was existing but has since stopped working in December 2025 due to non availability of water in the village.
- **Recommendation**: Committee recommended that car should continue with the use of Water Tank which was provided by the municipality whilst the water issue is being attended by the ANDM.

Ziqekazi Trading Enterprise

- **Status**: Business is operational in town with computer and printer which was provided by the municipality as support.

11. OBSERVATIONS AND FINDINGS

Members of the committee generally observed that in as much as projects were confirmed as completed as per annual report but most are facing challenges relating to drainage, maintenance. Immediate action is required in areas such as proper drainage, and ensuring that workers use protective clothing as provided by the municipality.

RECOMMENDATIONS

- **Verification of projects before funding/ support with equipment be done by LED.**
- **Close monitoring of funded projects be done.**
- **EPWP casuals be utilized for unlocking of drains of access raods.b**

12. PUBLIC CONSULTATION ON ANNUAL REPORT 24/25 FY

Public Consultation on the Annual Report was conducted on the 06 March 2026 with the targeted Audience of MPAC Members, Executive Committee members, Ward Committee members all Wards, Community

Development Workers, Councillor Support Assistants, Traditional Leaders, Stakeholders, Community Members, WMM-LM Project Manager, Social Facilitators.

Annexure on Public Comments attached

13. OBSERVATION AND FINDINGS

It was observed that more community education of municipal processes on compliance documents in order to differentiate between Mayoral Imbizo, IDP Roads Show and Annual Report Public Consultation

14. RECOMMENDATIONS

On the motion of Councillor N Sikibi seconded by Councillor K Zinya it was recommended that:

- **The Oversight Report on the Annual Report 2024/2025 Financial Year be considered and adopted by Council.**
- **The Annual Report 2024/25 Financial Year complies with the MFMA, Municipal Systems Act and all the guiding Circulars and Checklist issued by National Treasury and CoGTA**
- **The Annual Report 2024/2025 FY be approved by the Municipal Council without reservations.**

Signed by

.....

Cllr N P Mavundla

MPAC Chairperson

17.2 Extract on Oversight Report

Winnie Madikizela-Mandela Local Municipality

Physical Address
51 Winnie Madikizela
Mandela Street
Postal Address
P O Box 12
Bizana

Office of the Speaker
Tel: 039 251 0230
Fax: 039 251 0917
speaker@mbizana.gov.za

EXTRACT FROM MINUTES OF THE ORDINARY COUNCIL MEETING HELD ON THE

DATE: 24 MARCH 2026

TIME: 10H00

VENUE: COUNCIL CHAMBER – CIVIC CENTRE

8. MUNICIPAL PUBLIC ACCOUNTS COMMITTEE (MPAC) REPORT

8.1. ANNUAL DRAFT INTERGRATED DEVELOPMENT PLAN (IDP) 2026/2027 FY

On the motion of Councillor L. Maqoga seconded by Councillor M. S. Msindo it was resolved that: -

8.1.1. **The Oversight Report on the Annual Report 2024/2025 Financial Year be considered and adopted by Council.**

8.1.2. The Annual Report 2024/25 Financial Year complies with the MFMA, Municipal Systems Act and all the guiding Circulars and Checklist issued by National Treasury and CoGTA.

8.1.3. The Annual Report 2024/2025 FY be approved by the Municipal Council without reservations.

WINNIE MADIKIZELA-MANDELA
LOCAL MUNICIPALITY
P.O. BOX 12 BIZANA 4800
2026 -03- 24
OFFICE OF THE SPEAKER
TEL: 039 251 0230
FAX: 039 251 0917

Cllr Z. Mhlwazi

Hon. Speaker